

Dell EMC OpenManage Enterprise-Modular Edition Version 1.00.10 for PowerEdge MX7000 Chassis

Release Notes

Notes, cautions, and warnings

 **NOTE:** A NOTE indicates important information that helps you make better use of your product.

 **CAUTION:** A CAUTION indicates either potential damage to hardware or loss of data and tells you how to avoid the problem.

 **WARNING:** A WARNING indicates a potential for property damage, personal injury, or death.

Chapter 1: Release summary.....	5
Chapter 2: Compatibility.....	6
Supported systems.....	6
Supported web browsers.....	6
Chapter 3: New and enhanced features.....	7
Chapter 4: Fixes.....	8
Bandwidth and port details.....	8
Single Sign-On with CSR.....	8
Storage sled and storage IOM updates.....	8
Root password application.....	9
FCoE virtual MAC addresses.....	9
OME-Modular unresponsive.....	9
HTTPS firmware catalog share.....	9
Compute sled firmware updates in member chassis.....	9
Compute sled updates.....	9
Failure of compute sled updates in MCM.....	9
FIPS enabled systems.....	10
Deployment and configuration job.....	10
Migrating profiles.....	10
Firmware update failure.....	10
Login failure.....	10
OME-Modular version information for member chassis.....	10
Failure of compute sled updates in MCM.....	10
Firmware update job status.....	11
Single management module connectivity.....	11
Chapter 5: Important Notes.....	12
Security.....	12
Chapter 6: Known issues.....	13
Unable to restore network configuration attributes.....	13
Fault list does not contain HWC2131.....	13
Chassis KVM output may be lost after AC power outage in chassis.....	14
ISL Cabling Diagram not shown correctly in Microsoft Edge and Internet Explorer.....	14
Unable to view details of template created from a reference device.....	14
Firmware catalog may be deleted automatically after editing.....	15
Error displayed when creating a local user account under certain conditions.....	15
Cannot perform a graceful shut down of all compute sleds.....	15
Check Compliance operation fails to run and no error message is displayed.....	15
Unable to deploy chassis profile after removing syslog or SNMP destinations.....	16
Unable to edit firmware catalog in specific scenarios.....	16

Unable to restore iDRAC from the lead chassis.....	16
Unable to export chassis profile using hostname or FQDN.....	16
Request to join a group fails when using Microsoft Edge or Internet Explorer.....	17
Devices may not appear after being moved from the lead chassis to a member chassis.....	17
Set Proxy operation fails when using a hostname ending with a numeric character.....	17
Using special characters while setting iDRAC password causes error.....	17
Descriptive error not displayed when compute sled is in lockdown mode and VLAN settings are changed.....	18
Last run date for some jobs may be displayed incorrectly after firmware update.....	18
Unable to start MM Update when IOMs or storage components are selected as chassis components while updating firmware from baselines.....	18
IOM firmware updates fail intermittently when IOMs are selected as part of chassis component while updating firmware from baselines.....	18
Multiple Firmware Update jobs start for IOMs or storage devices when IOMs or storage devices are selected while updating firmware from baselines.....	19
OME - Modular slows down while deploying many compute sleds in 20 chassis setup.....	19
PowerEdge MX 10GbT PTM is not displayed on chassis Group Topology page.....	19
MCM Lead chassis does not display alerts from chassis components.....	19
Bandwidth settings are not deployed on IOMs in fabric mode when an imported template is used.....	20
Alerts are not received through SYSLOG, SNMP, or EMAIL after downgrading OME-Modular firmware.....	20
Chapter 7: Limitations.....	21
Chapter 8: Installation.....	22
Downloading OME-Modular firmware.....	22
Updating firmware in OME-Modular.....	22
Chapter 9: Resources and support.....	23
Chapter 10: Contacting Dell EMC.....	24

Release summary

The Dell EMC OpenManage Enterprise - Modular is a system management hardware and software solution for managing the Dell EMC PowerEdge MX7000 chassis.

Version

1.00.10

Release date

February 2019

Priority and recommendations

RECOMMENDED: Dell recommends applying this update during your next scheduled update cycle. The update contains feature enhancements or changes that help keep your system software current and compatible with other system modules (firmware, BIOS, drivers, and software).

Compatibility

Topics:

- [Supported systems](#)
- [Supported web browsers](#)

Supported systems

Chassis

- Dell PowerEdge MX7000

Sleds

- Dell PowerEdge MX740c
- Dell PowerEdge MX840c
- Dell PowerEdge MX5016s

I-O Modules

- PowerEdge MX 25Gb — Ethernet Pass-Through Module
- PowerEdge MX 10GBASE-T — Ethernet Pass-Through Module
- PowerEdge MX5000s — SAS Switch
- Dell EMC MX9116n — Fabric Switching Engine
- Dell EMC MX7116n — Fabric Expander Module
- Dell EMC MX5108n — Ethernet Switch
- Dell EMC MXG610s — Fibre Channel Switch

Supported web browsers

- Google Chrome version 63
- Google Chrome version 64
- Mozilla Firefox version 57
- Mozilla Firefox version 58
- Microsoft EDGE
- Microsoft Internet Explorer 11
- Safari version 11

New and enhanced features

- Manages up to 20 chassis using a single interface—web or RESTful interface
- Enables editing a VLAN after deployment, from the **Fabric Details** page
- Certified for Federal Information Processing Standard (FIPS) 140-2 standards. For details, see certificate #2861 at csrc.nist.gov/projects/cryptographic-module-validation-program/Certificate/2861

Fixes

Topics:

- [Bandwidth and port details](#)
- [Single Sign-On with CSR](#)
- [Storage sled and storage IOM updates](#)
- [Root password application](#)
- [FCoE virtual MAC addresses](#)
- [OME-Modular unresponsive](#)
- [HTTPS firmware catalog share](#)
- [Compute sled firmware updates in member chassis](#)
- [Compute sled updates](#)
- [Failure of compute sled updates in MCM](#)
- [FIPS enabled systems](#)
- [Deployment and configuration job](#)
- [Migrating profiles](#)
- [Firmware update failure](#)
- [Login failure](#)
- [OME-Modular version information for member chassis](#)
- [Failure of compute sled updates in MCM](#)
- [Firmware update job status](#)
- [Single management module connectivity](#)

Bandwidth and port details

Corrected the bandwidth and port details for MX5108n and MX9116n IOMs displayed in the OME-Modular Help for **Fabrics Topology**.

Tracking number

102685

Single Sign-On with CSR

Fixed an issue to facilitate working of OME-Modular to iDRAC Single Sign-On (SSO) with CSR-generated certificates.

Tracking number

106477

Storage sled and storage IOM updates

Fixed an issue to enable update of storage sleds when scheduled with storage IOMs (PowerEdge MX5000s, Dell EMC MXG610s) as a single job during a compliance report-based update.

Tracking number

107979

Root password application

Fixed an issue to apply the root password to compute sleds in slots when the deploy and configuration job is run.

Tracking number

108964

FCoE virtual MAC addresses

Fixed an issue that was causing FCoE virtual MAC addresses to display improperly under certain conditions.

Tracking number

108238

OME-Modular unresponsive

Fixed an issue that was causing OME-Modular to become unresponsive and display an error message.

Tracking number

107168

HTTPS firmware catalog share

Fixed an issue that was displaying an error message while creating an HTTPS firmware catalog share.

Tracking number

103960

Compute sled firmware updates in member chassis

Fixed an issue that was causing failure of firmware updates for compute sleds in a member chassis using the Dell Online Repository method.

Tracking number

108884

Compute sled updates

Fixed an issue that was causing failure of updates to compute sleds in member chassis, using Validated Stack Repository method.

Tracking number

108947

Failure of compute sled updates in MCM

Fixed an issue that was causing failure of updates of some compute sleds in MCM.

Tracking number

107401

FIPS enabled systems

Fixed an issue on FIPS enabled systems to send emails as part of an alert policy, when SMTP settings are configured with SSL enabled.

Tracking number

109796

Deployment and configuration job

Fixed an issue that was causing the deployment and configuration job to not start for newly inserted servers when Quick Deploy was configured for all chassis slots.

Tracking number

109724

Migrating profiles

Fixed an issue where migrating profiles was not possible after detaching the profile from the slot where the server was inserted.

Tracking number

109879

Firmware update failure

Fixed an issue that was causing failure of firmware update using a catalog that is accessed through an NFS share, after upgrading OME - Modular to version 1.00.01 from 1.00.00.

Tracking number

110116

Login failure

Fixed an issue where logging into the chassis using SSH, Serial, and KVM was failing when the password contained certain special characters.

Tracking number

110160

OME-Modular version information for member chassis

Fixed an issue that was causing the lead chassis in MCM to display incorrect OME-Modular version information for the member chassis in domain-related REST APIs. The incorrect information was displayed when the OME-Modular version in the member chassis was upgraded to the latest version.

Tracking number

109587

Failure of compute sled updates in MCM

Fixed an issue that was causing failure of updates of some compute sleds in MCM.

Tracking number

107401

Firmware update job status

Fixed an issue that was causing the status of OME-Modular firmware update job to be displayed as "Completed" even when it failed.

Tracking number

110520

Single management module connectivity

Fixed an issue that was causing single management module to lose connectivity when the external port link changed.

Tracking number

110421

Important Notes

Topics:

- [Security](#)

Security


OpenVAS vulnerability scanner may report the following issues:

- NVT: OpenSSH 'sftp-server' Security Bypass Vulnerability (Linux) (OID: 1.3.6.1.4.1.25623.1.0.812051). This is a false positive based on the OpenSSH version that OME-Modular carries. No SFTP is exposed or supported.
- NVT: SSH Weak Encryption Algorithms Supported (OID: 1.3.6.1.4.1.25623.1.0.105611). OME-Modular supports secure algorithms and upgrades SSH clients to the appropriate option. Configure your SSH client to autonegotiate the crypto algorithms used.

Security best practices

- SNMP
 - Security scanners may identify SNMP. If you do not use SNMP in your deployment, you can disable SNMP.
 - If SNMP is required, Dell EMC recommends that the default community name is changed from `public`.
- By default, a self-signed certificate is generated to enable HTTPS communication. Dell EMC recommends generating a CSR and installing a valid non-self signed certificate.

Besides improving the security of OME - Modular, these actions eliminate warnings that are produced by vulnerability scanners relating to the default self-signed web server certificate and default SNMP community name.

 **NOTE:** Dell EMC recommends changing the default password for OME - Modular.

VLAN

When you configure non-default untagged or native VLAN for FCoE enabled interfaces, the configuration is accepted, but not applied to the hardware.

Known issues

Topics:

- Unable to restore network configuration attributes
- Fault list does not contain HWC2131
- Chassis KVM output may be lost after AC power outage in chassis
- ISL Cabling Diagram not shown correctly in Microsoft Edge and Internet Explorer
- Unable to view details of template created from a reference device
- Firmware catalog may be deleted automatically after editing
- Error displayed when creating a local user account under certain conditions
- Cannot perform a graceful shut down of all compute sleds
- Check Compliance operation fails to run and no error message is displayed
- Unable to deploy chassis profile after removing syslog or SNMP destinations
- Unable to edit firmware catalog in specific scenarios
- Unable to restore iDRAC from the lead chassis
- Unable to export chassis profile using hostname or FQDN
- Request to join a group fails when using Microsoft Edge or Internet Explorer
- Devices may not appear after being moved from the lead chassis to a member chassis
- Set Proxy operation fails when using a hostname ending with a numeric character
- Using special characters while setting iDRAC password causes error
- Descriptive error not displayed when compute sled is in lockdown mode and VLAN settings are changed
- Last run date for some jobs may be displayed incorrectly after firmware update
- Unable to start MM Update when IOMs or storage components are selected as chassis components while updating firmware from baselines
- IOM firmware updates fail intermittently when IOMs are selected as part of chassis component while updating firmware from baselines
- Multiple Firmware Update jobs start for IOMs or storage devices when IOMs or storage devices are selected while updating firmware from baselines
- OME - Modular slows down while deploying many compute sleds in 20 chassis setup
- PowerEdge MX 10GbT PTM is not displayed on chassis Group Topology page
- MCM Lead chassis does not display alerts from chassis components
- Bandwidth settings are not deployed on IOMs in fabric mode when an imported template is used
- Alerts are not received through SYSLOG, SNMP, or EMAIL after downgrading OME-Modular firmware

Unable to restore network configuration attributes

Description	The restore operation does not restore the network configuration attributes— Network Auto Negotiation , Network Speed , and Duplex Mode .
Workaround	Log in to OME-Modular, go to Chassis Settings > Network and configure the network settings— Network Auto Negotiation , Network Speed , and Duplex Mode .
Systems affected	All system supported by this release.
Tracking number	107884

Fault list does not contain HWC2131

Description	The hardware log contains the entry HWC2131 "The Management Module cannot communicate with the right control panel because of internal issues". However, this error
--------------------	---

message is not displayed on the **Chassis Fault List** on the dashboard. This issue can occur during the management module firmware update.

Workaround If the hardware log message HWC2131 was generated during a management module firmware update, ignore the message.

Systems affected PowerEdge MX7000

Tracking number 108458

Chassis KVM output may be lost after AC power outage in chassis

Description If the compute sleds have NVDIMMs and if AC power is lost while the NVDIMM is in read or write mode, the KVM output may not be restored when the AC power is restored.

Workaround Reset the management module twice or perform failover on the management module twice using OME–Modular web interface or RACADM. To perform a reset using the OME–Modular web interface, go to **Home > Troubleshoot > Reset Management Module**.

Systems affected PowerEdge MX7000

Tracking number 108499

ISL Cabling Diagram not shown correctly in Microsoft Edge and Internet Explorer

Description During fabric creation, a diagram of the selected Fabric Design is displayed. The diagram indicates the type of IOMs used and ISL cabling between them. Internet Explorer and Edge do not display these diagrams correctly and may display black shapes instead of the correct ISL cabling.

Workaround Use Chrome or Firefox. If you cannot use either of these browsers, the fabric creation workflow provides a printable summary of the defined fabric that you can use to view the image correctly.

Systems affected MX9116n, MX7116n

Tracking number 107300

Unable to view details of template created from a reference device

Description If you create a template using a reference device and that device is then removed from the chassis, you cannot view all the attributes captured in that template through the OME–Modular web interface. The template can still be deployed or used normally.

Workaround To view the template attributes on the web interface, wait for the chassis inventory to be refreshed. The inventory is refreshed automatically every 30 minutes. You can also manually refresh the inventory using the OME–Modular web interface.

Systems affected PowerEdge MX7000, PowerEdge MX740c, PowerEdge MX840c

Tracking number 107891

Firmware catalog may be deleted automatically after editing

Description	If you enter incorrect information while editing a firmware catalog, the catalog may be deleted from OME-Modular.
Workaround	If you want to modify the catalog source or repository location, it is recommended that you create a catalog instead of editing the existing catalog. Editing the existing catalog is prone to errors.
Systems affected	PowerEdge MX7000
Tracking number	106989

Error displayed when creating a local user account under certain conditions

Description	<p>You may encounter the error, <code>Error - User could not be saved</code> when performing the following tasks:</p> <ol style="list-style-type: none">1. Create a new local user account in OME-Modular.2. Update the new user account name without changing the password.3. Delete the user account.4. Create a new local user account using the original account name.
Workaround	<ol style="list-style-type: none">1. Always update the user account password when modifying the user account name.2. Run the <code>racadm racresetcfg</code> command to restore OME-Modular to factory defaults.3. You can use the same username with different cases as user account names are case insensitive. For example: "test01" and "Test01"
Systems affected	PowerEdge MX7000
Tracking number	105270

Cannot perform a graceful shut down of all compute sleds

Description	When using the option to select Across all pages on the Compute Devices grid, the Power Off (Graceful) option is not displayed.
Workaround	<ul style="list-style-type: none">• Select compute sleds individually and perform a graceful power off operation.• Filter the All Devices page to view only compute sleds and then perform a power off operation.
Systems affected	PowerEdge MX740c, PowerEdge MX840c
Tracking number	108133

Check Compliance operation fails to run and no error message is displayed

Description	Even if a compliance report contains devices that you do not have permission to manage, the Check Compliance button is still enabled. When you click Check Compliance , no error message is displayed but the compliance report is not updated.
Workaround	Ensure that you have the permission to manage all devices contained within a compliance report before running a compliance check.

Systems affected All systems supported by this release.

Tracking number 108258

Unable to deploy chassis profile after removing syslog or SNMP destinations

Description If you have administrator privileges and export a chassis profile and attempt to deploy the profile after removing the syslog or SNMP destination, the deployment fails.

Workaround Do not delete any syslog or SNMP destinations manually from an exported chassis profile. Instead, let the destination entry be blank.

Systems affected PowerEdge MX7000

Tracking number 104215

Unable to edit firmware catalog in specific scenarios

Description When an existing firmware catalog is updated using **Configuration > Firmware > Catalog Management > Edit** to point to a catalog with incorrect repository credentials, OME-Modular does not refresh the catalog information.

Workaround Remove the catalog and add a new one with the desired repository details.

Systems affected PowerEdge MX7000

Tracking number 106990

Unable to restore iDRAC from the lead chassis

Description The iDRAC restore operation performed from the lead chassis fails.

Workaround Retry the restore operation to successfully restore the configuration and firmware.

Systems affected All system supported by this release.

Tracking number 108114

Unable to export chassis profile using hostname or FQDN

Description When you export a profile using hostname or FQDN of the network share address, the export profile task fails with the message `Kindly provide valid input values. Check help for details..`

Workaround Use the IP address of the share server instead of hostname or FQDN .

Systems affected PowerEdge MX7000

Tracking number 108459

Request to join a group fails when using Microsoft Edge or Internet Explorer

Description	If you use Microsoft Edge or Internet Explorer to initiate an action to join a multi-chassis group, the action may fail. OME–Modular loads portions of the application as they are needed. Environmental factors such as network disruption, web browser choice, and version, may disrupt that process.
Workaround	If the OME–Modular web interface is behaving unexpectedly, these troubleshooting steps address most issues: <ul style="list-style-type: none">• Refresh the web browser to reload the application.• Verify network connection stability.• Use Chrome or Firefox.
Systems affected	PowerEdge MX7000
Tracking number	107147

Devices may not appear after being moved from the lead chassis to a member chassis

Description	In a multi-chassis management (MCM), if you move a device from the lead chassis to one of the member chassis, the change may not be displayed immediately in the lead chassis inventory. This issue does not occur when moving a device between member chassis, or from a member chassis to the lead chassis.
Workaround	Wait for the scheduled automatic inventory refresh to complete. This refresh happens every 30 minutes.
Systems affected	All systems supported by this release.
Tracking number	108286

Set Proxy operation fails when using a hostname ending with a numeric character

Description	While setting the proxy server, if the hostname ends with a numeric character, the proxy settings cannot be saved. For example, setting the proxy server to <i>hostname123</i> fails.
Workaround	Use either FQDN or IP address for the proxy server address.
Systems affected	PowerEdge MX7000
Tracking number	109454

Using special characters while setting iDRAC password causes error

Description	Using the special character, ^, while setting an iDRAC password from Devices > Compute > View Details > Settings > Management page, causes an error.
Workaround	Log in to the iDRAC console to set the iDRAC password.
Systems affected	PowerEdge MX740c, PowerEdge MX840c
Tracking number	110940

Descriptive error not displayed when compute sled is in lockdown mode and VLAN settings are changed

Description	An error message is displayed when you try to change the VLAN setting on the Chassis > Overview > Hardware > Chassis Slots page when iDRAC is in lockdown mode. But, the error message does not describe the cause of the failure of the task.
Workaround	No action is required. A descriptive error message will be provided in a future update of OME - Modular.
Systems affected	PowerEdge MX840c, PowerEdge MX740c
Tracking number	112537

Last run date for some jobs may be displayed incorrectly after firmware update

Description	After firmware update, some jobs may display the last run date as "1970". The issue is only seen when NTP servers are configured as the time source. After a firmware update, the public network takes some time to get established, which delays synchronizing the system time with the NTP server. Any jobs run before the system time synchronizes to the NTP server, display the year as 1970.
Workaround	The date and time are fixed automatically when the next job is run.
Systems affected	PowerEdge MX7000
Tracking number	115338

Unable to start MM Update when IOMs or storage components are selected as chassis components while updating firmware from baselines

Description	IOMs or storage device update does not start when IOMs/Storage devices are selected as chassis components while performing a Firmware Update from a baseline.
Workaround	Select the IOMs/Storage components as individual devices and retry the firmware update.
Systems affected	All Systems supported by this release.
Tracking number	115635

IOM firmware updates fail intermittently when IOMs are selected as part of chassis component while updating firmware from baselines

Description	IOM updates can fail when IOMs or storage devices are selected as part of the chassis component using the Compliance Report Update method.
Workaround	Selecting the IOMs as individual devices and retry the firmware update.
Systems affected	All Systems supported by this release.
Tracking number	115639

Multiple Firmware Update jobs start for IOMs or storage devices when IOMs or storage devices are selected while updating firmware from baselines

Description	Multiple firmware update jobs are started when IOMs or storage devices are selected while updating firmware from a baseline.
Workaround	When the firmware update fails, select the IOMs or storage device as individual devices and retry the firmware update.
Systems affected	All Systems supported by this release.
Tracking number	115640

OME - Modular slows down while deploying many compute sleds in 20 chassis setup

Description	The OME - Modular web interface becomes slow while deploying more than 150 compute sleds in 20 chassis MCM setup. The sluggishness is due to high CPU consumption from data synchronization when an alert storm or multiple inventory refresh jobs occur.
Workaround	Once the synchronization ends, the system recovers automatically.
Systems affected	PowerEdge MX7000
Tracking number	118264

PowerEdge MX 10GbT PTM is not displayed on chassis Group Topology page

Description	On the Multi-chassis Group Topology page, the graphical representation of the PowerEdge MX 10GbT Passthrough Module is not displayed owing to errors in identifying the correct IOM image.
Workaround	There is no workaround for this issue. However, the MCM Topology is not impacted.
Systems affected	PowerEdge MX 10GbT Passthrough Module
Tracking number	118761

MCM Lead chassis does not display alerts from chassis components

Description	If many actions or criteria are used in an alert policy, alerts may not be seen on the lead chassis.
Workaround	Refine the alert policy criteria and reduce the number of actions that are triggered on the lead chassis.
Systems affected	All systems supported by this release.
Tracking number	117677

Bandwidth settings are not deployed on IOMs in fabric mode when an imported template is used

Description	When a template is exported from a chassis, it does not include the attributes which are needed for a switch to set bandwidth settings. Hence, when a template is imported into chassis B from chassis A, the switch bandwidth settings from chassis A are not replicated in chassis B.
Workaround	Reconfigure the network switch settings manually instead of using an imported template.
Systems affected	All systems affected by this release
Tracking number	117251

Alerts are not received through SYSLOG, SNMP, or EMAIL after downgrading OME-Modular firmware

Description	Alerts policy configurations are deleted after downgrading the OME-Modular firmware to 1.00.01 from 1.00.10.
Workaround	Configure the alert policies after the firmware downgrade is completed.
Systems affected	All PowerEdge MX7000 systems, with user-configured alerts policies, where OME-Modular firmware is downgraded to 1.00.01 from 1.00.10.
Tracking number	121423

Limitations

1. OME–Modular is supported only on TLS 1.2 and later. Versions earlier than 1.2 may or may not work. Also, support for earlier versions of TLS is not provided.
2. When navigating to the console for the first time, a blinking cursor does not appear in the text fields. This is owing to a bug in Chrome. For details and current status, see bugs.chromium.org/p/chromium/issues/detail?id=740652.
3. When using Firefox on Windows Server 2012, the 'up' and 'down' buttons in a numeric input field are not displayed correctly. This bug exists in Firefox since version 37. However, the manual input of values is not impacted. For details, see bugzilla.mozilla.org/show_bug.cgi?id=1158435.

This issue also affects other versions of Firefox depending on the positioning of the numeric input. The numeric up and down buttons are not sized correctly when used in a data grid in MCSl. However, the manual input of values is not impacted. For details, see bugzilla.mozilla.org/show_bug.cgi?id=947365.

4. An open-source component used for certain selection inputs may not respond to arrow key presses. This issue is currently limited to the AD/LDAP import wizard. For details, see github.com/select2/select2/issues/3472.
5. The HTML titles that consist of long strings of text are truncated in Internet Explorer (IE) and Microsoft Edge, if the text has no spaces or punctuation. This is the default behavior of IE and Microsoft Edge.
6. Internet Explorer has performance issues related to DOM rendering and manipulation, both of which are widely used in a single-page application. For details, see developer.microsoft.com/en-us/microsoft-edge/platform/issues/7636678/.

These issues result in poor performance in AngularJS and many other open-source UI components. For details, see github.com/angular/angular.js/issues/12563 and github.com/angular-ui/ui-grid/issues/5855.

Version upgrades or design changes may be explored in future releases, which may help reduce these performance issues in IE. However, the possibilities for improvement may be limited as Microsoft is not actively developing IE. For alternatives, refer to the list of approved and supported browser versions.

Installation

See the *Dell EMC OpenManage Enterprise - Modular Edition Version 1.00.10 for PowerEdge MX Chassis User's Guide* for the following information:

- Prerequisites
- Hardware and software requirements
- Installation and configuration

Topics:

- [Downloading OME-Modular firmware](#)
- [Updating firmware in OME-Modular](#)

Downloading OME-Modular firmware

To download the latest OME-Modular firmware:

1. Go to dell.com/openmanagemanuals.
The **Enterprise Systems Management** page is displayed.
2. Click **Dell OpenManage Enterprise**.
The **Dell OpenManage Enterprise** page is displayed.
3. Click **Dell OpenManage Enterprise Modular Version 1.00.10 for Dell PowerEdge MX7000**.
The **Support for Dell OpenManage Enterprise-Modular Version 1.00.10 for Dell PowerEdge MX7000** page is displayed.
4. On the left panel, click **Drivers & downloads**.

Updating firmware in OME-Modular

You can update the firmware in OME-Modular using the following methods:

1. Individual package method—Through OME-Modular web interface or CLI (REST)
2. Catalog-based compliance method

For steps to update firmware using the individual package or catalog, see the OME - Modular for PowerEdge MX7000 Chassis User's Guide available at www.dell.com/openmanagemanuals.

Resources and support

For more information about the features of this release, see the documentation for OpenManage Enterprise Modular (OME-Modular) available at www.dell.com/openmanagemanuals.

Latest Release Notes

To access the latest Release Notes for this version:

1. Go to www.dell.com/openmanagemanuals.
2. Click **Dell OpenManage Enterprise**.
3. Click the link for this version of OME-Modular.
4. Click **Manuals & documents**.

Accessing documents using direct links


You can directly access the documents using the following links:

Table 1. Direct links for documents


URL	Product
www.dell.com/openmanagemanuals	OpenManage Enterprise Management
www.dell.com/idracmanuals	iDRAC and Lifecycle Controller
www.dell.com/serviceabilitytools	Serviceability Tools
www.dell.com/omconnectionsclient	Client System Management
www.dell.com/esmmanuals	OpenManage Connections Enterprise Systems Management

Accessing documents using product selector

You can also access documents by selecting your product.

1. Go to www.dell.com/support.
2. Click **Browse all products**.
3. Click the desired product category, such as Servers, Software, Storage, and so on.
4. Click the desired product and then click the desired version if applicable.
 **NOTE:** For some products, you may need to navigate through the subcategories.
5. Click **Manuals & documents**.

Contacting Dell EMC

 **NOTE:** If you do not have an active Internet connection, you can find contact information on your purchase invoice, packing slip, bill, or Dell EMC product catalog.

Dell provides several online and telephone-based support and service options. Availability varies by country and product, and some services may not be available in your area. To contact Dell EMC for sales, technical support, or customer service issues, see www.dell.com/contactdell.