

# Dell OptiPlex 5080 Tower Cable Cover

## User Guide



## Notes, cautions, and warnings

 **NOTE:** A NOTE indicates important information that helps you make better use of your product.

 **CAUTION:** A CAUTION indicates either potential damage to hardware or loss of data and tells you how to avoid the problem.

 **WARNING:** A WARNING indicates a potential for property damage, personal injury, or death.

# Contents

<b>Chapter 1: Dell OptiPlex Tower Cable Cover</b> .....	<b>4</b>
<b>Chapter 2: Getting help</b> .....	<b>8</b>
Contacting Dell.....	8

# Dell OptiPlex Tower Cable Cover

The cable cover for the Dell OptiPlex Tower system helps protect the ports and cables that are connected to the system.

## About this task

Follow these steps to install the cable cover.

**NOTE:** Images that are shown below may vary depending on your system configuration.

## Steps

1. Route the cables through the slot at the bottom of the cable cover.
2. Draw out the cables from the other side of the cable cover.



3. Connect the cables to their respective ports and turn the antenna (if available/applicable) outwards to pass through the antenna slot at the top of the cable cover.


3




4. Align the cable cover retaining hooks into their slots on the Dell OptiPlex Tower chassis.

**CAUTION:** Take care not to bend or break the delicate plastic hooks.

4



- 5. Gently press down on the cable cover until it clicks into place.
- 6. Slide the latch to lock the cable cover in place.



**i** **NOTE:** For added security, use the Noble Wedge slot to secure the system.


# Getting help

## Topics:

- [Contacting Dell](#)

## Contacting Dell

### Prerequisites

 **NOTE:** If you do not have an active Internet connection, you can find contact information on your purchase invoice, packing slip, bill, or Dell product catalog.

### About this task

Dell provides several online and telephone-based support and service options. Availability varies by country and product, and some services may not be available in your area. To contact Dell for sales, technical support, or customer service issues:

### Steps

1. Go to **Dell.com/support**.
2. Select your support category.
3. Verify your country or region in the **Choose a Country/Region** drop-down list at the bottom of the page.
4. Select the appropriate service or support link based on your need.