

# PowerVault NX Series Product Support Matrix


## Introduction

This document provides information about supported software, firmware, and hardware for PowerVault NX Series Network Attached Storage (NAS) systems.

Topics:

- [Revision history](#)
- [PowerVault NX Series NAS Systems](#)
- [Operating system](#)

NX Series NAS systems are used to add easily managed and cost-optimized file storage to a network. The NAS systems are optimized servers that are dedicated to file serving (with print server capabilities) and can be managed remotely. The NX Series systems ship with the Windows Storage Server operating system preinstalled, so the system can be up and running in a short time.

 **NOTE:** This Support Matrix contains the latest compatibility and interoperability information. If you observe inconsistencies between this information and other documentation or references, this document supersedes all other documentation.

 **NOTE:** Refer to the [Dell EMC Storage NX Windows NAS Series Configuration Guide](#) for configuration examples specific to your business.

## Revision history

Revision	Date	Description
A00	January 2019	Initial release
A01	May 2019	Add NX440 product information
A02	May 2019	Update disk quantity for NX440
A03	August 2019	Remove NX430
A04	October 2019	Update microprocessor for NX3240 and NX3340
A05	April 2020	Update supported drive lists
A06	August 2020	Add information about supported upgrades
A07	September 2020	Add information about supported FC cards
A08	February 2021	Add information about supported drives and storage options
A09	June 2021	Add 3200 DIMMs
A10	February 2023	Add Windows Server 2016 requirement for customer kits, add support for HBA355e, update supported drives

# PowerVault NX Series NAS Systems

Dell offers the following NX systems to support different business needs:

- NX3340: Large businesses
- NX3240: Small/midsize businesses
- NX440: Remote/branch offices

The following tables compare the NX systems. Detailed configurations for each system are described in [System configurations and documents](#).

Feature	NX3240	NX3340	NX440
Leveraged Server Platform	PowerEdge R740xd	PowerEdge R640	PowerEdge R340
Windows Storage Server 2016 Support	Standard	Standard	Standard or Workgroup
Form Factor	2U rack mount	1U rack mount	1U rack mount
Type of Data Supported	File and Block (Microsoft iSCSI target)	File and Block (uses shared storage backend)	File and Block (Microsoft iSCSI target)
Processor	Single and Dual	Dual	Single
Memory	16 GB or 64 GB	32 GB or 64 GB	8 GB or 16 GB
Number of Internal Data Drives	<ul style="list-style-type: none"> <li>• 12 front-accessible, hot-swap 3.5 in. drives and four 3.5 in. drives in mid-bay. Drives in the mid-bay are not configured for RAID from the factory.</li> <li>• Two 2.5 in. rear accessible hot-swap drives for the operating system.</li> </ul>	<ul style="list-style-type: none"> <li>• Two or four front-accessible, hot-swap, 2.5 in. drives for the operating system</li> <li>• The chassis has eight drive bays, but only two or four operating system drives are configured as-shipped from the factory.</li> </ul>	Four 3.5 in. drives identical in capacity and type.
Size/Type of Data Drives Supported	SATA, NL-SAS, SAS	Attached to external block storage	SATA, NL-SAS
External Tape Drive Support	Yes, see <a href="#">NX3240 options</a>	Yes, see <a href="#">NX3340 options</a>	No
External Scalability	Can be expanded to support external, but is not preconfigured.	Each platform in clustered configuration.	Can be expanded to support external, but is not preconfigured.
iSCSI Target	Yes	Yes	Yes
Cluster Support	No	Yes, up to 64 nodes	No
Hardware RAID Levels (factory-installable options)	R1 (operating system) R5 or R6 (data)	R1 or R5 (operating system)	R5
Hot-Swap Drives	Yes	Yes	Yes
Redundant Fans	Yes	Yes	Yes
Redundant Power	Yes (optional)	Yes (optional)	Yes (optional)

# Operating system

NX Series systems support Windows Storage Server 2016. Windows Storage Server 2016 is available in either Workgroup or Standard edition. Both the NX3240 and NX3340 ship with Standard edition. The NX440 ships with either Workgroup or Standard edition. The Standard Edition offers the following premium features:

- Deduplication
- Hosted BranchCache
- Clustering
- Virtualization rights for two VMS
- Network infrastructure for a branch office

Feature	Workgroup (NX440 only)	Standard
<b>Hardware</b>		
Maximum number of CPUs and VM rights	1 + 0	2 + 2
Maximum Memory	32 GB	Unlimited
# Disks	6	Unlimited
Hardware RAID	Yes	Yes
<b>Users</b>		
Concurrent SMB Connections	250	Unlimited
# Users	50	Unlimited
<b>Software Features</b>		
File sharing (SMB and NFS)	Yes	Yes
Online Backup	Yes	Yes
DFS-Replication	Yes	Yes
File Classification Infrastructure (FCI)	Yes	Yes
File Server Resource Manager (FSRM)	Yes	Yes
Domain Join	Yes	Yes
Shared block storage (iSCSI Target + Boot)	Yes	Yes
OEM Customizable Out of Box Experience	Yes	Yes
Spaces	Yes	Yes
Deduplication	No	Yes
BranchCache - Hosted Cache	No	Yes
Virtualization	No	Host + 2 VM
Clustering (including AD/DNS)	No	Yes
Simplified Cluster Setup	No	Yes
Networking (DHCP, DNS, and WINS)	No	Yes
AD Roles including domain controller (RODC)	No	No
Active Directory (domain controller, Certificate Services, Family of brands Services, Rights Management)	No	No
Application Server, Network Policy, Remote Desktop Broker Agent, WDS, and Fax Server	No	No

# System configurations and documents

The NX Series systems are pre-defined, factory-installed configurations based on a parent PowerEdge server. NX Series systems contain a sub-set of all options that are available on the leveraged server, selected to make it easier to order and install as an entry-level NAS appliance. The following sections describe each NX Series system configurations and options and the documentation available.

## General configuration notes

NX systems include support for the following features:

- Supports BIOS mode, does not support UEFI or BitLocker
- Supports the PowerVault NX systems resource DVD, see the following documentation for more information:
  - *Dell EMC Network Attached Storage System using Windows Storage Server 2016 Administrator's Guide*
  - The applicable NAS System Installation and Service Manual
- Supports installing other Windows applications. However, during installation override the default location and install applications to a location other than the C drive.

## NX440 standard configuration

The following table describes the NX440 system standard configurations.

Feature	Value Configuration	Performance Configuration
<b>Chassis</b>		
Drive capacity	4 x 3.5 in.	4 x 3.5 in.
PCIe 3.0 support - two slots: one 8x, one 16x	Yes	Yes
<b>Hardware</b>		
Processor	<b>Single:</b> Intel XEON E2124 (8M Cache, 4C, 3.3 GHz)	<b>Single:</b> Intel XEON E2124 (8M Cache, 4C, 3.3 GHz)
Memory	8 GB (1 x 8 GB DIMMs)	16 GB (1 x 16 GB DIMMs)
Standard Bezel	Yes	Yes
Hot-plug Power Supply, 350 W	Single (optional dual)	Single (optional dual)
PERC H730P (internal)	Yes	Yes
<b>Software</b> Operating system drives: RAID 5 (always four HDDs)	Yes	Yes
Windows Storage Server 2016, Standard or Workgroup	Yes	Yes
iDRAC9, Express or Enterprise	Yes	Yes

## NX440 options


These options are available for all NX440 configurations.

<b>Data Drives</b>	Always four HDDs for operating system (RAID 5). Drives must all be same speed and capacity.
<b>Second Power Supply</b>	Dual, Hot-plug, Redundant Power Supply (1+1), 350 W.
<b>Optical</b>	Internal SATA: DVD+/-RW or DVD ROM
<b>Rack Rail</b>	<ul style="list-style-type: none"><li>• ReadyRails with Cable Management Arm</li><li>• ReadyRails without Cable Management Arm</li></ul>

- ReadyRails Static Rails for 2/4-post Rails
- 1U Combo Drop-in/Stab-in Rails

**Operating System Media kit** Microsoft Windows Storage System 2016, Workgroups or Standard edition.

**iDRAC** iDRAC9 Enterprise with OpenManage Enterprise

**TPM** Trusted Platform Module 1.2 or 2.0  
 **NOTE:** UEFI and BitLocker are not supported.

**Host Bus Adaptors**

- Dell SAS 12 Gb HBA
- Dell HBA355e—supported when ordered separately as a Customer Kit.

**NIC** Supports up to two half-length cards:

- Intel X550 Dual Port 10 GbE Base-T (FH or LP)
- Intel X710 Dual Port 10 Gb DA/SFP+ (FH or LP)
- Intel I350 Dual Port 1 GbE Base-T (FH or LP)
- Intel I350 Quad Port 1 GbE Base-T (FH or LP)
- Broadcom 5720 Dual port 1 GbE Base-T adapter (FH or LP)
- Broadcom 5719 Quad port 1 GbE Base-T adapter (FH or LP)

## NX440 upgrades

The following options that are supported on the PowerEdge R340 server can be ordered as separate customer kits for the NX440 as long as the component supports Windows Server 2016. These options can be installed either by the customer or by an installation service. The options must be supported on PowerEdge R340 server with the same chassis and riser combination as the NX440 system.

**DIMMs** 2666MT/s UDIMMs or 3200MT/s UDIMMs

**Network (PCIe) cards** Full or half height

**Fibre Channel cards** Supports the same Fibre Channel cards as the parent server that has the exact same chassis and riser combination as the NX system.

**Drive support** Supports the same customer installable RAID configurations as the parent server.

## NX3240 standard configurations

The following table describes the NX3240 system standard configurations:

Feature	Entry Configuration	Optimal Configuration	Performance Configuration
<b>Chassis</b>			
<b>Drive capacity</b>			
Front bay (Preconfigured to selected RAID)	12 x 3.5 in.	12 x 3.5 in.	12 x 3.5 in.
Mid bay (require configuration)	4 x 3.5 in.	4 x 3.5 in.	4 x 3.5 in.
Rear bay (operating system drives): 2.5" drives use a hybrid carrier	2 x 2.5 in.	2 x 2.5 in.	2 x 2.5 in.
<b>PCI card support</b>			
PCIe 3.0 (up to three x8 slots)	Yes	Yes	Yes
<b>Hardware</b>			
Processor <sup>a</sup>	<b>Single:</b> Intel Xeon Bronze 3204 1.9 G, 6C/6T, 9.6	<b>Dual:</b> Intel Xeon Silver 4208 2.1 G, 8C/16T, 9.6 GT/s 2UPI,	<b>Dual:</b> Intel Xeon Silver 4214 2.2 G, 12C/24T, 9.6 GT/s

Feature	Entry Configuration	Optimal Configuration	Performance Configuration
	GT/s 2UPI, 8.25 MB Cache, No Turbo, No HT (85 W) DDR4-2133	11 MB Cache, Turbo, HT (85 W) DDR4-2400	2UPI, 16.5 MB Cache, Turbo, HT (85 W) DDR4-2400
Memory	16 GB (2 x 8 GB DIMMs)	32 GB (4 x 8 GB DIMMs)	64 GB (4 x 16 GB DIMMs)
LCD Bezel	Yes	Yes	Yes
Single, Hot-plug Power Supply (1+0), 750 W	Yes	Yes	Yes
PERC H730p (internal)	Yes	Yes	Yes
Broadcom 5720 QP 1 Gb Network Daughter Card	Yes	Yes	Yes
Operating system drives: RAID 1 - (min. two HDDs) 600 GB 10K 2.5" SAS	Yes	Yes	Yes
<b>Software</b>			
Windows Storage Server 2016	Yes	Yes	Yes
iDRAC9, Enterprise	Yes	Yes	Yes

a. Systems shipping before September 2019 use the following processors:

- Entry—Intel Xeon Bronze 3104 1.7G
- Optimal—Intel Xeon Bronze 3106 1.7G
- Performance—Intel Xeon Silver 4114 2.2G

## NX3240 options

These options are available for all NX3240 configurations.

**External RAID** PERC H840


**Data Drives** Data drives are RAID 5 or RAID 6. A minimum of four HDDs is required, and they must all be same speed and capacity. The 2.5 in. drives use a hybrid carrier.

Interface	Form Factor	Speed	Capacity
SATA	3.5 in.	7.2 K	2 TB, 4 TB
SAS	3.5 in.	4.2 K	4 TB, 8 TB, 8 TB FIPS, 10 TB, 12 TB
SAS	2.5 in.	10 K	600 GB, 1.2 TB, 1.2 TB FIPS, 1.8 TB

**External Tape Drive Support**

- External RD1000 USB
- External LTO-5, LTO-6, LTO-7 and LTO-8 and 6 Gb SAS tape drives
- External LTO-9 12Gb SAS tape drives
- 114X rack mount chassis with LTO-5, LTO-6 and LTO-7 and LTO-8 6 Gb SAS tape drives
- 114X rack mount chassis with LTO-9 12Gb SAS tape drives
- TL1000 with LTO-5, LTO-6 and LTO-7 and LTO-8 6Gb SAS tape drives
- TL1000 with LTO-9 12Gb SAS tape drives
- TL2000 with LTO-5, LTO-6 and LTO-7 and LTO-8 6Gb SAS tape drives
- TL4000 with LTO-5, LTO-6 and LTO-7 and LTO-8 6Gb SAS tape drives
- TL4000 with LTO-5, LTO-6 and LTO-7 and LTO-8 8Gb FC tape drives
- ML3/ML3e with LTO-6 and LTO-7 and LTO-8 6Gb SAS tape drives
- ML3/ML3e with LTO-9 12Gb SAS tape drives
- ML3/ML3e with LTO-6 and LTO-7 and LTO-8 8Gb and LTO-9 FC tape drives

**Optical** 8X DVD-ROM, USB, external

<b>Second Power Supply</b>	<ul style="list-style-type: none"> <li>• Dual, Hot-plug, Redundant Power Supply (1+1), 750 W</li> <li>• Dual, Hot-plug, Redundant Power Supply (1+1), 1100 W</li> </ul>
<b>Rack Rail</b>	<ul style="list-style-type: none"> <li>• ReadyRails with Cable Management Arm</li> <li>• ReadyRails without Cable Management Arm</li> <li>• ReadyRails Static Rails for 2/4-post Rails</li> <li>• 2U Combo Drop-in/Stab-in Rails</li> </ul>
<b>Operating System Media kit</b>	Microsoft Windows Storage System 2016, Standard edition.
<b>iDRAC</b>	iDRAC9 Enterprise with OpenManage Enterprise
<b>TPM</b>	Trusted Platform Module 1.2 or 2.0  <b>NOTE:</b> UEFI and BitLocker are not supported.
<b>Quick Sync 2</b>	Remote mobile wireless access
<b>Host Bus Adaptors</b>	<ul style="list-style-type: none"> <li>• Dell SAS 12 Gb HBA</li> <li>• Dell HBA355e—supported when ordered separately as a Customer Kit.</li> </ul>
<b>NIC:</b>	Supports up to four cards—three full height, full-length cards (slots 1–3), and one low profile, half-length card (slot 3): <ul style="list-style-type: none"> <li>• Broadcom 57414 Dual Port 25 Gb, SFP28, rNDC</li> <li>• Broadcom 57416 Dual Port 10 Gb Base-T + 5720 Dual Port 1 Gb Base-T rNDC</li> <li>• Broadcom 57412 Dual Port 10 Gb SFP+ + 5720 Dual Port 1 Gb Base-T rNDC</li> <li>• Broadcom 5720 Quad Port 1 Gb NDC</li> <li>• Intel X550 Quad Port 10 GbE, Base-T rNDC</li> <li>• Intel X550 Dual Port 10 GbE, Base-T + I350 Dual Port 1 Gb Base-T rNDC</li> <li>• Intel X710 Dual Port 10 Gb DA/SFP+ + I350 Dual Port 1 Gb Ethernet NDC</li> <li>• Intel X710 Quad Port 10 Gb DA/SFP+ Ethernet NDC</li> <li>• Intel I350 Quad Port 1 GbE NDC</li> <li>• Mellanox Connect X-4 Lx Dual Port 25 GbE DA/SFP rNDC</li> <li>• QLogic 57800 2x10 Gb BT + 2x1Gb BT NDC</li> <li>• QLogic 57800 2x10 Gb DA/SFP+ + 2x1 Gb BT Network DDC</li> </ul>

## NX3240 upgrades

The following options that are supported on the PowerEdge R740xd server can be ordered as separate customer kits for the NX3240 as long as the component supports Windows Server 2016. These options can be installed either by the customer or by an installation service. The options must be supported on a PowerEdge R740xd server with the same chassis and riser combination as the NX3240 system.

<b>DIMMs</b>	2666MT/s RDIMMs or 3200MT/s RDIMMs
<b>Network (PCIe) cards</b>	Full or half height
<b>Fibre Channel cards</b>	Supports the same Fibre Channel cards as the parent server that has the exact same chassis and riser combination as the NX system.
<b>Processor</b>	Second Intel Xeon Bronze 3204
<b>Drives</b>	<ul style="list-style-type: none"> <li>• Hard drive and SSD data drives</li> <li>• Drives in the front and mid-bay must match in capacity and quantity</li> <li>• Supports the same customer installable RAID configurations as the parent server</li> </ul>

# NX3340 standard configurations

The following table describes the standard configurations for NX3340 systems:

Feature	Optimal Configuration	Performance Configuration
<b>Chassis</b>		
Drive capacity: System ships from the factory with either two or four operating system drives.	8 x 2.5 in.	8 x 2.5 in.
PCIe 3.0 support (up to three x16 slots)	Yes	Yes
<b>Hardware</b>		
Processor <sup>a</sup>	<b>Dual:</b> Intel Xeon Silver 4208 2.1 G, 8C/16T, 9.6 GT/s 2UPI, 11 MB Cache, Turbo, HT (85 W) DDR4-2400	<b>Dual:</b> Intel Xeon Silver 4214 2.2 G, 12C/24T, 9.6 GT/s 2UPI, 16.5 MB Cache, Turbo, HT (85 W) DDR4-2400
Memory	32 GB (4 x 8 GB DIMMs)	64 GB (4 x 16 GB DIMMs)
LCD Bezel	Yes	Yes
Single, Hot-plug Power Supply (1+0), 750 W	Yes	Yes
PERC H730p (internal)	Yes	Yes
Broadcom 5720 QP 1 Gb Network Daughter Card	Yes	Yes
Operating system drives:	Yes	Yes
<ul style="list-style-type: none"> <li>RAID 1 (two HDDs min.) or RAID 5 (min. four HDDs)</li> <li>600 GB 2.5" SAS 10K</li> </ul>		
<b>Software</b>		
Windows Storage Server 2016	Yes	Yes
iDRAC9, Enterprise	Yes	Yes



a. Systems shipping before September 2019 use the following processors:

- Optimal—Intel Xeon Bronze 3106 1.7G
- Performance—Intel Xeon Silver 4114 2.2G

## NX3340 options

These options are available for all NX3340 configurations.

<b>External RAID</b>	Perc H840
<b>External Tape Drive Support</b>	<ul style="list-style-type: none"> <li>External RD1000 USB</li> <li>External LTO-5, LTO-6, LTO-7 and LTO-8 and 6 Gb SAS tape drives</li> <li>External LTO-9 12Gb SAS tape drives</li> <li>114X rack mount chassis with LTO-5, LTO-6 and LTO-7 and LTO-8 6 Gb SAS tape drives</li> <li>114X rack mount chassis with LTO-9 12Gb SAS tape drives</li> <li>TL1000 with LTO-5, LTO-6 and LTO-7 and LTO-8 6Gb SAS tape drives</li> <li>TL1000 with LTO-9 12Gb SAS tape drives</li> <li>TL2000 with LTO-5, LTO-6 and LTO-7 and LTO-8 6Gb SAS tape drives</li> <li>TL4000 with LTO-5, LTO-6 and LTO-7 and LTO-8 6Gb SAS tape drives</li> <li>TL4000 with LTO-5, LTO-6 and LTO-7 and LTO-8 8Gb FC tape drives</li> <li>ML3/ML3e with LTO-6 and LTO-7 and LTO-8 6Gb SAS tape drives</li> <li>ML3/ML3e with LTO-9 12Gb SAS tape drives</li> <li>ML3/ML3e with LTO-6 and LTO-7 and LTO-8 8Gb and LTO-9 FC tape drives</li> </ul>
<b>Optical</b>	Internal SATA: DVD+/-RW or DVD ROM

<b>Second Power Supply</b>	Dual, Hot-plug, Redundant Power Supply (1+1), 750 W.
<b>Rack Rail</b>	<ul style="list-style-type: none"> <li>• ReadyRails with Cable Management Arm</li> <li>• ReadyRails without Cable Management Arm</li> <li>• ReadyRails Static Rails for 2/4-post Rails</li> <li>• 1U Combo Drop-in/Stab-in Rails</li> </ul>
<b>Operating System Media kit</b>	Microsoft Windows Storage System 2016, Standard edition.
<b>iDRAC</b>	iDRAC9 Enterprise with OpenManage Enterprise.
<b>TPM</b>	Trusted Platform Module 1.2 or 2.0  <b>NOTE:</b> UEFI and BitLocker are not supported.
<b>Quick Sync 2</b>	Remote mobile wireless access
<b>Host Bus Adaptors</b>	<ul style="list-style-type: none"> <li>• Dell SAS 12 Gb HBA</li> <li>• Dell HBA355e—supported when ordered separately as a Customer Kit.</li> </ul>  <b>NOTE:</b> The SAS cable connection may not latch securely when using a SAS card in PCIe slot 2. If possible, use only slot 1 and slot 3 for SAS HBAs.
<b>NIC</b>	Supports up to three low profile, half-length cards: <ul style="list-style-type: none"> <li>• Broadcom 57414 Dual Port 25 Gb, SFP28, rNDC</li> <li>• Broadcom 57416 Dual Port 10 Gb Base-T + 5720 Dual Port 1 Gb Base-T rNDC</li> <li>• Broadcom 57412 Dual Port 10 Gb SFP+ + 5720 Dual Port 1 Gb Base-T rNDC</li> <li>• Broadcom 5720 Quad Port 1 Gb NDC</li> <li>• Intel X550 Quad Port 10 GbE, Base-T rNDC</li> <li>• Intel X550 Dual Port 10 GbE, Base-T + I350 Dual Port 1 Gb Base-T rNDC</li> <li>• Intel X710 Dual Port 10 Gb DA/SFP+ + I350 Dual Port 1 Gb Ethernet NDC</li> <li>• Intel X710 Quad Port 10 Gb DA/SFP+ Ethernet NDC</li> <li>• Intel I350 Quad Port 1 GbE NDC</li> <li>• Mellanox Connect X-4 Lx Dual Port 25 GbE DA/SFP rNDC</li> <li>• QLogic 57800 2x10 Gb BT + 2x1Gb BT NDC</li> <li>• QLogic 57800 2x10 Gb DA/SFP+ + 2x1 Gb BT Network DDC</li> </ul>

## NX3340 upgrades

The following options that are supported on the PowerEdge R640 server can be ordered as separate customer kits for the NX3340 as long as the component supports Windows Server 2016. These options can be installed either by the customer or by an installation service. The options must be supported on a PowerEdge R640 server with the same chassis and riser combination as the NX3340 system.

<b>DIMMS</b>	2666MT/s RDIMMs or 3200MT/s RDIMMs
<b>Network (PCIe) cards</b>	Half height
<b>Fibre Channel Cards</b>	Supports the same Fibre Channel cards as the parent server that has the exact same chassis and riser combination as the NX system.
<b>Drive support</b>	Supports the same customer installable RAID configurations and drives as the parent server.

# Documentation

The following documentation is available for NX Series systems.

## NX440

The following documents are available at [NX440 Manuals & documents](#) on dell.com/support:

- NX440 Installation and Service Manual
- Dell EMC NAS System using Windows Storage Server 2016 Administrator's Guide
- Dell EMC NAS System using Windows Storage Server 2016 Troubleshooting Guide
- Setting up your NX440 System

## NX3240

The following documents are available at [NX3240 Manuals & documents](#) on dell.com/support:

- NX3240 Installation and Service Manual
- Dell EMC NAS System using Windows Storage Server 2016 Administrator's Guide
- Dell EMC NAS System using Windows Storage Server 2016 Troubleshooting Guide
- Setting up your NX3240 and NX3340 System


## NX3340

The following documents are available at [NX3340 Manuals & documents](#) on dell.com/support:

- NX3340 Installation and Service Manual
- Dell EMC NAS System using Windows Storage Server 2016 Administrator's Guide
- Dell EMC NAS System using Windows Storage Server 2016 Troubleshooting Guide
- Setting up your NX3240 and NX3340 System

# Supported hard drives

This section describes the drives that are supported in each NX Series system. To find the latest available drive firmware, see the related Drivers and Downloads section on [Dell.com/support](#)

 **NOTE:** Some drives in these lists may no longer be supported.

## NX440 supported drives

Dell P/N	Form Factor	Capacity	Interface	Speed	Security	Vendor
0N96X	3.5	12 TB	SAS 12 Gbps	7.2K	ISE	TOS
7KT9W	3.5	12 TB	SAS 12 Gbps	7.2K	ISE	STX
9HXK6	3.5	12 TB	SAS 12 Gbps	7.2K	ISE	HGST
DK7C9	3.5	12 TB	SAS 12 Gbps	7.2K	ISE	TOS
753F0	3.5	12 TB	SATA 6 Gbps	7.2K	ISE	TOS
T2YHT	3.5	12 TB	SATA 6 Gbps	7.2K	ISE	HGST
0N660	3.5	8 TB	SAS 12 Gbps	7.2K	ISE	STX

Dell P/N	Form Factor	Capacity	Interface	Speed	Security	Vendor
44YFV	3.5	8 TB	SAS 12 Gbps	7.2K	ISE	WD
FV725	3.5	8 TB	SAS 12 Gbps	7.2K	ISE	TOS
1WMVC	3.5	8 TB	SATA 6 Gbps	7.2K	ISE	HGST
9X09C	3.5	8 TB	SATA 6 Gbps	7.2K	ISE	TOS
F4JXT	3.5	8 TB	SATA 6 Gbps	7.2K	ISE	STX
10N7R	3.5	4 TB	SAS 12 Gbps	7.2K	ISE	STX
F7DTR	3.5	4 TB	SAS 12 Gbps	7.2K	ISE	STX
FN2YX	3.5	4 TB	SAS 12 Gbps	7.2K	ISE	TOS
6KR2M	3.5	4 TB	SATA 6 Gbps	7.2K	ISE	STX
W2M9N	3.5	4 TB	SATA 6 Gbps	7.2K	ISE	TOS
XPJ47	3.5	4 TB	SATA 6 Gbps	7.2K	ISE	STX
YH3T9	3.5	4 TB	SATA 6 Gbps	7.2K	ISE	HGST
V9H6C	3.5	2 TB	SATA 6 Gbps	7.2K	ISE	HGST

## NX3240 supported drives


Dell P/N	Form Factor	Capacity	Interface	Speed	Security	Supplier
F9NWJ	2.5	2.4TB	SAS 12 Gbps	10K	ISE	TOS
8YWH3	2.5	2.4TB	SAS 12 Gbps	10K	SED FIPS	STX
RWR8F	2.5	2.4TB	SAS 12 Gbps	10K	ISE	TOS
DMP3R	2.5	1.2TB	SAS 12 Gbps	10K	SED FIPS	STX
FPW68	2.5	600GB	SAS 12 Gbps	15K	ISE	
GTYCR	2.5	600GB	SAS 12 Gbps	10K	None	STX
VWDPV	2.5	600GB	SAS 12 Gbps	10K	ISE	STX
XXTRP	2.5	600GB	SAS 12 Gbps	10K	ISE	STX
0N96X	3.5	12 TB	SAS 12 Gbps	7.2K	ISE	TOS
7KT9W	3.5	12 TB	SAS 12 Gbps	7.2K	ISE	STX
9HXK6	3.5	12 TB	SAS 12 Gbps	7.2K	ISE	HGST
DK7C9	3.5	12 TB	SAS 12 Gbps	7.2K	ISE	TOS
753F0	3.5	12 TB	SATA 6 Gbps	7.2K	ISE	TOS
KTJTY	3.5	12 TB	SATA 6 Gbps	7.2K	ISE	STX
T2YHT	3.5	12 TB	SATA 6 Gbps	7.2K	ISE	HGST
0N660	3.5	8 TB	SAS 12 Gbps	7.2K	ISE	STX
44YFV	3.5	8 TB	SAS 12 Gbps	7.2K	ISE	WD
C5HD0	3.5	8 TB	SAS 12 Gbps	7.2K	ISE	STX
FV725	3.5	8 TB	SAS 12 Gbps	7.2K	ISE	TOS
H3PN0	3.5	8 TB	SAS 12 Gbps	7.2K	SED FIPS	STX
NJWMG	3.5	8 TB	SAS 12 Gbps	7.2K	ISE	TOS

Dell P/N	Form Factor	Capacity	Interface	Speed	Security	Supplier
1WMVC	3.5	8 TB	SATA 6 Gbps	7.2K	ISE	HGST
9X09C	3.5	8 TB	SATA 6 Gbps	7.2K	ISE	TOS
F4JXT	3.5	8 TB	SATA 6 Gbps	7.2K	ISE	STX
T5XR5	3.5	8 TB	SATA 6 Gbps	7.2K	ISE	TOS
10N7R	3.5	4 TB	SAS 12 Gbps	7.2K	ISE	STX
F7DTR	3.5	4 TB	SAS 12 Gbps	7.2K	ISE	STX
FN2YX	3.5	4 TB	SAS 12 Gbps	7.2K	ISE	TOS
KRM6X	3.5	4 TB	SAS 12 Gbps	7.2K	ISE	STX
NT1X2	3.5	4 TB	SAS 12 Gbps	7.2K	ISE	WD
6KR2M	3.5	4 TB	SATA 6 Gbps	7.2K	ISE	STX
W2M9N	3.5	4 TB	SATA 6 Gbps	7.2K	ISE	TOS
XPJ47	3.5	4 TB	SATA 6 Gbps	7.2K	ISE	STX
YH3T9	3.5	4 TB	SATA 6 Gbps	7.2K	ISE	HGST
684JT	3.5	2 TB	SAS 12 Gbps	7.2K	ISE	STX
HDWXN	3.5	2 TB	SAS 12 Gbps	7.2K	ISE	STX
M7D8Y	3.5	2 TB	SAS 12 Gbps	7.2K	None	TOS
NPVM6	3.5	2 TB	SATA 6 Gbps	7.2K	ISE	TOS
V9H6C	3.5	2 TB	SATA 6 Gbps	7.2K	ISE	HGST
X7C91	3.5	2 TB	SATA 6 Gbps	7.2K	ISE	STX
HNWHH	3.5	1 TB	SATA 6 Gbps	7.2K	ISE	HGST
K4M5W	3.5	1 TB	SATA 6 Gbps	7.2K	ISE	TOS
M33YT	3.5	1 TB	SATA 6 Gbps	7.2K	ISE	STX

## NX3340 supported drives

Dell P/N	Form Factor	Capacity	Interface	Speed	Security	Supplier
01M0D	2.5	1.2 TB	SAS 12 Gbps	10K	ISE	TOS
DMP3R	2.5	1.2 TB	SAS 12 Gbps	10K	SED FIPS	STX
1D0F5	2.5	2.4 TB	SAS 12 Gbps	10K	ISE	STX
36YG1	2.5	2.4 TB	SAS 12 Gbps	10K	ISE	STX
F9NWJ	2.5	2.4 TB	SAS 12 Gbps	10K	ISE	TOS
RWR8F	2.5	2.4 TB	SAS 12 Gbps	10K	ISE	STX
1W7HC	2.5	600 GB	SAS 12 Gbps	15K	ISE	TOS
4WX8Y	2.5	600 GB	SAS 12 Gbps	10K	ISE	TOS
GTYCR	2.5	600 GB	SAS 12 Gbps	10K	None	TOS
VWDPV	2.5	600 GB	SAS 12 Gbps	10K	ISE	STX
XXTRP	2.5	600 GB	SAS 12 Gbps	10K	ISE	STX

## Notes, cautions, and warnings

 **NOTE:** A NOTE indicates important information that helps you make better use of your product.

 **CAUTION:** A CAUTION indicates either potential damage to hardware or loss of data and tells you how to avoid the problem.

 **WARNING:** A WARNING indicates a potential for property damage, personal injury, or death.