

Dell System E-Support Tool (DSET) Version 3.6
Reportable Items For Windows Operating Systems
Reference Guide



Notes, Cautions, and Warnings



NOTE: A NOTE indicates important information that helps you make better use of your computer.



CAUTION: A CAUTION indicates either potential damage to hardware or loss of data and tells you how to avoid the problem.



WARNING: A WARNING indicates a potential for property damage, personal injury, or death.

Copyright © 2014 Dell Inc. All rights reserved. This product is protected by U.S. and international copyright and intellectual property laws. Dell™ and the Dell logo are trademarks of Dell Inc. in the United States and/or other jurisdictions. All other marks and names mentioned herein may be trademarks of their respective companies.

2014 - 05

Rev. A00

Contents

1 Introduction.....	5
What's New In This Release.....	5
2 System Items List.....	7
3 Storage Items List.....	23
4 Software Items List.....	31
5 Log Files List.....	39

Introduction


The reportable items document includes all the data types supported by the DSET application and displayed in the DSET report.


 **NOTE:**

- A few unique data elements are not included in the document.
- The data elements listed also includes other configuration or log files that may be collected but viewed only by navigating to the **.zip** archived contents in the DSET report.

What's New In This Release

- Support for PCIeSSD and PERC 9 for the storage category of the report.
- Addition of new attributes for array disks, virtual disks, and controllers classes in the storage category for DSET namespace and OpenManage Server Administrator namespace.

 **NOTE:** The new attributes for this release are identified in this document by the text “(New)” next to them.

 **NOTE:** iDRAC namespace report has fewer attributes compared to DSET and OpenManage Server Administrator namespace reports.

System Items List

The system items list includes the following:

- Main System Chassis
- Error Summary Information (New)
- Chassis
- Modular Enclosure (New)
- BIOS
- Batteries
- Processors Information
- Fans Probes Information
- Firmware
- Front Panel Information
- System Components (FRU) Information
- Intrusion Information
- Memory
- Network Interfaces Information
- Ports Information
- Power Supplies
- Remote Access Information
- Slots
- Temperature Probes Information
- Voltage Probes Information
- Auto Recovery
- Embedded System Management (ESM) Logs
- PCI Devices
- Network
- Removable Flash Media Information
- Hardware Performance
- Power Consumption Information

Table 1. : System Category and Attributes

Category	Attributes
Main System Chassis	<ul style="list-style-type: none"> • Chassis Model • Chassis Service Tag • Express Service Code • Chassis Lock • Chassis Asset Tag

Category	Attributes
	<ul style="list-style-type: none"> • Server Module Asset Tag • Server Module Service Tag • Server Module Express Code • Server Module Location • Processor Manufacturer • Processor Family • Processor Version • Current Speed • Maximum Speed • External Clock Speed • Voltage • Total Installed Capacity • Memory Available to the OS • Total Maximum Capacity • Memory Array Count • Location • Use • Installed Capacity • Maximum Capacity • Slots Available • Slots Used • ECC Type • Manufacturer • Version • Release Date • Network Interface • IP Address • Subnet Mask • Default Gateway • MAC Address • Name • Version • Host Name • System Location
Error Summary Information	<ul style="list-style-type: none"> • Status (New) • Name (New) • Location (New) • Details (New)
Chassis	<ul style="list-style-type: none"> • Index • Chassis Name • Host Name • BMC Version • DRAC or iDRAC Version

Category	Attributes
	<ul style="list-style-type: none"> • Lifecycle Controller Version • Chassis Model • Chassis Lock • Chassis Service Tag • Chassis Asset Tag • Flash Chassis Identify LED state • Flash Chassis Identify LED timeout value
Modular Enclosure	<ul style="list-style-type: none"> • CMC Information <ul style="list-style-type: none"> – Product (New) – Description (New) – Version (New) – IP Address (New) – IP Address Source (New) – IP Address Type (New)
BIOS	<ul style="list-style-type: none"> • BIOS Information <ul style="list-style-type: none"> – Manufacturer – Version – Release Date • BIOS Setup <ul style="list-style-type: none"> – General <ul style="list-style-type: none"> * Attribute * Num Lock * Diskette * NIC * NIC 1 * NIC 2 * Dual NIC (1/2) * Dual NIC (3/4) * IDE * User Accessible USB Ports * Processor Virtualization Technology * Processor Logical Processor (HyperThreading) * Logical Processor * Number of Cores per Processor * AC Power Recovery Mode * Execute Disable * Embedded SATA Controller * Embedded Video Controller * SATA Port 0

Category	Attributes
	* SATA Port 1
	* SATA Port 2
	* SATA Port 3
	* Port A
	* Port B
	* Port C
	* Port D
	* Port E
	* Demand Based Power Management
	* TPM Security
	* Internal USB Port
	* Integrated Network Card 1
	* OS Watchdog Timer
	* Turbo Boost
	* Node Interleaving
	* Processor Execute Disable
	* Processor CMP
	* Boot Mode
	* Processor C State Control
	* Processor C1-E
	* Keyboard NumLock
	– System Security
	* Intel(R) AES-NI
	* System Password
	* Setup Password
	* Password Status
	* TPM Security
	* TPM Activation
	* TPM Status
	* TPM Clear
	* Intel(R) TXT
	* Power Button
	* NMI Button
	* AC Power Recovery
	* AC Power Recovery Delay
	* User Defined Delay (60s to 240s)
	– Serial Communications
	* Attribute
	* Serial Communications
	* Serial Port Address
	* Console Redirection After Boot
	* External Serial connector

Category	Attributes
	<ul style="list-style-type: none"> * Console Redirection Failsafe Baud Rate * Serial Address Select * Redirection After Boot * Failsafe Baud Rate * Remote Terminal Type
	<ul style="list-style-type: none"> – SATA Settings <ul style="list-style-type: none"> * Embedded SATA * Port information * Model * Drive Type * Capacity
	<ul style="list-style-type: none"> – Processor Settings <ul style="list-style-type: none"> * Logical Processor * QPI Speed * Virtualization Technology * Adjacent Cache Line Prefetch * Hardware Prefetcher * DCU Streamer Prefetcher * DCU IP Prefetcher * Execute Disable * Number of Cores per Processor * Processor 64-bit Support * Processor Core Speed * Processor Bus Speed * Family-Model-Stepping * Brand * Level Number Cache * Number of Cores * Family-Model-Stepping
	<ul style="list-style-type: none"> – Memory Settings <ul style="list-style-type: none"> * System Memory Size * System Memory Type * System Memory Speed * System Memory Voltage * Video Memory * System Memory Testing * Memory Operating Mode * Node Interleaving
	<ul style="list-style-type: none"> – System Profile Settings <ul style="list-style-type: none"> * System Profile

Category	Attributes
	<ul style="list-style-type: none"> * CPU Power Management * Memory Frequency * Turbo Boost * C1E * C States * Memory Patrol Scrub * Memory Refresh Rate * Memory Operating Voltage – Miscellaneous Settings <ul style="list-style-type: none"> * Asset Tag * Keyboard NumLock * Report Keyboard Errors * F1/F2 Prompt on Error * In-System Characterization – System Information <ul style="list-style-type: none"> * System Model Name * System BIOS Version * System Service Tag * System Manufacturer * System Manufacturer Contact Information – Integrated Devices <ul style="list-style-type: none"> * User Accessible USB Ports * Internal USB Port * Integrated Network Card * OS Watchdog Timer * Embedded Video Controller * SR-IOV Global Enable – Slot Disablement <ul style="list-style-type: none"> * Slot number – Boot Settings <ul style="list-style-type: none"> * Boot Mode * Boot Sequence Retry – One-Time Boot <ul style="list-style-type: none"> * One-Time Boot Device List * BIOS Boot Sequence Device * BIOS Hard-Disk Drive Sequence Device * UEFI Boot Sequence Device
Batteries	<p>Individual Battery Elements</p> <ul style="list-style-type: none"> • Status • Probe Name

Category	Attributes
Processors Information	<ul style="list-style-type: none"> • Reading • Status • Connector Name • Processor Brand • Processor Version • Current Speed • State • Core Count
Fans Probes Information	<ul style="list-style-type: none"> • Fan Redundancy <ul style="list-style-type: none"> – Attribute – Redundancy Status • Probe List <ul style="list-style-type: none"> – Status – Probe Name – Reading – Minimum Warning Threshold – Maximum Warning Threshold – Minimum Failure Threshold – Maximum Failure Threshold
Firmware	<ul style="list-style-type: none"> • Baseboard Management Controller version • Remote Access Controller firmware version • DRAC or iDRAC version • Lifecycle Controller version • PERC Firmware version • Fiber Channel HBA Device • Dell OS Drivers Pack • System CPLD • NIC Firmware Version • Power Supply.Slot.<number> • Enterprise UEFI Diagnostics • BIOS version • Enclosure Firmware version
Front Panel Information	LCD Line 1
System Components (FRU) Information	<ul style="list-style-type: none"> • Device <ul style="list-style-type: none"> – System Planar – Remote Access Controller Version – SAS Controller Daughter Card (Storage) – Power Supply

Category	Attributes
	<ul style="list-style-type: none"> - Primary Backplane (Storage) - Memory DIMM Slots - Disk Drive Bay (BP) - Add-in Card (NDC) - Add-in Card (MEZZB) - Add-in Card (PERC1) - Add-in Card (IDSDM) - DRIVE BACKPLANE - NIC.Integrated - RAID.Integrated - NIC.Slot - RAID.Slot • Serial No. • Part No. • Revision • Manufacturer • Manufacturer Date
Intrusion Information	<ul style="list-style-type: none"> • Status • Probe Name • State
Memory	<ul style="list-style-type: none"> • Fail Over State • Redundancy Configuration • Attributes of Memory Array(s) <ul style="list-style-type: none"> - Location - Use - Installed Capacity - Maximum Capacity - Slots Available - Slots Used - ECC Type • Total of Memory Array(s) <ul style="list-style-type: none"> - Total Installed Capacity - Total Installed Capacity Available to the OS - Total Maximum Capacity • Details of Memory Array <ul style="list-style-type: none"> - Status - Connector Name - Type - Size - Device Name - Speed

Category	Attributes
Network Interfaces Information	<ul style="list-style-type: none"> – Failures • Interface Name • Vendor • Description • Connection Status • Slot • Physical Interface <ul style="list-style-type: none"> – Description – Vendor – Slot Name – Current MAC Address – Duplex – Base I/O Address – Base Memory Address – IRQ – DMA – Link Status – Connection Status – Driver Name – Driver Version – Firmware Version • Interface <ul style="list-style-type: none"> – Description – Type – Operational Status – Administrative Status – Maximum Transmission Unit – Speed Not Available • Physical Interface Receive Statistics <ul style="list-style-type: none"> – Alignment Errors – FCS Errors – Frames Too Long • Physical Interface Transmit Statistics <ul style="list-style-type: none"> – Single Collision Frames – Multiple Collision Frames – Deferred Transmits – Collisions – Late Collisions – Excessive Collisions – Carrier Sense Errors • Interface Receive Statistics <ul style="list-style-type: none"> – Bytes

Category	Attributes
	<ul style="list-style-type: none"> - Total Packets - Unicast Packets - Multicast Packets - Broadcast Packets - Discarded Packets - Error Packets • Interface Transmit Statistics <ul style="list-style-type: none"> - Bytes - Total Packets - Unicast Packets - Discarded Packets - Error Packets
Ports Information	<ul style="list-style-type: none"> • Port Type • External Name • Base I/O Addr • IRQ Lvl • Connector Type • Maximum Speed
Power Supplies	<ul style="list-style-type: none"> • MainSystemChassis Power Supplies • Power Supply Redundancy • Redundancy Status <ul style="list-style-type: none"> - Status - Location - Type - Rated Input Wattage - Maximum Output Wattage - Firmware Version - Online Status - Power Monitoring Capable
Remote Access Information	<ul style="list-style-type: none"> • Remote Access Device <ul style="list-style-type: none"> - Device Type - IPMI Version - System GUID - Number of Possible Active Sessions - Number of Current Active Sessions - Enable IPMI Over LAN - SOL Enabled - MAC Address - Enable VLAN ID - VLAN ID

Category	Attributes
	<ul style="list-style-type: none"> – Priority • IPv4 Address <ul style="list-style-type: none"> – IP Address Source – IP Address – IP Subnet – IP Gateway • IPV6 Address <ul style="list-style-type: none"> – IP Address Source – IPv6 Address 1 – Default Gateway – IPv6 Address 2 – Link Local Address – DNS Address Source – Preferred DNS Server – Alternate DNS Server • NIC Configuration <ul style="list-style-type: none"> – Channel Number – NIC Selection • Serial Port Configuration <ul style="list-style-type: none"> – Channel Number – Connection Mode Setting – Baud Rate – Flow Control – Channel Privilege Level Limit – Serial Port Configuration – Line Editing – Delete Control – Echo Control – Handshaking Control – New Line Sequence – Input New Line Sequence • Serial Over LAN Configuration <ul style="list-style-type: none"> – Channel Number – Baud Rate – Minimum privileges required – Serial Over LAN Configuration – Retry Count – Retry Interval – Character Accumulate Interval – Character Send Threshold • DRAC <ul style="list-style-type: none"> – Product

Category	Attributes
	<ul style="list-style-type: none"> - Description - Version - IP Address - IP Subnet - IP Gateway
Slots	<ul style="list-style-type: none"> • PCI Bus Hierarchy • Slot ID (Physical Location) • Adapter • Data Bus Width • PCI Device Description • PCI Type and Speed • PCI Data BusWidth • PCI Slot Length • Hot Plug Capable • Power Management Enabled
Temperature Probes Information	<p data-bbox="823 831 1090 856">Main System Temperatures</p> <ul style="list-style-type: none"> • Status • Probe Name • Reading • Minimum Warning Threshold • Maximum Warning Threshold • Minimum Failure Threshold • Maximum Failure Threshold
Voltage Probes Information	<ul style="list-style-type: none"> • Status • Probe Name • Reading • Minimum Warning Threshold • Maximum Warning Threshold • Minimum Failure Threshold • Maximum Failure Threshold
Auto Recovery	<ul style="list-style-type: none"> • Action on hung Operating System • System Reset Timer
Embedded System Management (ESM) Logs	<ul style="list-style-type: none"> • Severity • Date and Time • Description • Raw SEL data
PCI Devices	<ul style="list-style-type: none"> • Slot ID (Location) • Adapter

Category	Attributes
	<ul style="list-style-type: none"> • Data Bus Width • PCI Device Detail <ul style="list-style-type: none"> – ID – Type – Slot Length – Speed – Category – Hot Plug Capable – Voltage Supply – Shared Slot – PC Card-16 – Card Bus – Zoom Video – Modem Ring Resume – Power Management Enable (PME#) Signal – Adapter Manufacturer – Adapter Description – Adapter Data Bus Width – Adapter Speed
Network	<ul style="list-style-type: none"> • Total Number of Network Cards • NIC Info • IP Address • Vendor • Description • Connection Status • Team Interfaces
Removable Flash Media Information	<ul style="list-style-type: none"> • Internal SD Module Status <ul style="list-style-type: none"> – Status – Connector Name – State – Storage • vFlash Media Details <ul style="list-style-type: none"> – Connector Name – Type – State – Available Size – Storage Size
Hardware Performance	<ul style="list-style-type: none"> • Probe Name • Status

Category	Attributes
Power Consumption Information	<ul style="list-style-type: none"> • Cause • Power Consumption <ul style="list-style-type: none"> – Status – Probe Name <ul style="list-style-type: none"> * System Board System Level * System Board Pwr Consumption – Reading – Warning Threshold – Failure Threshold • Amperage <ul style="list-style-type: none"> – Location <ul style="list-style-type: none"> * Current – Reading • Power Headroom <ul style="list-style-type: none"> – Attribute <ul style="list-style-type: none"> * System Instantaneous Headroom * System Peak Headroom – Value • Power Tracking Statistics <ul style="list-style-type: none"> – Statistic <ul style="list-style-type: none"> * Energy Consumption * System Peak Power * System Peak Amperage – Measurement Start Time – Measurement Finish Time – Reading – Peak Time – Peak Reading • Power Inventory <ul style="list-style-type: none"> – Attribute <ul style="list-style-type: none"> * System Idle Power * System Maximum Potential Power – Value • Power Budget <ul style="list-style-type: none"> – Attribute <ul style="list-style-type: none"> * Enable Power Cap * Power Cap – Values • Power Profiles

Category	Attributes
	<ul style="list-style-type: none">- Maximum Performance- Active Power Controller- OS Control- Custom

Storage Items List

The storage items list includes the following:

- Controllers Information
- Battery
- Enclosures
- Array Disks
- Virtual Disks
- IDE Controller
- Channel
- Physical Disks (Non-RAID)
- Enclosure Details
- Tape
- SATA
- Fibre Channel HBA
- iSCSI
- PCIe-SSD Subsystem Information (New)


Table 2. : Storage Category and Attributes

Category	Attributes
Controllers Information	<ul style="list-style-type: none"> • Properties <ul style="list-style-type: none"> – ID – Name – State – Firmware Version – Minimum Required Firmware Version – Driver Version – Minimum Required Driver Version – Storport Driver Version – Number of Connectors – Rebuild Rate – BGI Rate – Check consistency Rate – Reconstruct Rate – Security Capable – Security Key Present – Alarm State – SCSI Initiator ID

Category	Attributes
	<ul style="list-style-type: none"> – Cache Memory Size – Patrol Read Mode – Patrol Read State – Patrol Read Rate – Patrol Read Iterations – Abort Check Consistency on Error – Allow Revertible Hot Spare and Replace Member – Load Balance – Auto Replace Member on Predictive Failure – CacheCade Capable – Encryption Capable – Encryption Key Present – Encryption Mode – Cluster Mode – Persistent Hot Spare – Connector Type – Termination – SCSI Rate – SCSI Initiator ID – Spin Down Unconfigured Drives – Spin Down Hot Spares – Spin Down Configured Drives – Automatic Disk Power Saving (Idle C) – T10 Protection Information Capable (New)
Battery	<ul style="list-style-type: none"> • Status • Name • State • Recharge Count • Max Recharge Count • Predicted Capacity Status • Learn State • Next Learn Time • Maximum Learn Delay • Learn Mode
Enclosure	<ul style="list-style-type: none"> • ID • Status • Name • State • Connector • Target ID • Configuration • Firmware Version • Service Tag

Category	Attributes
Array Disks	<ul style="list-style-type: none"> • Express Service Code • Asset Tag • Asset Name • Backplane Part Number • Split Bus Part Number • Enclosure Part Number • SAS Address • SCSI Rate • Enclosure Alarm • Status • Connector (New) • Power Status • Name • State • Failure Predicted • Certified • Encryption Capable • Secured • Progress • Bus Protocol • Media • Part of Cache Pool • Device Life Remaining • Driver Version • Model Number • T10 PI Capable (New) • Encrypted (New) • Mirror Set ID • Capacity • Used RAID Disk Space • Available RAID Disk Space • Hot Spare • Vendor ID • Product ID • Revision • Serial No. • Part Number • Negotiated Speed • Capable Speed • Device Write Cache • Manufacture Day • Manufacture Week • Manufacture Year

Category	Attributes
Virtual Disks	<ul style="list-style-type: none"> • SAS Address • Status • Name • State • Encrypted (New) • Progress • Layout • Size • T10 Protection Information Status(New) • Associated Fluid Cache State (New) • Device Name • Bus Protocol • Media • Read Policy • Write Policy • Stripe Element Size • Disk Cache Policy
IDE Controller	<ul style="list-style-type: none"> • Name • Status • Firmware Version • Device Descriptor • Description • Device location • Parent location • Manufacturer • Serial No. • Model Number • Asset Tag • Channels • CD/DVD/Floppy Drive Name • CD/DVD/Floppy Drive Firmware • CD/DVD/Floppy Drive Location on PCI Bus
Channel	<ul style="list-style-type: none"> • Status • Name • State • Connector Type • Termination • SCSI Rate
Physical Disks (Non-RAID)	<ul style="list-style-type: none"> • Status • Disk Channel • SCSI ID

Category	Attributes
Enclosure Details	<ul style="list-style-type: none"> • LUN • Drive Vendor/Product ID • Drive Firmware Rev • Drive Signature • Enclosure Management Modules: <ul style="list-style-type: none"> – Status – Name – State – Part Number – Firmware Version – SCSI Rate • Fans: <ul style="list-style-type: none"> – Name – State – Part Number – Status – Speed • Power Supplies: <ul style="list-style-type: none"> – Name – State – Part Number • Temperature: <ul style="list-style-type: none"> – Status – Name – State – Reading – Minimum/Maximum Warning Threshold – Minimum/Maximum Critical Threshold
Tape	<ul style="list-style-type: none"> • Name • Status • Firmware • Device Descriptor • Device Location • Parent Location • Manufacturer • Serial Number • Model Number  NOTE: Other tape device specific information such as whether clean is required, power on hours etc.
SATA	<ul style="list-style-type: none"> • Controller Status

Category	Attributes
Fibre Channel HBA	<ul style="list-style-type: none"> • Firmware • Device Location • Parent Location • Manufacturer • Channels • SATA Disk State • SATA Disk Capacity • SATA Disk Vendor ID • SATA Disk Product ID
iSCSI	<ul style="list-style-type: none"> • HBA name • HBA model • Firmware • Driver • Type • Vendor • HBA port <ul style="list-style-type: none"> • Initiator info • Targets list • Session <ul style="list-style-type: none"> – Session ID – Initiator Node Name – Target Node Name – Target Name – ISID – TSID – Connection Count • Connections <ul style="list-style-type: none"> – Connection ID – Initiator Portal – Target Portal – CID • Devices <ul style="list-style-type: none"> – Device Type – Device Number – Partition Number – Friendly Name – Device Description – Reported Mappings – Location – Initiator Name

Category	Attributes
PCIe-SSD Subsystem Information	<ul style="list-style-type: none"> <li data-bbox="863 258 1129 283">– Device Interface Name <li data-bbox="863 294 1062 319">– Device Instance <li data-bbox="826 342 938 367">• Portals <ul style="list-style-type: none"> <li data-bbox="863 390 1166 415">– Portal Address and Socket <li data-bbox="863 426 1054 451">– Symbolic Name <li data-bbox="863 462 1031 487">– Port Number <li data-bbox="826 531 1034 556">• Properties (New) <ul style="list-style-type: none"> <li data-bbox="863 579 991 604">– ID (New) <li data-bbox="863 615 1031 640">– Name (New) <li data-bbox="863 651 1023 676">– State (New) <li data-bbox="863 686 1174 711">– Number of Extenders (New) <li data-bbox="826 722 1129 747">• PCIe-SSD Extenders (New) <ul style="list-style-type: none"> <li data-bbox="863 770 1031 795">– Status (New) <li data-bbox="863 806 1031 831">– Name (New) <li data-bbox="863 842 1023 867">– State (New) <li data-bbox="826 877 1038 903">• Enclosures (New) <ul style="list-style-type: none"> <li data-bbox="863 926 1031 951">– Status (New) <li data-bbox="863 961 1031 987">– Name (New) <li data-bbox="863 997 1023 1022">– State (New) <li data-bbox="863 1033 1158 1058">– PCIe-SSD Extender (New) <li data-bbox="863 1068 1142 1094">– Firmware Version (New) <li data-bbox="863 1104 1086 1129">– Asset Name (New) <li data-bbox="863 1140 1197 1165">– Enclosure Part Number (New)

Software Items List

The software items list includes the following:

- OS Summary
- Internet Explorer
- Uptime Logs
- Resources
 - DMA
 - IRQ
 - Memory Allocations
 - IO Ranges
- Components
 - Display Information
 - Startup List
 - USB
 - Problem Devices
 - Network Adapter Information
 - Storage Information
- Environment
 - Environment Variables
 - Drivers
 - Processes
 - Installed Items
 - Service Information
 - Modules
 - Boot/Page Info
 - Registry Items
 - Kernel Dump
- Logs
 - Application Log
 - System Log
 - Dr. Watson
- Modem
- Operating System Startup Items
- OpenManage Components

Table 3. : Software Category and Attributes

Category	Attributes
OS Summary	<ul style="list-style-type: none"> • OS Name • Version • Other OS Description • OS Manufacturer • Activation Status • System Name • System Manufacturer • System Model • System Type • Processor • BIOS Version Date • SMBIOS Version • Windows Directory • System Directory • Boot Device • Locale • Hardware Abstraction Layer • User Name • Time Zone • OS Install Date • Total Physical Memory • Available Physical Memory • Total Virtual Memory • Available Virtual Memory • Page File Space • Page File
Internet Explorer	<ul style="list-style-type: none"> • Name • MkEnabled • Build • Version • Windows Version • IntegratedBrowser • AutoHide • Security Risk Page • Extensions Off Page • Default_Page_URL • Default_Search_URL • Search Page • Enable_Disk_Cache • Cache_Percent_of_Disk • Delete_Temp_Files_On_Exit • Local Page

Category	Attributes
	<ul style="list-style-type: none"> • Anchor_Visitation_Horizon • Use_Async_DNS • Placeholder_Width • Placeholder_Height • Default_Secondary_Page_URL • Start Page • Company Name • Custom_Key • Wizard_Version • FullScreen
Uptime Log	<ul style="list-style-type: none"> • Current System Uptime • Total Availability Percentage • Total Up Time • Total Down Time • Total Reboots • Total Blue Screens
Resources	<ul style="list-style-type: none"> • DMA <ul style="list-style-type: none"> – Channel – Device – Status • IRQ <ul style="list-style-type: none"> – IRQ – Device • Memory Allocations <ul style="list-style-type: none"> – Range – Device – Status • IO Ranges <ul style="list-style-type: none"> – Address_Range – Device – Status
Component	<ul style="list-style-type: none"> • Display Information <ul style="list-style-type: none"> – Program – PNP Device ID – Adapter Type – Adapter Description – Adapter RAM – Installed Drivers – Driver Version

Category	Attributes
	<ul style="list-style-type: none"> - INF File - Color Planes - Color Table Entries - Resolution - Bits/Pixel • Startup List <ul style="list-style-type: none"> - Program - Command - User Name - Location • USB <ul style="list-style-type: none"> - Name - PnP Device ID • Problem Devices <ul style="list-style-type: none"> - Device - Error Code • Network Adapter Information <ul style="list-style-type: none"> - Product Type - Installed - Last Reset - Index - DHCP Enabled - IP Enabled - PNP Device ID - Service Name - Adapter Type - MAC Address - DNS Server IP - DNS Domain - Driver Path - DHCP Server - DHCP Lease Expires - DHCP Lease Obtained - IP Address - IP Subnet - Default IP Gateway - Connectionless Service - Guarantees Delivery - Guarantees Sequencing - Minimum Address Size - Maximum Address Size

Category	Attributes
	<ul style="list-style-type: none"> - Maximum Message Size - Maximum Message Size - Message Oriented - Pseudo Stream Oriented - Supports Broadcasting - Supports Connect Data - Supports Disconnect Data - Supports Encryption - Supports ExpeditedData - Supports Graceful Closing - Supports Guaranteed Bandwidth - Supports Multicasting • Storage Information <ul style="list-style-type: none"> - Description - Compressed - File System - Size - Free Space - Volume Name - Volume Serial Number - Manufacturer - Provider Name Model - Bytes Per Sector - Media Loaded - Media Type - Partitions - SCSI Bus - SCSI Logical Unit - SCSI Port - SCSI TargetID - Sectors Per Track - Total Cylinders - Total Sectors - Total Tracks - Tracks Per Cylinder - PartitionDiskIndex - Partition - Partition Size - Partition Start - Bootable Partition - Partition Type
Environment	<ul style="list-style-type: none"> • Environment Variables <ul style="list-style-type: none"> - Variable

Category	Attributes
	<ul style="list-style-type: none"> - Variable Value - User Name - System Variable • Drivers <ul style="list-style-type: none"> - Internal Name - Description - File - Version - Type - Start - Status - Name - Company • Processes <ul style="list-style-type: none"> - Name - ID - Mem Usage - VM Size - Paged Pool - NP Pool - Page Faults - CPU Time - Priority - Threads - Handles - Started - Path - GDI Objects - User Objects - IO Reads - IO Writes - IO Other - Read bytes - Write bytes - Other bytes • Installed Items <ul style="list-style-type: none"> - Name - Version - InstallLocation - InstallSource - Install date - Publisher - URL Info About • Service Information

Category	Attributes
	<ul style="list-style-type: none"> - Display Name - Service Name - State - Start Mode - Service Type - Service Path - Error Control - Start Name • Modules <ul style="list-style-type: none"> - Internal Name - Version - Size - File Date Time - Manufacturer - Source Path • Boot/Page Info <ul style="list-style-type: none"> - Boot.ini Settings Pagefile <ul style="list-style-type: none"> * Path * Initial Size * Current Size * Max Size * Max Total Size • Registry Items <ul style="list-style-type: none"> - HKLM\SOFTWARE\Dell - HKLM\Software\Dell Computer Corporation - HKLM\Software\American Megatrends Inc. - HKLM\Software\Adaptec - HKLM\Software\ComputerAssociates - HKLM\SYSTEM\CurrentControlSet\Services\ql2200 - HKLM\SYSTEM\CurrentControlSet\Services\ql2200\Parameters - HKLM\SYSTEM\CurrentControlSet\Services\ql2x00_override\Parameters - HKLM\SYSTEM\CurrentControlSet\Services\qldirect\Parameters - HKLM\SYSTEM\CurrentControlSet\Services\qldirect_override\Parameters - HKLM\SYSTEM\CurrentControlSet\Services\SNMP\Parameters\ExtensionAgents - HKLM\Cluster - HKLM\SYSTEM\CurrentControlSet\Control\Class - HKLM\SYSTEM\CurrentControlSet\Services - HKLM\SOFTWARE\Storage Consolidation • Kernel Dump

Category	Attributes
Logs	<ul style="list-style-type: none"> - Dump Location - Minidump Location • Applications Log <ul style="list-style-type: none"> - Status - Type - Source - DateTime - Event ID - Message or Comment • System Log <ul style="list-style-type: none"> - Status - Type - Source - DateTime - Event ID - Message or Comment • Dr. Watson Log <ul style="list-style-type: none"> - Dump settings - Dump file location
Modem	Manufacturer
Operating System Startup Items	<ul style="list-style-type: none"> • Program • Command • Location • EXE/Registry Path • User Name
OpenManage Components	<ul style="list-style-type: none"> • OpenManage Suite Version • Name • Version

Log Files List

The log files list includes the following:

- Logs Gathered by Script/Tools
- OpenManage Server Administrator Configurations
- RAC3/4 Logs
- 23 IT Assitant 7/MSDE Configurations
- EMC PowerPath
- Netstat
- StorageC
- Windows Clustering
- Windows (Only for Windows 2008)
- Logs Gathered With Log.ini

Table 4. : Logs Category and List

Category	List
Logs Gathered by Script/Tools	<ul style="list-style-type: none"> • Netstat -e & netstat -r • Adaptec Controller Logs (from firmware) • LSI Controller Logs (from firmware)
OpenManage Server Administrator Configurations	<ul style="list-style-type: none"> • Alert Action • Alert Log • Cmdlog • Events • PE destinations • Platformentevents • SNMP Envents • PDK inventory.xml
RAC3/4 Logs	<ul style="list-style-type: none"> • RACADM getsysinfo • RACADM getraclog • RACADM gettraceolog
23 IT Assitant 7/MSDE Configurations	<ul style="list-style-type: none"> • DCDBMNG Agent • DCDBMNG Applog • DCDBMNG Device • DCDBMNG DeviceGroup • DCDBMNG DeviceGroupHierarchy • DCDBMNG DiscoveryConfiguration

Category	List
EMC PowerPath	<ul style="list-style-type: none"> • DCDBMNG EventFilter • DCDBMNG EventFilterActionAssociation • DCDBMNG EventFilterCategoryAssociation • DCDBMNG EventFilterSourceAssociation • DCDBMNG EventStoredAction • DCDBMNG EventManager • DCDBMNG GlobalConfigurationView
Netstat	netstatinfo
StorageC	<ul style="list-style-type: none"> • STORAGEEC stat • STORAGEEC showdl
Windows Clustering	<ul style="list-style-type: none"> • CLUSTER . res • CLUSTER . res /priv • CLUSTER . netint • CLUSTER . /quorum
Windows (Only for Windows 2008)	<ul style="list-style-type: none"> • Event Logs <ul style="list-style-type: none"> – ADSIDebug – Application – BitsclientAnalytic – BitsClientOperational – CAPI2Operational – CFRClientOperational – CFIServerOperational – CodeIntegrityOperational – CodeIntegrityVerbose – COMAnalytic – CredentialRoaminOperational – DateTimeControlPanelAnalytic – DateTimeControlPanelOperation – DCLocatorDebug – DiagnosisPLADebug – DiagnosticNetworkingDebug – DiagnosticNetworkingOperational – DPSAnalytic – DPSDebug

Category	List
	- DPSOperational
	- DriverframeworksUserModeOperational
	- DxxkrnlDiagnostic
	- EFSDebug EndpointMapper
	- EventCollectorDebug
	- EventCollectorOperational
	- EventLogAnalytic
	- EventLogDebug
	- EventLogForwardpluginDebug
	- EventLogWMIPProviderDebug
	- FileInfoMinifilterOperational
	- FirewallCPLDiagnostic
	- ForwardedEvents
	- ForwardingOperational
	- FunctionDiscoveryHostTracing
	- GroupPolicyOperational
	- HardwareEvents
	- HelpOperational
	- HttpServiceTrace
	- InternationalOperational
	- InternetExplorer
	- IPECSRVDiagnostic
	- KernelAcpiDiagnostic
	- KernelBootDiagnosticsDiagnostic
	- KernelPnDiagnostic
	- KernelPowerDiagnostic
	- KernelPrefetchDiagnostic
	- KernelProcessAnalytic
	- KernelProcessorPowerDiagnostic
	- KernelRegistryAnalytic
	- KernelWDIAAnalytic
	- KernelWDIDebug
	- KernelWDIOperational
	- KernelWHEA
	- KeyManagementService
	- LanguagePackAnalytic
	- LanguagePackSetupDebug
	- LDAPClientDebug
	- MPSCLNDiagnostic
	- MPSDRVDiagnostic
	- MPSSRVDiagnostic
	- MSDTDebug
	- MSDTOperational
	- MUIOperational

Category	List
	<ul style="list-style-type: none"> - NetworkAccessProtectionOperational - Offlinefilesanalytic - OfflineFilesDebug - OfflineFilesOperational - OfflineFilesSyncLog - PerfHostAnalytic - PLAOperational - PowerCFGDiagnostic - PowerCPLDiagnostic - PrintSpoolerAuxAnalytic - PrintSpoolerCoreAnalytic - PrintSpoolerCoreDebug - QoSpacerDebug - ReliabilityAnalysisComponentmetrics - RPCDebug - RPCEInfo - Security - SenseDebug - SecurWUSADebug - ServerManagerAnalytic - ServerManagerOperational - ServiceReportingApiDebug - ServicesDiagnostic - Setup ShellAuthUIDiagnostic - ShellAuthUIShutdownDiagnostic - ShellDefaultprogramsDiagnostic - Shellshwebsvc - System TaskSchedulerDebug - TaskSchedulerDiagnostic - TerminalDevicesPnDevicesAdmin - TerminalDevicesPnDevicesAnalytic - UACDiagnostic - WinlogonOperational - WinRMAAnalytic - WMIActivityTrace - WUSADebug

Logs Gathered With Log.ini

- General Windows Logs
 - %SYSTEMROOT%\ntbtlog.txt
 - %SYSTEMROOT%\setupapi.log
 - %SYSTEMROOT%\setuperr.log
 - %SYSTEMROOT%\setuplog.txt
- OMSA Configuration File
 - %DengPath%\ini*.ini

Category	List
	<ul style="list-style-type: none"> – %DisneyPath%\ini*.ini – %DisneyPath%\log*.* – %OMAPath%\ini*.ini – %SystemRoot%\dc*.log
	<ul style="list-style-type: none"> • OpenManage 3.x Installation Logs <ul style="list-style-type: none"> – %SystemDrive%\temp\ominstal.log – %SystemDrive%\temp\OMPROG – %SystemDrive%\temp\omstatus.log – %SystemDrive%\temp\DOMSA_SETUP.LOG – %SystemDrive%\temp\DOMSA_UNINSTALL.LOG – %SystemRoot%\ominstal.db – %SystemRoot%*.oil – %SystemDrive%\temp\dengininst.log – %SystemDrive%\temp\isvcinst.log – %SystemDrive%\temp\omclean.log – %SystemDrive%\temp\rac3.log • Dell Update Package Logs — %SystemDrive%\Dell\UpdatePackage\log\support*.* • OpenManage Remote Install Logs <ul style="list-style-type: none"> – %SystemDrive%\dell\openmanage\netstart\oem\jboss\log\server.log – %SystemDrive%\dell\openmanage\netstart\KickStart\KSDebug.txt – %SystemDrive%\dell\openmanage\netstart\ddhcp\ddhcp.log – %SystemDrive%\dell\openmanage\netstart\ddhcp\DDHCP.cfg – %SystemDrive%\dell\openmanage\netstart\StaticIP.txt – %OMmainPath%\ns\log\nsapi.log • OpenManage 4.x Installation Logs <ul style="list-style-type: none"> – %OMIpath%\MgmtST*.log – %OMIpath%\SysMgmt*.log – %OMIpath%*prereq*.* – %OMIpath%\msdeinstall.log • Dell Server Assistant CD Logs <ul style="list-style-type: none"> – %SystemDrive%\summary.htm – %SystemDrive%\unattend.txt – %SystemDrive%\txtsetup.oem – %SystemDrive%\Replication*.xml • Array Manager Logs <ul style="list-style-type: none"> – %AMpath%\VxSvc.log – %AMpath%\VxsvcAlert.Log • Online Diagnostics Logs

Category	List
	<ul style="list-style-type: none"> - %SystemDrive%\dell\diagnostics\log*.xml - %SystemDrive%\dell\diagnostics\log*.log
	<ul style="list-style-type: none"> • IT Assistant Configuration and Logs <ul style="list-style-type: none"> - %ITasstPath%\configuration\dconfig.ini - %SystemDrive%\msde_*.log - %SystemDrive%*.dcnetmon - %SystemDrive%*.dcappserver - %SystemRoot%\SQLHotFix*.* - %OMIpath%\Netfx.log - %OMIpath%\jsredistMSI.log - %OMIpath%\jsredistSetup.log - %SystemDrive%\temp\ITALog - %SystemDrive%\inetpub\mailroot\Queue*.* - %SystemDrive%\inetpub\mailroot\Drop*.* - %SystemDrive%\inetpub\mailroot\Pickup*.* - %DSETPath%\bin\ita\SQLtables*.txt - %ITasstPath%\bin*.exception - %SystemDrive%\temp\ITA*.* - %ITasstPath%\ITA_discovery_details.txt - %SystemDrive%*.connectionservice
	<ul style="list-style-type: none"> • Windows Cluster Logs <ul style="list-style-type: none"> - %SYSTEMROOT%\cluster*.log - %systemroot%\System32\Logfiles\Cluster\CICfgSrv.log - %systemroot%\Cluster\ChkDsk*.*
	<ul style="list-style-type: none"> • Dell System Update Utility Logs — %SystemDrive%\dell\suu\log\support*.*
	<ul style="list-style-type: none"> • NIC Teaming Configuration <ul style="list-style-type: none"> - Intel - Broadcom Teaming Config
	<ul style="list-style-type: none"> • NAS <ul style="list-style-type: none"> - %systemroot%\system32*vds*.log - %systemroot%\system32\Storagemgmt_san.log - %systemroot%\system32\Storagemgmt.log - %systemroot%\DSIW.log
	<ul style="list-style-type: none"> • EMC <ul style="list-style-type: none"> - %systemdrive%\programfiles\emc\symapi\log\EMCVDSHardwareProvider.log - %systemdrive%\programfiles\emc\symapi\log\Hwprov.log - %systemdrive%\programfiles\emc\symapi\log\symapi*.log
	<ul style="list-style-type: none"> • MD1000 — SES log in MD1000 EMM