


Dell Systems Management - OpenManage Software Support Matrix

Version 8.1

Notes, cautions, and warnings

 **NOTE:** A NOTE indicates important information that helps you make better use of your computer.

 **CAUTION:** A CAUTION indicates either potential damage to hardware or loss of data and tells you how to avoid the problem.

 **WARNING:** A WARNING indicates a potential for property damage, personal injury, or death.

Chapter 1: Introduction.....	5
What is new in this release.....	5
Structure of this guide.....	5
Accessing documents from Dell Support Site.....	5
Where can I find the Server Administrator one-to-one agent.....	6
Supported GUI languages.....	6
Documentation conventions for Dell systems.....	7
Chapter 2: In-band server management and monitoring.....	8
Supported Dell OpenManage Systems Management Software.....	8
Supported Dell OpenManage Systems Management Software on Windows Operating Systems.....	8
Supported Dell OpenManage Systems Management Software on Linux Operating Systems.....	15
Supported Dell OpenManage Systems Management Software On Virtualization Operating Systems.....	18
Dell OpenManage Server Administrator v8.1.....	21
Supported Microsoft Windows Operating Systems for Server Administrator and Server Administrator Web Server.....	21
Supported Linux Operating Systems for Server Administrator and Server Administrator Web Server.....	22
Supported Virtualization Operating Systems for Server Administrator and Server Administrator Web Server.....	22
Supported Operating Systems for Server Administrator Web Server on your Managed System (Servers).....	23
Supported Dell OpenManage Systems Management Consoles.....	23
Dell OpenManage Essentials v2.0.1.....	23
Dell OpenManage Mobile.....	23
Dell OpenManage Power Center v3.0.....	24
Supported web browsers for In-band management and monitoring.....	24
Chapter 3: Out-of-band server management and monitoring.....	26
Supported Integrated Dell Remote Access Controllers and solutions.....	26
iDRAC Service Module 2.1.....	27
Supported Remote Access Controllers and Solutions for Blade Servers.....	27
Supported Remote Access Controllers and Solutions for Rack and Tower Servers.....	28
Lifecycle Controller — Supported Dell Systems and Operating Systems.....	31
Supported Dell Systems and Windows Operating Systems for Lifecycle Controller v2.10.10.10	31
Supported Dell Systems and Linux Operating Systems for Lifecycle Controller v2.10.10.10	31
Supported Dell Systems and Virtualization Operating Systems for Lifecycle Controller v2.10.10.10	31
Supported web browsers for Out-of-band management and monitoring.....	32
Chapter 4: Supported Dell OpenManage Change Management Software.....	33
Supported Change Management Software on Microsoft Windows Operating Systems.....	33
Supported Change Management Software on Linux Operating Systems.....	37
Supported Change Management Software on Virtualization Operating Systems.....	41

Chapter 5: Dell OpenManage Systems Management tools for in-band and out-of-band access.... 45

Supported Microsoft Windows Pre-installation Environment for Deployment Toolkit v5.1.....45
DRAC tools that include RACADM, VMCLI, and iVMCLI.....45
 Supported Microsoft Windows Operating Systems for the RACADM Utility.....45
 Supported Linux Operating Systems for the RACADM Utility.....46
 Supported Virtualization Operating Systems For The RACADM Utility.....46
 Supported Microsoft Windows Operating Systems for VMCLI and iVMCLI.....47
 Supported Linux Operating Systems for the VMCLI and iVMCLI.....47
Supported Microsoft Windows Operating Systems for IPMITool In-Band.....48
Supported Linux Operating Systems for IPMITool In-Band.....48
Supported Microsoft Windows Operating Systems for IPMITool Out-of-Band.....49
Supported Linux Operating Systems for IPMITool Out-of-Band.....49
Supported Microsoft Windows Operating Systems for IPMITool BMU.....50
Supported Linux Operating Systems for IPMITool BMU.....50
Supported Virtualization Operating Systems for IPMITool BMU.....51

Chapter 6: Network Interface Controllers and Supported Operating Systems..... 52

Chapter 7: RAID Controller Supported Servers, Operating Systems, Firmware, and Driver

Versions..... 53
Linux Driver Included in RPM*54
PERC 6/i Adapter, Integrated, and Modular.....54
PERC 6/E Adapter.....54
SAS 6/iR Integrated and Adapter.....55
SAS 6/int Modular.....55
SAS 6 Gbps HBA.....55
LSI Logic 1020/1030 Ultra320 SCSI Adapter.....56
PERC H700 Adapter, Integrated, and Modular.....56
PERC H800 Adapter.....56
PERC H830 Adapter, Mini Monolithic.....57
PERC H200 Adapter, Integrated, and Modular.....57
PERC H310 Adapter, Mini Blade, and Mini Monolithic.....58
PERC H330 Adapter, Mini Monolithic, Embedded.....58
PERC H710 Adapter, Mini Blade, and Mini Monolithic.....58
PERC H710P Adapter, Mini Blade, and Mini Monolithic.....59
PERC H730 Adapter.....59
PERC H730P Adapter.....59
PERC H810 Adapter.....60
PERC S100.....60
PERC S110.....60
PERC S300.....61
Dell PowerEdge PCIe Express Flash SSD.....61
SAS 12Gbps HBA.....61
Internal Tape Adapter.....62

Introduction

The Dell Systems Management Software Support Matrix helps identify Dell OpenManage software and other Dell components supported on Dell PowerEdge/PowerVault systems, browsers, and operating systems.

This guide is intended for system administrators and technicians. The guide provides information about the available Dell systems, the operating systems supported by these systems, and the Dell OpenManage components that can be installed on these systems.

Topics:

- [What is new in this release](#)
- [Structure of this guide](#)
- [Accessing documents from Dell Support Site](#)
- [Where can I find the Server Administrator one-to-one agent](#)
- [Supported GUI languages](#)
- [Documentation conventions for Dell systems](#)

What is new in this release

This release adds support for the following:

- **New operating systems:**
 - Red Hat Enterprise Linux 7.0
 - SUSE Linux Enterprise Server 12
 - VMware ESXi 5.5 U2
 - VMware ESXi 6.0
 - Citrix XenServer 6.5*
- CMC 5.0
- Support for using single iDRAC firmware across Dell's 12th and 13th generation PowerEdge servers
- OpenManage Essentials v2.0.1
- OpenManage PowerCenter v3.0
- OpenManage Mobile v1.2 for Android and OpenManage Mobile v1.0 for iOS
- iDRAC Service Module 2.1
- The Systems Management Tools and Documentation (SMTD) Media would provide guidance on the OpenManage Products/tools.

* — Citrix XenServer 6.5 is not supported on OpenManage Storage Server.

Structure of this guide

Dell OpenManage solutions and tools allow customers to quickly respond to problems by helping them to manage Dell servers effectively and efficiently; in physical, virtual, local, and remote environments, operating in-band and out-of-band (agent-free).

This guide is organized on the basis of in-band and out-of-band management and monitoring.

Accessing documents from Dell Support Site

You can access the required documents in one of the following ways:

- Using the following links:
 - For all Enterprise Systems Management documents — dell.com/softwaresecuritymanuals

- For OpenManage documents — dell.com/openmanagemanuals
- For Remote Enterprise Systems Management documents — dell.com/esmanuals
- For OpenManage Connections Enterprise Systems Management documents — dell.com/OMConnectionsEnterpriseSystemsManagement
- For Serviceability Tools documents — dell.com/serviceabilitytools
- For Client Systems Management documents — dell.com/clientsystemsmangement
- For OpenManage Connections Client Systems Management documents — dell.com/dellclientcommandsuitemanuals
- From the Dell Support site:
 1. Go to dell.com/support/home.
 2. Under **Select a product** section, click **Software & Security**.
 3. In the **Software & Security** group box, click the required link from the following:
 - **Enterprise Systems Management**
 - **Remote Enterprise Systems Management**
 - **Serviceability Tools**
 - **Client Systems Management**
 - **Connections Client Systems Management**
 4. To view a document, click the required product version.
- Using search engines:
 - Type the name and version of the document in the search box.

Where can I find the Server Administrator one-to-one agent

Supported versions of Server Administrator are available at dell.com/support and also on the *Dell Systems Management Tools and Documentation* DVD.

Supported GUI languages

Dell OpenManage is localized to French, German, Spanish, Simplified Chinese, and Japanese languages.

The following table lists the languages of the Dell OpenManage GUI against the operating system languages. Dell OpenManage supports only the languages listed in the following table.

Table 1. Supported Dell OpenManage GUI Languages

Dell OpenManage GUI Languages	English Operating System	French Operating System	German Operating System	Spanish Operating System	Simplified Chinese Operating System	Japanese Operating System	Korean Operating System	Traditional Chinese Operating System
English	X						X	X
French		X						
German			X					
Spanish				X				
Simplified Chinese					X			
Japanese						X		
Korean								
Traditional Chinese								

Documentation conventions for Dell systems

The following table lists the documentation conventions followed for Dell systems.

Table 2. Documentation Conventions for Dell Systems

10 th generation of PowerEdge servers	11 th generation of PowerEdge servers	12 th generation of PowerEdge servers	13 th generation of PowerEdge servers
M600	M610	R220	R430
M605	M610x	R320	R530
M805	M710	R420	R630
M905	M710HD	R520	R730
R200	M910	R620	R730 XD
R300	M915	R720	M630
R805	R210	R720XD	FC630
R900	R210 II	R820	M830
R905	R310	R920	FC430
T100	R410	M420	T430
T105	R415	M520	T630
T300	R510	M620	C4130
T605	R515	M820	R7910
	R610	T320	FC830
	R710	T420	
	R715	T620	
	R810		
	R815		
	R910		
	T110		
	T110 II		
	T310		
	T410		
	T610		
	T710		
	PowerVault DL2200		
	PowerVault DX6000		
	PowerVault NX200		
	PowerVault NX300		
	PowerVault NX3000		
	PowerVault NX3100		

In-band server management and monitoring

In-band server management is the process of managing and monitoring servers using operating system tools, and other inbuilt tools, using Dell OpenManage Server Administrator.

Topics:

- [Supported Dell OpenManage Systems Management Software](#)
- [Dell OpenManage Server Administrator v8.1](#)
- [Supported Operating Systems for Server Administrator Web Server on your Managed System \(Servers\)](#)
- [Supported Dell OpenManage Systems Management Consoles](#)
- [Supported web browsers for In-band management and monitoring](#)

Supported Dell OpenManage Systems Management Software

Dell OpenManage systems management software is a suite of applications for Dell systems. This software allows you to manage your system with proactive monitoring, notification, and remote access.

Dell OpenManage systems management software consists of Dell OpenManage Server Administrator.

Dell OpenManage Server Administrator (Server Administrator) is a comprehensive, one-to-one systems management solution, designed for system administrators to manage systems locally and remotely on a network.

Server Administrator comprises the following services:

- Server Administrator Web Server
- Server Instrumentation
- Remote Enablement
- Remote Access Controller
- Storage Management

For more information, see the *Dell OpenManage Server Administrator User's Guide* available at dell.com/support/manuals.

Supported Dell OpenManage Systems Management Software on Windows Operating Systems

The following table lists the supported Dell OpenManage 8.1 installation and systems management software on systems running supported Microsoft Windows operating systems.

An **X** in the intersection of the operating system and the Dell system columns indicates that Server Administrator is supported on that operating system for the corresponding system.

An asterisk (*) in the intersection of the operating system and the Dell system columns indicates operating system support for Dell systems that do not support Dell OpenManage software.

Legend for reference:

- MS-WS — Microsoft Windows Server
- MS-WSBS — Microsoft Windows Small Business Server
- MS-WSS — Microsoft Windows Storage Server
- MS-W-Vista — Microsoft Windows Vista
- MS-W-XP — Microsoft Windows XP
- MS-W 7.0 — Microsoft Windows 7.0
- MS-W 8.1 — Microsoft Windows 8.1
- F — Foundation Edition

- B — Basic
- Exp — Express
- WG — Workgroup
- Ess — Essentials Edition
- Std — Standard Edition
- Ent — Enterprise Edition
- DC — DataCenter Edition
- W — Web Edition

Table 3. Supported Dell OpenManage 8.1 Systems Management Software on Systems Running Microsoft Windows Operating Systems

Dell System	MS-WS 2003 (32-bit and 64-bit)	MS-WS 2008 R2 x64 and SP1				MS-WS 2008 x86 and x64 SP2	MS-WSBS 2011		MS-WSS 2008 SP2				MS-WS 2012		MS-WS 2012 R2				MS-W 7	MS-W 8.1
	W, Std, Ess, DC	F, Std, Ent	DC	W	F, Std, Ent, and DC	Ess	Std, Premium Add-on	B	Std	Ent	WG	Std	Ess	F	Ess	Std	DC	32-bit and 64-bit		
M600	X	X		X	X							X				X	X			
M605	X	X		X	X							X				X	X			
M805	X	X	X	X	X							X				X	X			
M905	X	X		X	X							X				X	X			
R200	X	X	X		X		X					X		X		X				
R300	X	X	X		X		X					X				X				
R805	X	X		X	X		X	X				X								
R900	X	X		X	X		X					X				X	X			
R905	X	X		X	X		X					X								
T100	*	*			*		*							X		X				
T105	*	*			*		*									X				
T300	X	X			X		X					X				X				

Table 3. Supported Dell OpenManage 8.1 Systems Management Software on Systems Running Microsoft Windows Operating Systems (continued)

Dell System	MS-WS 2003 (32-bit and 64-bit)	MS-WS 2008 R2 x64 and SP1				MS-WS 2008 x86 and x64 SP2	MS-WSBS 2011		MS-WSS 2008 SP2				MS-WS 2012		MS-WS 2012 R2				MS-W 7	MS-W 8.1
	W, Std, Ess, DC	F, Std, Ent	DC	W	F, Std, Ent, and DC	Ess	Std, Premium Add-on	B	Std	Ent	WG	Std	Ess	F	Es s	St d	DC	32-bit and 64-bit		
T605	X	X			X		X					X				X				
M610	X	X		X	X							X				X	X			
M610x	X	X	X	X	X							X				X	X			
M710	X	X		X	X							X				X	X			
M710HD	X	X		X	X							X				X	X			
M910	X	X	X	X	X							X				X	X			
M915																				
R210	X	X	X		X	X	X					X		X		X				
R210 II	X	X	X		X		X					X	X	X	X	X				
R310	X	X	X		X	X	X					X	X		X	X				
R410	X	X	X	X	X		X					X				X	X			
R415	X	X	X	X	X		X					X				X	X			
R510	X	X		X	X		X					X				X	X			
R515	X	X	X	X	X		X					X				X	X			
R610	X	X	X	X	X		X					X				X	X			

Table 3. Supported Dell OpenManage 8.1 Systems Management Software on Systems Running Microsoft Windows Operating Systems (continued)

Dell System	MS-WS 2003 (32-bit and 64-bit)	MS-WS 2008 R2 x64 and SP1				MS-WS 2008 x86 and x64 SP2	MS-WSBS 2011		MS-WSS 2008 SP2				MS-WS 2012		MS-WS 2012 R2				MS-W 7	MS-W 8.1
	W, Std, Ess, DC	F, Std, Ent	DC	W	F, Std, Ent, and DC	Ess	Std, Premium Add-on	B	Std	Ent	WG	Std	Ess	F	Es	Std	DC	32-bit and 64-bit		
R710	X	X	X	X	X	X	X	X	X			X				X	X			
R715	X	X	X	X	X	X	X	X	X			X				X	X			
R810	X	X		X	X							X				X	X			
R815	X	X		X	X							X				X	X			
R910	X	X	X	X	X							X				X	X			
T110	X	X			X		X					X		X		X				
T110 II	X	X	X		X	X	X					X	X	X	X	X				
T310	X	X		X	X	X	X					X	X		X	X				
T410	X	X		X	X		X					X				X	X			
T610	X	X		X	X		X					X				X	X			
T710	X	X		X	X		X					X				X	X			
PowerVault DL2200	X	X	X	X	X		X					X								
PowerVault DX6000	X	X	X	X	X		X					X								
PowerVault								X												

Table 3. Supported Dell OpenManage 8.1 Systems Management Software on Systems Running Microsoft Windows Operating Systems (continued)

Dell System	MS-WS 2003 (32-bit and 64-bit)	MS-WS 2008 R2 x64 and SP1				MS-WS 2008 x86 and x64 SP2	MS-WSBS 2011		MS-WSS 2008 SP2				MS-WS 2012		MS-WS 2012 R2				MS-W 7	MS-W 8.1
	W, Std, Ess, DC	F, Std, Ent	DC	W	F, Std, Ent, and DC	Ess	Std, Premium Add-on	B	Std	Ent	WG	Std	Ess	F	Es s	St d	DC	32-bit and 64-bit		
Ult NX200																				
PowerVault NX300	X	X	X	X	X		X		X			X								
PowerVault NX3000	X	X	X	X	X		X		X	X		X								
PowerVault NX3100	X	X	X	X	X		X		X			X								
M420		X	X	X	X							X					X	X		
M520		X	X		X							X					X	X		
M620		X	X		X							X					X	X		
M820		X	X		X							X					X	X		
R220		X	X	X	X	X	X	X	X	X	X	X	X	X	X	X	X	X		
R320		X		X	X							X	X		X	X				
R420		X	X	X	X							X					X	X		
R520		X	X		X							X					X	X		

Table 3. Supported Dell OpenManage 8.1 Systems Management Software on Systems Running Microsoft Windows Operating Systems (continued)

Dell System	MS-WS 2003 (32-bit and 64-bit)	MS-WS 2008 R2 x64 and SP1				MS-WS 2008 x86 and x64 SP2	MS-WSBS 2011		MS-WSS 2008 SP2				MS-WS 2012		MS-WS 2012 R2				MS-W 7	MS-W 8.1
	W, Std, Ess, DC	F, Std, Ent	DC	W	F, Std, Ent, and DC	Ess	Std, Premium Add-on	B	Std	Ent	WG	Std	Ess	F	Ess	Std	DC	32-bit and 64-bit		
R620		X	X	X	X				X	X		X				X	X			
R720		X	X	X	X				X			X				X	X			
R720XD		X	X	X	X				X			X								
R820		X	X		X							X				X	X			
R920		X	X	X	X	X	X	X	X	X	X	X	X	X	X	X	X			
T320		X		X			X					X	X	X		X				
T420		X	X	X	X		X					X				X	X			
T620		X	X	X	X							X				X	X			
PowerVault NX400																				
PowerVault NX3200																				
PowerVault NX3300																				
R730		X	X	X	X			X	X	X	X	X	X	X	X	X	X			

Table 3. Supported Dell OpenManage 8.1 Systems Management Software on Systems Running Microsoft Windows Operating Systems (continued)

Dell System	MS-WS 2003 (32-bit and 64-bit)	MS-WS 2008 R2 x64 and SP1				MS-WS 2008 x86 and x64 SP2	MS-WSBS 2011		MS-WSS 2008 SP2				MS-WS 2012		MS-WS 2012 R2				MS-W 7	MS-W 8.1
	W, Std, Ess, DC	F, Std, Ent	DC	W	F, Std, Ent, and DC	Ess	Std, Premium Add-on	B	Std	Ent	WG	Std	Ess	F	Es	St	DC	32-bit and 64-bit		
R730 XD		X	X	X	X				X	X	X	X	X	X	X	X	X			
R630		X	X	X	X				X	X	X	X	X	X	X	X	X			
T630		X	X	X	X				X	X	X	X	X	X	X	X	X			
R430		X	X	X	X							X	X	X	X	X	X			
R530		X	X	X	X							X	X	X	X	X	X			
T430		X	X	X	X							X	X	X	X	X	X			
M630		X	X	X	X							X	X	X	X	X	X			
FC630		X	X	X	X							X	X	X	X	X	X			
C4130										X	X	X	X	X	X	X	X			
R7910																		X	X	
M630		X	X	X								X	X	X	X	X	X			
M830		X	X	X								X	X	X	X	X	X			
FC830		X	X	X	X							X	X	X	X	X	X			
FC630		X	X	X	X							X	X	X	X	X	X			
FC430		X	X	X	X							X	X	X	X	X	X			

Supported Dell OpenManage Systems Management Software on Linux Operating Systems

The following table lists the supported Dell OpenManage 8.1 installation and systems management software on systems running supported Linux operating system.

An **X** in the intersection of the operating system and the Dell system columns indicates that Server Administrator is supported on that operating system for the corresponding Dell system.

An asterisk (*) in the intersection of the operating system and the Dell system columns indicates operating system support for Dell systems that do not support Dell OpenManage software.

Table 4. Supported Dell OpenManage Systems Management Software on Systems Running Linux Operating Systems

Dell System	SUSE Linux Enterprise Server 11 SP3 (64-bit)	SUSE Linux Enterprise Server 12 (64-bit)	Red Hat Enterprise Linux 6.5 (64-bit)	Red Hat Enterprise Linux 7
M600	X	X	X	
M605	X	X	X	
M805	X	X	X	
M905	X	X	X	
R200	X	X	X	
R300	X	X	X	
R805	X	X	X	
R900	X	X	X	
R905	X	X	X	
T100	X	X	X	
T105	X	X	X	
T300	X	X	X	
T605	X	X	X	
M610	X	X	X	
M610x	X	X	X	
M710	X	X	X	
M710HD	X	X	X	
M910	X	X	X	X
M915				X
R210	X	X	X	
R210 II	X	X	X	
R310	X	X	X	

Table 4. Supported Dell OpenManage Systems Management Software on Systems Running Linux Operating Systems (continued)

Dell System	SUSE Linux Enterprise Server 11 SP3 (64-bit)	SUSE Linux Enterprise Server 12 (64-bit)	Red Hat Enterprise Linux 6.5 (64-bit)	Red Hat Enterprise Linux 7
R410	X	X	X	
R415	X	X	X	X
R510	X	X	X	
R515			X	X
R610	X	X	X	X
R710	X	X	X	X
R715	X	X	X	
R810	X	X	X	
R815	X	X	X	
R910	X	X	X	X
T110	X	X	X	
T110 II	X	X	X	X
T310	X	X	X	
T410	X	X	X	
T610	X	X	X	
T710	X	X	X	
PowerVault DL2200				
PowerVault DX6000				
PowerVault NX200				
PowerVault NX300				
PowerVault NX3000				
PowerVault NX3100				
M420	X	X	X	X
M520			X	X
M620			X	X

Table 4. Supported Dell OpenManage Systems Management Software on Systems Running Linux Operating Systems (continued)

Dell System	SUSE Linux Enterprise Server 11 SP3 (64-bit)	SUSE Linux Enterprise Server 12 (64-bit)	Red Hat Enterprise Linux 6.5 (64-bit)	Red Hat Enterprise Linux 7
M820	X	X	X	X
R220	X	X	X	X
R320	X	X	X	X
R420	X	X	X	X
R520	X	X	X	X
R620	X	X	X	X
R720	X	X	X	X
R720XD	X	X	X	X
R820	X	X	X	X
R920	X	X	X	X
T320	X	X	X	X
T420	X	X	X	X
T620	X	X	X	
PowerVault NX400				X
PowerVault NX3200				
PowerVault NX3300				
R730	X	X	X	X
R730 XD	X	X	X	X
R630	X	X	X	X
T630	X	X	X	X
R430	X	X	X	X
R530	X	X	X	X
T430	X	X	X	X
M630	X	X	X	X
FC630	X	X	X	X
C4130			X	X
R7910				X

Table 4. Supported Dell OpenManage Systems Management Software on Systems Running Linux Operating Systems (continued)

Dell System	SUSE Linux Enterprise Server 11 SP3 (64-bit)	SUSE Linux Enterprise Server 12 (64-bit)	Red Hat Enterprise Linux 6.5 (64-bit)	Red Hat Enterprise Linux 7
M630		X	X	X
M830		X	X	X
FC630		X	X	X
FC830		X	X	X
FC430		X	X	X

Supported Dell OpenManage Systems Management Software On Virtualization Operating Systems

An **X** in the intersection of the operating system and the Dell system columns indicates that the Server Administrator is supported on that operating system for the corresponding Dell system.

An asterisk (*) in the intersection of the operating system and the Dell system columns indicates operating system support for Dell systems that do not support Dell OpenManage software.

The following table lists the supported Dell OpenManage 8.1 installation and systems management software on systems running supported Virtualization operating systems.

Table 5. Supported Dell OpenManage Systems Management Software on Systems Running Supported Virtualization Operating Systems

Dell System	VMware			Microsoft		Citrix
	ESXi 5.1 U2 (Flash and HDD)	ESXi 5.5 U2 (Flash and HDD)	ESXi 6.0	Hyper-V for Windows 2008	Hyper-V R2 SP1 for Windows 2008	XenServer 6.5
M600	X			X	X	
M605	X			X	X	
M805	X	X		X	X	
M905	X	X		X	X	
R200	X			X	X	
R300	X			X	X	
R805	X	X		X	X	
R900	X	X		X	X	
R905	X	X		X	X	
T100				*	*	
T105				*	*	
T300	X			X	X	
T605	X			X	X	

Table 5. Supported Dell OpenManage Systems Management Software on Systems Running Supported Virtualization Operating Systems (continued)

Dell System	VMware			Microsoft		Citrix
	ESXi 5.1 U2 (Flash and HDD)	ESXi 5.5 U2 (Flash and HDD)	ESXi 6.0	Hyper-V for Windows 2008	Hyper-V R2 SP1 for Windows 2008	XenServer 6.5
M610	X	X	X	X	X	X
M610x	X	X	X	X	X	X
M710	X	X	X	X	X	X
M710HD	X	X	X	X	X	X
M910	X	X	X	X	X	X
M915						
R210	X	X	X	X	X	X
R210 II	X	X	X	X	X	X
R310	X	X	X	X	X	
R410	X	X	X	X	X	X
R415	X	X	X	X	X	X
R510	X	X	X	X	X	X
R515	X	X	X	X	X	X
R610	X	X	X	X	X	X
R710	X	X	X	X	X	X
R715	X	X	X	X	X	X
R810	X	X	X	X	X	X
R815	X	X	X	X	X	X
R910	X	X	X	X	X	X
T110	X	X	X	X	X	X
T110 II	X	X	X	X	X	X
T310	X	X	X	X	X	X
T410	X	X	X	X	X	X
T610	X	X	X	X	X	X
T710	X	X	X	X	X	X
PowerVault DL2200						

Table 5. Supported Dell OpenManage Systems Management Software on Systems Running Supported Virtualization Operating Systems (continued)

Dell System	VMware			Microsoft		Citrix
	ESXi 5.1 U2 (Flash and HDD)	ESXi 5.5 U2 (Flash and HDD)	ESXi 6.0	Hyper-V for Windows 2008	Hyper-V R2 SP1 for Windows 2008	XenServer 6.5
PowerVault DX6000						
PowerVault NX200						
PowerVault NX300						
PowerVault NX3000						
PowerVault NX3100						
M420	X	X	X			X
M520	X	X	X			X
M620	X	X	X	X	X	X
M820	X	X	X	X	X	X
R220	X	X	X	X	X	X
R320	X	X	X			X
R420	X	X	X			X
R520	X	X	X			X
R620	X	X	X	X	X	X
R720	X	X	X	X	X	X
R720XD	X	X	X			X
R820	X	X	X	X	X	X
R920	X	X	X	X	X	X
T320	X	X	X			X
T420	X	X	X			X
T620	X	X	X	X	X	X
PowerVault NX400						
PowerVault NX3200						

Table 5. Supported Dell OpenManage Systems Management Software on Systems Running Supported Virtualization Operating Systems (continued)

Dell System	VMware			Microsoft		Citrix
	ESXi 5.1 U2 (Flash and HDD)	ESXi 5.5 U2 (Flash and HDD)	ESXi 6.0	Hyper-V for Windows 2008	Hyper-V R2 SP1 for Windows 2008	XenServer 6.5
PowerVault NX3300						
R730	X	X	X			
R730 XD	X	X	X			
R630	X	X	X			
T630	X	X	X			
R430	X	X	X			
R530	X	X	X			
T430	X	X	X			
M630	X	X	X			
FC630	X	X	X			
C4130				X	X	X
R7910		X	X			
M630		X	X			X
M830		X	X	X	X	X
FC630		X	X	X	X	X
FC830		X	X	X	X	X
FC430		X	X	X	X	X

Dell OpenManage Server Administrator v8.1

Dell OpenManage Server Administrator Web Server allows you to remotely manage and monitor your entire network of managed systems from your system (which maybe a laptop, desktop, or server). You have to install Server Administrator Web Server on your system and install server instrumentation on the managed systems.

Supported Microsoft Windows Operating Systems for Server Administrator and Server Administrator Web Server

The following table lists the supported Microsoft Windows operating systems for the Server Administrator and Server Administrator web server.

Legend for reference:

- MS-WS — Microsoft Windows Server
- MS-WSBS — Microsoft Windows Small Business Server
- MS-WSS — Microsoft Windows Storage Server

- MS-W-Vista — Microsoft Windows Vista
- MS-W-XP — Microsoft Windows XP
- MS-W 7.0 — Microsoft Windows 7.0
- F — Foundation Edition
- B — Basic
- WG — Workgroup
- Ess — Essentials Edition
- Std — Standard Edition
- Ent — Enterprise Edition
- DC — DataCenter Edition
- W — Web Edition

Table 6. Supported Microsoft Windows Server Operating Systems for Server Administrator and Server Administrator web server.

	MS-WS					MS-W					MS-WS			
	2003 (32-bit)	2003 (64-bit)	2008 (32-bit)	2008 (64-bit)	2008 R2 (64-bit)	XP (32-bit)	Vista (32-bit)	Vista (64-bit)	7.0 (32-bit and 64-bit)	8.0 (32-bit and 64-bit)	2008 R2 (64-bit)	2012 DC	2012 Ess	2012 R2
Service Pack	SP2	SP2	SP2	SP2	SP1	SP2	SP3	SP2	SP1	N/A	SP1	N/A	N/A	N/A
Server Administrator	X	X	X	X	X						X	X	X	X
Server Administrator Web Server	X	X	X	X	X	X	X	X	X	X	X	X	X	X

NOTE: Microsoft Windows 2003 support is not provided for 12th generation or later PowerEdge servers.

Supported Linux Operating Systems for Server Administrator and Server Administrator Web Server

The following table lists the supported Linux operating systems for the Server Administrator.

Table 7. Supported Linux Operating Systems for Server Administrator

	SUSE Linux Enterprise Server 11 (64-bit)	SUSE Linux Enterprise Server 12 (64-bit)	Red Hat Enterprise Linux 6.5 (64-bit)	Red Hat Enterprise Linux 7(64-bit)
Service Pack	SP3			
Server Administrator	X	X	X	X
Server Administrator Web Server	X	X	X	X

Supported Virtualization Operating Systems for Server Administrator and Server Administrator Web Server

The following table lists the supported Virtualization operating systems for the Server Administrator and Server Administrator web server.

Table 8. Supported Virtualization Operating Systems on Physical System

Edition	VMware				Microsoft				Citrix
	ESXi 5.1 U2 (HDD and Flash)	ESXi 5.5 U2 (HDD)	ESXi 5.5 U2 (HDD and Flash)	ESXi 6.0	Hyper-V for Windows 2008	Hyper-V R2 SP1 for Windows 2008	Hyper-V for Windows 2012	Hyper-V for Windows 2012 R2	XenServer 6.5
Server Administrator	X	X	X	X	X	X	X	X	X
Server Administrator Web Server	N/A	N/A	N/A	N/A	X	X	X	X	N/A

NOTE: Server Administrator comprises Server Instrumentation, Storage Management, Remote Access Components, and Remote Enablement.

NOTE: Server Administrator Web Server component cannot be installed on Dell systems running ESXi operating systems.

Supported Operating Systems for Server Administrator Web Server on your Managed System (Servers)

For information on supported operating systems on managed systems, see [Supported Dell OpenManage Systems Management Software](#).

Supported Dell OpenManage Systems Management Consoles

Dell OpenManage systems management consoles provide the necessary tools for remote or one- to-many group system management. These tools also consolidate the management applications used on management workstations.

Dell OpenManage Systems Management Consoles include:

- [Dell OpenManage Essentials v2.0.1](#)
- [Dell OpenManage Mobile v1.0 and v1.2](#)
- [Dell OpenManage Power Center v 3.0](#)
- [Dell OpenManage Server Administrator v8.1](#)

Dell OpenManage Essentials v2.0.1

The Dell OpenManage Essentials in the one-to-many Systems Management console providing Elemental Hardware Management that helps you maximize IT performance and uptime capabilities of Dell PowerEdge™ servers, EqualLogic™ and PowerVault™ storage, PowerConnect™ and Dell Force10 switches.

For more information, see the *Dell OpenManage Essentials Support Matrix* at dell.com/support/manuals.

Dell OpenManage Mobile

OpenManage Mobile is a systems management application that enables you to monitor your datacenter from an Android or an iOS mobile device. OpenManage Mobile enables you to add one or more OpenManage Essentials consoles 1.3 or later and/or Integrated Dell Remote Access Controllers (iDRACs) 7 or later. OpenManage Mobile provides OpenManage Essentials alerts to

your mobile device and enables you to troubleshoot your hardware in case of emergencies. In addition, OpenManage Mobile allows you to view the health of your data center and perform basic tasks such as power control functions.

Dell OpenManage Power Center v3.0

Dell OpenManage Power Center (OMPC) management console provides increased visibility of and control over Dell PowerEdge Servers power consumption, anomalies, and utilization through fine-grained instrumentation. This enables increased control, improved rack density, faster response times, greater accuracy, and broader decision-making intelligence. OMPC allows customers to set a budget cap and provides millisecond fast power capping to prevent tripping a circuit breaker, allows IT Admins to set policies to dictate automated response when power or temperature events occur. OMPC supports heterogeneous environment, generate reports for stranded power for devices and device groups. Representational State Transfer (REST) Application Program Interface (API) support is also provided for report generation.

Supported Microsoft Windows Operating Systems for Power Center v3.0

The following table lists the supported Microsoft Windows operating systems for the Power Center

Table 9. Supported Microsoft Windows Operating Systems for Power Center

	Microsoft Windows Server 2008 R2 (64-bit)	Microsoft Windows Server 2012 (64-bit)	Microsoft Windows Server 2012 R2 (64-bit)	Microsoft Windows 7.0	Microsoft Windows 8.0 Enterprise (64-bit)
Edition	Standard, Enterprise, and Datacenter	Standard, Enterprise, and Datacenter	Standard, Enterprise, and Datacenter		
Service Pack	SP1				
Power Center	X	X	X	X	X

Supported Linux Operating Systems For Power Center v3.0

The following table lists the supported Linux Operating Systems for the power center.

Table 10. Supported Linux Operating Systems

	Red Hat Linux 6.5 (64-bit)	Red Hat Linux 7.0 (64-bit)	SUSE Linux Enterprise Server 11 SP3 (32-bit and 64-bit)	SUSE Linux Enterprise Server 12 (64-bit)
Power Center	X	X	X	X

Supported web browsers for In-band management and monitoring

The list of supported web browsers for OpenManage 8.1 Systems Management software on systems running supported Microsoft Windows, Red Hat Enterprise Linux, SUSE Linux Enterprise Server(SLES), and Macintosh operating systems.

Table 11. Supported web browsers running supported Microsoft Windows, Red Hat Enterprise Linux, SLES, and Macintosh operating systems.

Operating System	Internet Explorer			Mozilla Firefox		Google Chrome	Safari
	Version 9 (64-bit)	Version 10 (64-bit)	Version 11 (64-bit)	Version 22, 23, and 29	Version 30 and 33	Version 30, 31, 33, 34, 35, and 38	Version 7.0.6
Windows 7 SP2 (32-bit)	X	X	X	X	X		
Windows 7 SP2 (64-bit)	X	X	X	X	X		
Windows 8 SP1 (32-bit)		X	X	X	X	X	
Windows 8 SP1 (64-bit)		X	X	X	X	X	
Macintosh OSX 10.7 (Lion)							X
Macintosh OSX 10.8 (Mountain Lion)							X
Windows Server 2008 R2 SP1 (64-bit)	X	X	X	X	X		
Windows Server 2012 (64-bit)		X	X	X	X		
Windows Server 2012 R2 (64-bit)		X	X	X	X		
SLES 11 SP3 (64 bit)	Native Mozilla Firefox Web Browsers						
SLES 12 (64 bit)	Native Mozilla Firefox Web Browsers						
Red Hat Enterprise Linux 6.5 (64-bit)	Native Mozilla Firefox Web Browsers						
Red Hat Enterprise Linux 7.0 (64-bit)	Native Mozilla Firefox Web Browsers						

NOTE: For the latest information, see the *Release Notes* for the specific product available at dell.com/support/manuals, click **Software > Systems Management > Dell OpenManage Releases**. Select the OpenManage release version and then select the appropriate product to view the *Release Notes*.

Out-of-band server management and monitoring

Out-of-band server management is the process of remotely managing and monitoring servers using Integrated Dell Remote Access Controller (iDRAC) with Lifecycle Controller.

Topics:

- [Supported Integrated Dell Remote Access Controllers and solutions](#)
- [iDRAC Service Module 2.1](#)
- [Supported Remote Access Controllers and Solutions for Blade Servers](#)
- [Supported Remote Access Controllers and Solutions for Rack and Tower Servers](#)
- [Lifecycle Controller — Supported Dell Systems and Operating Systems](#)
- [Supported web browsers for Out-of-band management and monitoring](#)

Supported Integrated Dell Remote Access Controllers and solutions

The Dell PowerEdge embedded server management solution, Integrated Dell Remote Access Controller (iDRAC) with Lifecycle Controller, helps IT administrators to speed up the essential management tasks, it increases the availability of your servers, and reduces your IT operational expenses.

With powerful, easy-to-use, remote management and configuration options, iDRAC with Lifecycle Controller alerts IT administrators when an issue occurs, enables streamlined local and remote server management, and reduces or eliminates the need for administrators to physically visit the server even if the server is not operational.

iDRAC comprises:

- Graphical User Interface(GUI), Command Line Interface(CLI), and WS-MAN
- Server instrumentation
- OS Integration
- Manage storage devices


Overview

All versions of iDRAC8 – Basic, Express, and Enterprise – ship from the factory with a default static IP address, this is a preferred and a known method. However, Dell also offers two options to better fit into a customer's existing environment. **Auto-discovery** or **DHCP** can be set from the factory to allow you to access iDRAC and remotely configure your server.

iDRAC version naming convention

- iDRAC7
 - 1.xx.yy
 - xx is the iDRAC firmware version
 - yy is the power & thermal table version
- iDRAC8
 - 2.xx.yy.zz
 - xx is the iDRAC firmware version
 - yy is the power & thermal table version
 - zz is the Lifecycle Controller version

For 13th generation of Dell PowerEdge servers, the iDRAC and Lifecycle Controller firmware is a single image.


 **NOTE:** A single iDRAC firmware is used across Dell's 12th and 13th generation PowerEdge servers.

Auto Discovery

The Auto Discovery option is for customers who have some type of provisioning server already installed in their data center environment. A provisioning server manages and automates the deployment or upgrade of an operating system and applications to a Dell PowerEdge server. By enabling Auto Discovery, the servers will — upon first boot — search for a provisioning server to take control and begin the automated deployment or update process. Select this option if you want to ensure that this feature is enabled at the Dell factory. There is no charge to enable Auto Discovery at the time of order.

DHCP

The DHCP option is for customers who have a Dynamic Host Configuration Protocol (DHCP) server already installed in their data center environment. The DHCP server automatically assigns the IP address, gateway, and subnet mask to iDRAC8. Select this option if you want to ensure that this feature is enabled at the Dell factory. There is no charge to enable DHCP at the time of order.

 **NOTE:** Auto Configuration will be enabled as a one-time activity.

DRAC also logs event data and the most recent crash screen (for systems running the Microsoft Windows operating system only) to help diagnose the probable cause of a system crash.

For more information, see the *Dell Remote Access Controller User's Guide* or the *Integrated Dell Remote Access Controller User's Guide* at dell.com/support/manuals.

Table below “Remote Access Controllers and Solutions for Blade Servers” and Table “For Rack and Tower Servers” list the following:

- Supported Remote Access Controller versions and firmware for iDRAC8
- Supported Chassis Management Controller versions and firmware
- Supported BMC firmware versions
- Supported IPMI protocol versions

iDRAC Service Module 2.1

The Integrated Dell Remote Access Controller(iDRAC) Service Module is a lightweight optional software application that can be installed on 12th generation of Dell PowerEdge servers or later with minimum Firmware version of 1.57.57 for iDRAC7 and 2.05.05.05 or later for iDRAC8. The iDRAC Service Module complements iDRAC interfaces – Graphical User Interface (GUI), RACADM CLI and Web Service Management (WS-MAN) with additional monitoring data. You can configure the features on the supported operating system depending on the features to be installed and the unique integration needs in a work environment.

The iDRAC Service Module architecture uses IP socket communication and provides additional Server Management data (OS/ device driver) to iDRAC and presents one-to-many consoles with access to Systems Management data through OS standard interfaces.

Supported Remote Access Controllers and Solutions for Blade Servers

The following table lists the supported Remote Access Controllers and Solutions for blade servers.

Dell System	DRACs		CMC Firmware		BMC Firmware Version	Supported IPMI Protocol Versions
	DRAC Type	Supported DRAC FW version	M1000e CMC	VRTX CMC		
M600	DRAC	1.65	5.0	N/A	N/A	2.0
M605	DRAC	1.65	5.0	N/A	N/A	2.0
M805	DRAC	1.65	5.0	N/A	N/A	2.0
M905	DRAC	1.65	5.0	N/A	N/A	2.0

M610	iDRAC6	3.65	5.0	N/A	N/A	2.0
M610x	iDRAC6	3.65	5.0	N/A	N/A	2.0
M710	iDRAC6	3.65	5.0	N/A	N/A	2.0
M710HD	iDRAC6	3.65	5.0	N/A	N/A	2.0
M910	iDRAC6	3.65	5.0	N/A	N/A	2.0
M915	iDRAC6	3.65	5.0	N/A	N/A	2.0
M420	iDRAC7	2.10.10.10	5.0	2.0	N/A	2.0
M520	iDRAC7	2.10.10.10	5.0	2.0	N/A	2.0
M620	iDRAC7	2.10.10.10	5.0	2.0	N/A	2.0
M820	iDRAC7	2.10.10.10	5.0	2.0	N/A	2.0
M630	iDRAC8	2.10.10.10	5.0	2.0	N/A	2.0
FC630	iDRAC8	2.10.10.10	5.0	2.0	N/A	2.0
R7910	iDRAC8	2.10.10.10	5.0	2.0	N/A	2.0
M830	iDRAC8	2.10.10.10	5.0	2.0	N/A	2.0
FC830	iDRAC8	2.10.10.10	5.0	2.0	N/A	2.0
FC430	iDRAC8	2.10.10.10	5.0	2.0	N/A	2.0

Supported Remote Access Controllers and Solutions for Rack and Tower Servers

The following table lists the supported Remote Access Controllers and Solutions for Rack and Tower Servers.

Dell System	DRACs		CMC Firmware			BMC Firmware Version	Supported IPMI Protocol Versions
	DRAC Type	Supported DRAC FW version	M1000e CMC	VRTX CMC	PowerEdge FX		
R200	DRAC 4	1.75				1.29 or later	1.5
R300	iDRAC6	1.65				2.50	2.0
R805	DRAC5	1.65				2.50	2.0
R900	DRAC5	1.65				2.50	2.0
R905	DRAC5	1.65				2.50	2.0
T100	DRAC5	1.65				1.29 or later	2.0

T105	DRAC5	1.65				1.29 or later	2.0
T300	DRAC5	1.65				2.50	2.0
T605	DRAC5	1.65				2.50	2.0
R210	iDRAC6	1.98				1.92	2.0
R210 II	iDRAC6	1.98				1.95	2.0
R310	iDRAC6	1.98				1.92	2.0
R410	iDRAC6	1.98				1.92	2.0
R415	iDRAC6	1.98				1.95	2.0
R510	iDRAC6	1.98				1.92	2.0
R515	iDRAC6	1.98				1.92	2.0
R610	iDRAC6	1.98				N/A	2.0
R710	iDRAC6	1.98				N/A	2.0
R715	iDRAC6	1.98				N/A	2.0
R810	iDRAC6	1.98				N/A	2.0
R815	iDRAC6	1.98				N/A	2.0
R910	iDRAC6	1.98				N/A	2.0
T110	No iDRAC support					1.92	2.0
T110 II	No iDRAC support					1.95	2.0
T310	iDRAC6	1.98				1.92	2.0
T410	iDRAC6	1.98				1.92	2.0
T610	iDRAC6	1.98				N/A	2.0
T710	iDRAC6	1.98				N/A	2.0
PowerVault DL2200	iDRAC6	1.98				N/A	2.0
PowerVault DX6000	iDRAC6	1.98				N/A	2.0
PowerVault NX200	iDRAC6	1.98				N/A	2.0
PowerVault NX300	iDRAC6	1.98				N/A	2.0
PowerVault NX3000	iDRAC6	1.98				N/A	2.0
PowerVault NX3100	iDRAC6	1.98				N/A	2.0

R220	iDRAC7	1.66.65				N/A	2.0
R320	iDRAC7	1.66.65				N/A	2.0
R420	iDRAC7	1.66.65				N/A	2.0
R520	iDRAC7	1.66.65				N/A	2.0
R620	iDRAC7	1.66.65				N/A	2.0
R720	iDRAC7	1.66.65				N/A	2.0
R720XD	iDRAC7	1.66.65				N/A	2.0
R820	iDRAC7	1.66.65				N/A	2.0
R920	iDRAC7	1.66.65				N/A	2.0
T320	iDRAC7	1.66.65				N/A	2.0
T420	iDRAC7	1.66.65				N/A	2.0
T620	iDRAC7	1.66.65				N/A	2.0
PowerVault NX400							
PowerVault NX3200							
PowerVault NX3300							
R730	iDRAC8	2.10.10.10				N/A	2.0
R730 XD	iDRAC8	2.10.10.10				N/A	2.0
R630	iDRAC8	2.10.10.10				N/A	2.0
T630	iDRAC8	2.10.10.10				N/A	2.0
R430	iDRAC8	2.10.10.10				N/A	2.0
R530	iDRAC8	2.10.10.10	5.0	N/A	1.10	N/A	2.0
T430	iDRAC8	2.10.10.10	5.0	N/A	1.10	N/A	2.0
R7910	iDRAC8	2.10.10.10	5.0	N/A	1.10	N/A	2.0
C4130			5.0	N/A	1.10	N/A	2.0
PowerVault DL2100	iDRAC6	1.98				1.95	2.0
EqualLogic FS7500	iDRAC6	1.98				1.95	2.0
M630	iDRAC8	2.10.10.10				2.50	2.0
M830	iDRAC8	2.10.10.10				2.50	2.0

FC430	iDRAC8	2.10.10.10				2.50	2.0
FC630	iDRAC8	2.10.10.10				2.50	2.0
FC830	iDRAC8	2.10.10.10				2.50	2.0

Lifecycle Controller — Supported Dell Systems and Operating Systems

The Dell Lifecycle Controller provides advanced embedded systems management and is delivered as part of integrated Dell Remote Access Controller (iDRAC) and embedded Unified Extensible Firmware Interface (UEFI) applications in the 13th generation of Dell PowerEdge servers.

The Lifecycle Controller software components are built on iDRAC and UEFI system firmware. Lifecycle Controller firmware can access and manage the hardware, including component and sub- system management that is beyond the traditional Baseboard Management Controller (BMC) capabilities. The UEFI environment provides the local console interface and the infrastructure for locally managed system components. It simplifies the end-to-end server lifecycle management.

On the 11th generation of Dell PowerEdge servers, Lifecycle Controller is known as Unified Server Configurator (USC), Unified Server Configurator - Lifecycle Controller Enabled, and Lifecycle Controller-Remote Services.

On the 12th generation of Dell PowerEdge servers, Lifecycle Controller is known as Lifecycle Controller 2 (includes GUI and Remote Services). The functionalities available are based on the generation of the server and the variant of Lifecycle Controller:


- **Lifecycle Controller GUI v2.10.10.10** — Lifecycle Controller GUI supports systems management tasks such as deploy, configure, update, maintain, and diagnose in a one-to-one method.
- **Lifecycle Controller-Remote Services v2.10.10.10** — Remote Services (WS-MAN) simplifies end-to-end server lifecycle management using the one-to-many method. It interfaces for remote deployment integrated with Dell OpenManage Essentials and partner consoles.

For more information, see the Lifecycle Controller documentation available at dell.com/support/manuals.

Supported Dell Systems and Windows Operating Systems for Lifecycle Controller v2.10.10.10

See [Supported Dell OpenManage Systems Management Software on Windows Operating Systems](#) for a list of all the Dell systems and Microsoft Operating systems that support Lifecycle Controller.

 **NOTE:** Lifecycle controller is not supported on Dell PowerEdge T110 and T110II.

 **NOTE:** Lifecycle Controller is not supported on Windows Storage Server operating systems.

Supported Dell Systems and Linux Operating Systems for Lifecycle Controller v2.10.10.10

See [Supported Dell OpenManage Systems Management Software on Linux Operating Systems](#) for a list of all the Dell systems and Microsoft Operating systems that support Lifecycle Controller.

 **NOTE:** Lifecycle controller is not supported on Dell PowerEdge T110 and T110II.

Supported Dell Systems and Virtualization Operating Systems for Lifecycle Controller v2.10.10.10

See [Supported Dell OpenManage Systems Management Software on Virtualization Operating Systems](#) for a list of all the Dell systems and Microsoft Operating systems that support Lifecycle Controller.

 **NOTE:** Lifecycle controller is not supported on Dell PowerEdge T110 and T110II.

Supported web browsers for Out-of-band management and monitoring

The list of supported web browsers for iDRAC7 and iDRAC8 on systems running supported Microsoft Windows, Red Hat enterprise Linux, SUSE Linux Enterprise Server, and Macintosh operating systems.

Table 12. Supported web browsers for iDRAC8 on systems running supported Microsoft Windows, Red Hat enterprise Linux, SUSE Linux Enterprise Server(SLES), and Macintosh operating systems

Operating System	Internet Explorer			Mozilla		Google Chrome		Safari	
	Version 9 (64-bit)	Version 10 (64-bit)	Version 11 (64-bit)	Version 32	Version 33	Version 37	Version 38	Version 7.1	Version 8.0
Windows 7 SP2 (32-bit)	X	X	X	X					
Windows 7 SP2 (64-bit)	X	X	X	X					
Windows 8 SP1 (32-bit)		X	X	X		X			
Windows 8 SP1 (64-bit)		X	X	X		X			
Macintosh OSX 10.7 (Lion)								X	
Macintosh OSX 10.8 (Mountain Lion)								X	
Windows Server 2008 R2 SP2 (32-bit)	X			X					
Windows Server 2008 R2 SP2 (64-bit)	X			X					
Windows Server 2008 R2 SP1 (64-bit)	X	X	X	X					
Windows Server 2012 (64-bit)		X	X	X					
Windows Server 2012 R2 standard edition (64-bit)		X	X	X					
SLES 11 SP3 (64 bit)	Native Mozilla Firefox Web Browsers								
SLES 12 (64 bit)	Native Mozilla Firefox Web Browsers								
Red Hat enterprise Linux 6.5 (64-bit)	Native Mozilla Firefox Web Browsers								
Red Hat enterprise Linux 7.0 (64-bit)	Native Mozilla Firefox Web Browsers								

Supported Dell OpenManage Change Management Software

Dell OpenManage change management software is a set of tools that enables you to update Dell systems easily. It is also an efficient way to manage hardware, software, and operating system updates.

Dell OpenManage change management software comprises of:

- Dell Update Packages
- Server Update Utility
- Dell Yellow Dog Update Modified (YUM) Repository
- FTP Catalog
- **Dell Update Packages** - A Dell Update Package (DUP) is a self-contained executable in a standard package format. Each DUP is designed to update a single software component on a Dell system.

DUPs allow administrators to update a wide range of system components simultaneously and apply scripts to similar sets of Dell systems to bring system software components up to the same version levels.

For more information on DUPs, see the *Dell Update Packages User's Guide* available on the Dell Support website at dell.com/support/manuals.

- **FTP Catalog** - With Repository Manager, you can use the FTP catalog to identify and gather updates relevant to the system in your Data Center. The FTP catalog contain updates for 10th, 11th, 12th and 13th generation of Dell PowerEdge systems.

Topics:


- [Supported Change Management Software on Microsoft Windows Operating Systems](#)
- [Supported Change Management Software on Linux Operating Systems](#)
- [Supported Change Management Software on Virtualization Operating Systems](#)

Supported Change Management Software on Microsoft Windows Operating Systems

A 'D' in the intersection of the operating system and the Dell system columns indicates support for DUPs.

An 'S' in the intersection of the operating system and the Dell system columns indicates support for SUU.

An asterisk (*) in the intersection of the operating system and the Dell system columns indicates operating system support for Dell systems that do not support Dell OpenManage software.

 **NOTE:** SUU is used for server updates and may not work on newly released Dell systems that do not receive any server updates.

The following table lists the supported Dell OpenManage 8.1 change management software on systems running supported Microsoft Windows operating systems.

Legend for reference:

- MS-WS — Microsoft Windows Server
- MS-WSBS — Microsoft Windows Small Business Server
- MS-WSS — Microsoft Windows Storage Server
- MS-W-Vista — Microsoft Windows Vista
- MS-W-XP — Microsoft Windows XP
- MS-W 7.0 — Microsoft Windows 7.0
- F — Foundation Edition
- B — Basic
- Exp — Express

- WG — Workgroup
- Ess — Essentials Edition
- Std — Standard Edition
- Ent — Enterprise Edition
- DC — DataCenter Edition
- W — Web Edition

Table 13. Supported Dell OpenManage Change Management Software on Systems Running Supported Microsoft Windows Operating Systems

Dell System	MS-WS 2008 R2 x64 (includes all services packs)	MS-WSBS 2011	MS-WSBS 2011	MS-WSS 2008 SP2	MS-WSS 2008 R2	MS-WS 2012 and 2012 R2
	F, Std, Ess, DC, and W	Ess	Std, Premium Add-on	B, Std, Ent, and WG	Exp, WG, Std, and Ent	F, Ess, Std, DC
M600	D,S	D,S	D,S	D,S	D,S	D,S
M605	D,S	D,S	D,S	D,S	D,S	D,S
M805	D,S	D,S	D,S	D,S	D,S	D,S
M905	D,S	D,S	D,S	D,S	D,S	D,S
R200	D,S	D,S	D,S	D,S	D,S	D,S
R300	D,S	D,S	D,S	D,S	D,S	D,S
R805	D,S	D,S	D,S	D,S	D,S	D,S
R900	D,S	D,S	D,S	D,S	D,S	D,S
R905	D,S	D,S	D,S	D,S	D,S	D,S
T100	*	D,S	*	D,S	D,S	D,S
T105	*	D,S	*	D,S	D,S	D,S
T300	D,S	D,S	D,S	D,S	D,S	D,S
T605	D,S	D,S	D,S	D,S	D,S	D,S
M610	D,S	D,S	D,S	D,S	D,S	D,S
M610x	D,S	D,S	D,S	D,S	D,S	D,S
M710	D,S	D,S	D,S	D,S	D,S	D,S
M710HD	D,S	D,S	D,S	D,S	D,S	D,S
M910	D,S	D,S	D,S	D,S	D,S	D,S
M915	D,S	D,S	D,S	D,S	D,S	D,S
R210	D,S	D,S	D,S	D,S	D,S	D,S
R210 II	D,S	D,S	D,S	D,S	D,S	D,S
R310	D,S	D,S	D,S	D,S	D,S	D,S

Table 13. Supported Dell OpenManage Change Management Software on Systems Running Supported Microsoft Windows Operating Systems (continued)

Dell System	MS-WS 2008 R2 x64 (includes all services packs)	MS-WSBS 2011	MS-WSBS 2011	MS-WSS 2008 SP2	MS-WSS 2008 R2	MS-WS 2012 and 2012 R2
	F, Std, Ess, DC, and W	Ess	Std, Premium Add-on	B, Std, Ent, and WG	Exp, WG, Std, and Ent	F, Ess, Std, DC
R410	D,S	D,S	D,S	D,S	D,S	D,S
R415	D,S	D,S	D,S	D,S	D,S	D,S
R510	D,S	D,S	D,S	D,S	D,S	D,S
R515	D,S	D,S	D,S	D,S	D,S	D,S
R610	D,S	D,S	D,S	D,S	D,S	D,S
R710	D,S	D,S	D,S	D,S	D,S	D,S
R715	D,S	D,S	D,S	D,S	D,S	D,S
R810	D,S	D,S	D,S	D,S	D,S	D,S
R815	D,S	D,S	D,S	D,S	D,S	D,S
R910	D,S	D,S	D,S	D,S	D,S	D,S
T110	D,S	D,S	D,S	D,S	D,S	D,S
T110 II	D,S	D,S	D,S	D,S	D,S	D,S
T310	D,S	D,S	D,S	D,S	D,S	D,S
T410	D,S	D,S	D,S	D,S	D,S	D,S
T610	D,S	D,S	D,S	D,S	D,S	D,S
T710	D,S	D,S	D,S	D,S	D,S	D,S
PowerVault DL2200	D,S	D,S	D,S	D,S	D,S	D,S
PowerVault DX6000	D,S	D,S	D,S	D,S	D,S	D,S
PowerVault NX200	*	D,S	*	D,S	D,S	D,S
PowerVault NX300	*		*	D,S	D,S	D,S
PowerVault NX3000	D,S	D,S	D,S	D,S	D,S	D,S
PowerVault NX3100	D,S	D,S	D,S	D,S	D,S	D,S
M420	D,S	D,S	D,S	D,S	D,S	D,S

Table 13. Supported Dell OpenManage Change Management Software on Systems Running Supported Microsoft Windows Operating Systems (continued)

Dell System	MS-WS 2008 R2 x64 (includes all services packs)	MS-WSBS 2011	MS-WSBS 2011	MS-WSS 2008 SP2	MS-WSS 2008 R2	MS-WS 2012 and 2012 R2
	F, Std, Ess, DC, and W	Ess	Std, Premium Add-on	B, Std, Ent, and WG	Exp, WG, Std, and Ent	F, Ess, Std, DC
M520	D,S	D,S	D,S	D,S	D,S	D,S
M620	D,S	D,S	D,S	D,S	D,S	D,S
M820	D,S	D,S	D,S	D,S	D,S	D,S
R220	D,S	D,S	D,S	D,S	D,S	D,S
R320	D,S	D,S	D,S	D,S	D,S	D,S
R420	D,S	D,S	D,S	D,S	D,S	D,S
R520	D,S	D,S	D,S	D,S	D,S	D,S
R620	D,S	D,S	D,S	D,S	D,S	D,S
R720	D,S	D,S	D,S	D,S	D,S	D,S
R720XD	D,S	D,S	D,S	D,S	D,S	D,S
R820	D,S	D,S	D,S	D,S	D,S	D,S
R920	D,S	D,S	D,S	D,S	D,S	D,S
T320	D,S	D,S	D,S	D,S	D,S	D,S
T420	D,S	D,S	D,S	D,S	D,S	D,S
T620	D,S	D,S	D,S	D,S	D,S	D,S
PowerVault NX400	D,S	D,S	D,S	D,S	D,S	D,S
PowerVault NX3200	D,S	D,S	D,S	D,S	D,S	D,S
PowerVault NX3300	D,S	D,S	D,S	D,S	D,S	D,S
R730	D,S	D,S	D,S	D,S	D,S	D,S
R730 XD	D,S	D,S	D,S	D,S	D,S	D,S
R630	D,S	D,S	D,S	D,S	D,S	D,S
T630	D,S	D,S	D,S	D,S	D,S	D,S
R430	D,S	D,S	D,S	D,S	D,S	D,S
R530	D,S	D,S	D,S	D,S	D,S	D,S

Table 13. Supported Dell OpenManage Change Management Software on Systems Running Supported Microsoft Windows Operating Systems (continued)

Dell System	MS-WS 2008 R2 x64 (includes all services packs)	MS-WSBS 2011	MS-WSBS 2011	MS-WSS 2008 SP2	MS-WSS 2008 R2	MS-WS 2012 and 2012 R2
	F, Std, Ess, DC, and W	Ess	Std, Premium Add-on	B, Std, Ent, and WG	Exp, WG, Std, and Ent	F, Ess, Std, DC
T430	D,S	D,S	D,S	D,S	D,S	D,S
M630	D,S	D,S	D,S	D,S	D,S	D,S
FC630	D,S	D,S	D,S	D,S	D,S	D,S
C4130	D,S	D,S	D,S	D,S	D,S	D,S
M830	D,S	D,S	D,S	D,S	D,S	D,S
FC830	D,S	D,S	D,S	D,S	D,S	D,S
FC430	D,S	D,S	D,S	D,S	D,S	D,S

- NOTE:** Dell PowerVault DL2100 supports the installation of only Windows Server 2008 x64 Standard Edition with SP2 or higher operating system.
- NOTE:** Dell PowerVault DL2200 supports the installation of only Windows Server 2008 x64 Standard Edition with SP2 or higher operating system.
- NOTE:** Dell PowerVault DL2000, DL2100, and DL2200 support the installation of only Windows Server 2008 R2 SP1 Standard Edition.

Supported Change Management Software on Linux Operating Systems

A 'D' in the intersection of the operating system and the Dell system columns indicates support for DUPs. The Dell Update Package (DUP) is a self-contained executable in a standard package format that updates an application or component firmware on a server. Using Dell Repository Manager along with other tools helps to keep the managed systems up-to-date.

An 'S' in the intersection of the operating system and the Dell system columns indicates support for SUU. The Dell Server Update Utility (SUU) helps to identify and apply updates to a managed system. Use this utility to update the managed system or to view the updates available for the supported systems.

A 'Y' in the intersection of the operating system and the Dell system columns indicates support for YellowDog Update Modified (YUM) repository.

- NOTE:** SUU is used for server updates and may not work on newly released Dell systems that do not receive any server updates.

The following table lists the supported Dell OpenManage 8.1 change management software on systems running supported Linux operating systems.

Table 14. Supported Dell OpenManage Change Management Software on Systems Running Supported Linux Operating Systems

Dell System	SUSE Linux Enterprise Server 10 SP3 (64-bit) and SP4 (64-bit)	SUSE Linux Enterprise Server 11 SP1 and SP2 (64-bit)	SUSE Linux Enterprise Server 12 (64-bit)	Red Hat Enterprise Linux 6.3 (64-bit)	Red Hat Enterprise Linux 6.4 (64-bit)	Red Hat Enterprise Linux 6.5	Red Hat Enterprise Linux 7
M600	D,S,Y	D,S,Y		D,S,Y	D,S,Y	D,S	
M605	D,S,Y	D,S,Y		D,S,Y	D,S,Y	D,S	
M805	D,S,Y	D,S,Y		D,S,Y	D,S,Y	D,S	
M905	D,S,Y	D,S,Y		D,S,Y	D,S,Y	D,S	
R200	D,S,Y	D,S,Y		D,S,Y	D,S,Y	D,S	
R300	D,S,Y	D,S,Y		D,S,Y	D,S,Y	D,S	
R805	D,S,Y	D,S,Y		D,S,Y	D,S,Y	D,S	
R900	D,S,Y	D,S,Y		D,S,Y	D,S,Y	D,S	
R905	D,S,Y	D,S,Y		D,S,Y	D,S,Y	D,S	
T100	D,S,Y	D,S,Y		D,S,Y	D,S,Y	D,S	
T105	D,S,Y	D,S,Y		D,S,Y	D,S,Y	D,S	
T300	D,S,Y	D,S,Y		D,S,Y	D,S,Y	D,S	
T605	D,S,Y	D,S,Y		D,S,Y	D,S,Y	D,S	
M610	D,S,Y	D,S,Y		D,S,Y	D,S,Y	D,S	
M610x	D,S,Y	D,S,Y		D,S,Y	D,S,Y	D,S	
M710	D,S,Y	D,S,Y		D,S,Y	D,S,Y	D,S	
M710HD	D,S,Y	D,S,Y		D,S,Y	D,S,Y	D,S	
M910	D,S,Y	D,S,Y		D,S,Y	D,S,Y	D,S	
M915	D,S,Y	D,S,Y		D,S,Y	D,S,Y	D,S	
R210	D,S,Y	D,S,Y		D,S,Y	D,S,Y	D,S	
R210 II	D,S,Y	D,S,Y		D,S,Y	D,S,Y	D,S	
R310	D,S,Y	D,S,Y		D,S,Y	D,S,Y	D,S	
R410	D,S,Y	D,S,Y		D,S,Y	D,S,Y	D,S	
R415	D,S,Y	D,S,Y		D,S,Y	D,S,Y	D,S	
R510	D,S,Y	D,S,Y		D,S,Y	D,S,Y	D,S	
R515	D,S,Y	D,S,Y		D,S,Y	D,S,Y	D,S	
R610	D,S,Y	D,S,Y		D,S,Y	D,S,Y	D,S	

Table 14. Supported Dell OpenManage Change Management Software on Systems Running Supported Linux Operating Systems (continued)

Dell System	SUSE Linux Enterprise Server 10 SP3 (64-bit) and SP4 (64-bit)	SUSE Linux Enterprise Server 11 SP1 and SP2 (64-bit)	SUSE Linux Enterprise Server 12 (64-bit)	Red Hat Enterprise Linux 6.3 (64-bit)	Red Hat Enterprise Linux 6.4 (64-bit)	Red Hat Enterprise Linux 6.5	Red Hat Enterprise Linux 7
R710	D,S,Y	D,S,Y		D,S,Y	D,S,Y	D,S	
R715	D,S,Y	D,S,Y		D,S,Y	D,S,Y	D,S	
R810	D,S,Y	D,S,Y		D,S,Y	D,S,Y	D,S	
R815	D,S,Y	D,S,Y		D,S,Y	D,S,Y	D,S	
R910	D,S,Y	D,S,Y		D,S,Y	D,S,Y	D,S	
T110	D,S,Y	D,S,Y		D,S,Y	D,S,Y	D,S	
T110 II	D,S,Y	D,S,Y		D,S,Y	D,S,Y	D,S	
T310	D,S,Y	D,S,Y		D,S,Y	D,S,Y	D,S	
T410	D,S,Y	D,S,Y		D,S,Y	D,S,Y	D,S	
T610	D,S,Y	D,S,Y		D,S,Y	D,S,Y	D,S	
T710	D,S,Y	D,S,Y		D,S,Y	D,S,Y	D,S	
PowerVault DL2200	D,S,Y	D,S,Y		D,S,Y	D,S,Y	D,S	
PowerVault DX6000	D,S,Y	D,S,Y		D,S,Y	D,S,Y	D,S	
PowerVault NX200	D,S,Y	D,S,Y		D,S,Y	D,S,Y	D,S	
PowerVault NX300	D,S,Y	D,S,Y		D,S,Y	D,S,Y	D,S	
PowerVault NX3000	D,S,Y	D,S,Y		D,S,Y	D,S,Y	D,S	
PowerVault NX3100	D,S,Y	D,S,Y		D,S,Y	D,S,Y	D,S	
M420	D,S,Y	D,S,Y	D,S,Y	D,S,Y	D,S,Y	D,S,Y	D,S,Y
M520	D,S,Y	D,S,Y	D,S,Y	D,S,Y	D,S,Y	D,S,Y	D,S,Y
M620	D,S,Y	D,S,Y	D,S,Y	D,S,Y	D,S,Y	D,S,Y	D,S,Y
M820	D,S,Y	D,S,Y	D,S,Y	D,S,Y	D,S,Y	D,S,Y	D,S,Y
R220	D,S,Y	D,S,Y	D,S,Y	D,S,Y	D,S,Y	D,S,Y	D,S,Y
R320	D,S,Y	D,S,Y	D,S,Y	D,S,Y	D,S,Y	D,S,Y	D,S,Y
R420	D,S,Y	D,S,Y	D,S,Y	D,S,Y	D,S,Y	D,S,Y	D,S,Y

Table 14. Supported Dell OpenManage Change Management Software on Systems Running Supported Linux Operating Systems (continued)

Dell System	SUSE Linux Enterprise Server 10 SP3 (64-bit) and SP4 (64-bit)	SUSE Linux Enterprise Server 11 SP1 and SP2 (64-bit)	SUSE Linux Enterprise Server 12 (64-bit)	Red Hat Enterprise Linux 6.3 (64-bit)	Red Hat Enterprise Linux 6.4 (64-bit)	Red Hat Enterprise Linux 6.5	Red Hat Enterprise Linux 7
R520	D,S,Y	D,S,Y	D,S,Y	D,S,Y	D,S,Y	D,S,Y	D,S,Y
R620	D,S,Y	D,S,Y	D,S,Y	D,S,Y	D,S,Y	D,S,Y	D,S,Y
R720	D,S,Y	D,S,Y	D,S,Y	D,S,Y	D,S,Y	D,S,Y	D,S,Y
R720XD	D,S,Y	D,S,Y	D,S,Y	D,S,Y	D,S,Y	D,S,Y	D,S,Y
R820	D,S,Y	D,S,Y	D,S,Y	D,S,Y	D,S,Y	D,S,Y	D,S,Y
R920	D,S,Y	D,S,Y	D,S,Y	D,S,Y	D,S,Y	D,S,Y	D,S,Y
T320	D,S,Y	D,S,Y	D,S,Y	D,S,Y	D,S,Y	D,S,Y	D,S,Y
T420	D,S,Y	D,S,Y	D,S,Y	D,S,Y	D,S,Y	D,S,Y	D,S,Y
T620	D,S,Y	D,S,Y	D,S,Y	D,S,Y	D,S,Y	D,S,Y	D,S,Y
PowerVault NX400	D,S,Y	D,S,Y	D,S,Y	D,S,Y	D,S,Y	D,S,Y	D,S,Y
PowerVault NX3200	D,S,Y	D,S,Y	D,S,Y	D,S,Y	D,S,Y	D,S,Y	D,S,Y
PowerVault NX3300	D,S,Y	D,S,Y	D,S,Y	D,S,Y	D,S,Y	D,S,Y	D,S,Y
FM120	D,S,Y	D,S,Y	D,S,Y	D,S,Y	D,S,Y	D,S,Y	D,S,Y
R730	D,S,Y	D,S,Y	D,S,Y	D,S,Y	D,S,Y	D,S,Y	D,S,Y
R730 XD	D,S,Y	D,S,Y	D,S,Y	D,S,Y	D,S,Y	D,S,Y	D,S,Y
R630	D,S,Y	D,S,Y	D,S,Y	D,S,Y	D,S,Y	D,S,Y	D,S,Y
T630	D,S,Y	D,S,Y	D,S,Y	D,S,Y	D,S,Y	D,S,Y	D,S,Y
R430	D,S,Y	D,S,Y	D,S,Y	D,S,Y	D,S,Y	D,S,Y	D,S,Y
R530	D,S,Y	D,S,Y	D,S,Y	D,S,Y	D,S,Y	D,S,Y	D,S,Y
T430	D,S,Y	D,S,Y	D,S,Y	D,S,Y	D,S,Y	D,S,Y	D,S,Y
M630	D,S,Y	D,S,Y	D,S,Y	D,S,Y	D,S,Y	D,S,Y	D,S,Y
FC630	D,S,Y	D,S,Y	D,S,Y	D,S,Y	D,S,Y	D,S,Y	D,S,Y
C4130	D,S,Y	D,S,Y	D,S,Y	D,S,Y	D,S,Y	D,S,Y	D,S,Y
M830	D,S,Y	D,S,Y	D,S,Y	D,S,Y	D,S,Y	D,S,Y	D,S,Y
FC830	D,S,Y	D,S,Y	D,S,Y	D,S,Y	D,S,Y	D,S,Y	D,S,Y

Table 14. Supported Dell OpenManage Change Management Software on Systems Running Supported Linux Operating Systems (continued)

Dell System	SUSE Linux Enterprise Server 10 SP3 (64-bit) and SP4 (64-bit)	SUSE Linux Enterprise Server 11 SP1 and SP2 (64-bit)	SUSE Linux Enterprise Server 12 (64-bit)	Red Hat Enterprise Linux 6.3 (64-bit)	Red Hat Enterprise Linux 6.4 (64-bit)	Red Hat Enterprise Linux 6.5	Red Hat Enterprise Linux 7
FC430	D,S,Y	D,S,Y	D,S,Y	D,S,Y	D,S,Y	D,S,Y	D,S,Y

Supported Change Management Software on Virtualization Operating Systems

A 'D' in the intersection of the operating system and the Dell system columns indicates support for DUPs.

An 'S' in the intersection of the operating system and the Dell system columns indicates support for SUU.

An asterisk (*) in the intersection of the operating system and the Dell system columns indicates operating system support for Dell systems that do not support Dell OpenManage software.

NOTE: You can install OMSA using VIB file on Embedded VMware (ESXi) operating systems.

NOTE: DUPs are not supported on ESXi operating systems.

The following table lists the supported Dell OpenManage 8.1 change management software on systems running supported Virtualization operating systems.

Table 15. Supported Dell OpenManage Change Management Software on Systems Running Supported Virtualization Operating Systems

Dell Systems	VMware				Microsoft		Citrix
	ESXi 5.0 U1	ESXi 5.1	ESXi 5.5	ESXi 6.0	Hyper-V for Windows 2008	Hyper-V R2 SP1 for Windows 2008	XenServer 6.5
M600	*	*	*	*	D,S	D,S	*
M605	*	*	*	*	D,S	D,S	*
M805	*	*	*	*	D,S	D,S	*
M905	*	*	*	*	D,S	D,S	*
R200	*	*	*	*	D,S	D,S	*
R300	*	*	*	*	D,S	D,S	*
R805	*	*	*	*	D,S	D,S	*
R900	*	*	*	*	D,S	D,S	*
R905	*	*	*	*	D,S	D,S	*
T100	*	*	*	*	D,S	D,S	*
T105	*	*	*	*	D,S	D,S	*
T300	*	*	*	*	D,S	D,S	*

Table 15. Supported Dell OpenManage Change Management Software on Systems Running Supported Virtualization Operating Systems (continued)

Dell Systems	VMware				Microsoft		Citrix
	ESXi 5.0 U1	ESXi 5.1	ESXi 5.5	ESXi 6.0	Hyper-V for Windows 2008	Hyper-V R2 SP1 for Windows 2008	XenServer 6.5
T605	*	*	*	*	D,S	D,S	*
M610	*	*	*	*	D,S	D,S	*
M610x	*	*	*	*	D,S	D,S	*
M710	*	*	*	*	D,S	D,S	*
M710HD	*	*	*	*	D,S	D,S	*
M910	*	*	*	*	D,S	D,S	*
M915	*	*	*	*	D,S	D,S	*
R210	*	*	*	*	D,S	D,S	*
R210 II	*	*	*	*	D,S	D,S	*
R310	*	*	*	*	D,S	D,S	*
R410	*	*	*	*	D,S	D,S	*
R415	*	*	*	*	D,S	D,S	*
R510	*	*	*	*	D,S	D,S	*
R515	*	*	*	*	D,S	D,S	*
R610	*	*	*	*	D,S	D,S	*
R710	*	*	*	*	D,S	D,S	*
R715	*	*	*	*	D,S	D,S	*
R810	*	*	*	*	D,S	D,S	*
R815	*	*	*	*	D,S	D,S	*
R910	*	*	*	*	D,S	D,S	*
T110	*	*	*	*	D,S	D,S	*
T110 II	*	*	*	*	D,S	D,S	*
T310	*	*	*	*	D,S	D,S	*
T410	*	*	*	*	D,S	D,S	*
T610	*	*	*	*	D,S	D,S	*
T710	*	*	*	*	D,S	D,S	*

Table 15. Supported Dell OpenManage Change Management Software on Systems Running Supported Virtualization Operating Systems (continued)

Dell Systems	VMware				Microsoft		Citrix
	ESXi 5.0 U1	ESXi 5.1	ESXi 5.5	ESXi 6.0	Hyper-V for Windows 2008	Hyper-V R2 SP1 for Windows 2008	XenServer 6.5
PowerVault DL2200	*	*	*	*	D,S	D,S	*
PowerVault DX6000	*	*	*	*	D,S	D,S	*
PowerVault NX200			*	*			*
PowerVault NX300	*	*	*	*	D,S	D,S	*
PowerVault NX3000	*	*	*	*	D,S	D,S	*
PowerVault NX3100			*	*			*
M420	*	*	*	*	D,S	D,S	D,S
M520	*	*	*	*	D,S	D,S	D,S
M620	*	*	*	*	D,S	D,S	D,S
M820	*	*	*	*	D,S	D,S	D,S
R220	*	*	*	*	D,S	D,S	D,S
R320	*	*	*	*	D,S	D,S	D,S
R420	*	*	*	*	D,S	D,S	D,S
R520	*	*	*	*	D,S	D,S	D,S
R620	*	*	*	*	D,S	D,S	D,S
R720	*	*	*	*	D,S	D,S	D,S
R720XD	*	*	*	*	D,S	D,S	D,S
R820	*	*	*	*	D,S	D,S	D,S
R920	*	*	*	*	D,S	D,S	D,S
T320	*	*	*	*	D,S	D,S	D,S
T420	*	*	*	*	D,S	D,S	D,S
T620	*	*	*	*	D,S	D,S	D,S
PowerVault NX400	*	*	*	*	D,S	D,S	D,S

Table 15. Supported Dell OpenManage Change Management Software on Systems Running Supported Virtualization Operating Systems (continued)

Dell Systems	VMware				Microsoft		Citrix
	ESXi 5.0 U1	ESXi 5.1	ESXi 5.5	ESXi 6.0	Hyper-V for Windows 2008	Hyper-V R2 SP1 for Windows 2008	XenServer 6.5
PowerVault NX3200	*	*	*	*	D,S	D,S	D,S
PowerVault NX3300	*	*	*	*	D,S	D,S	D,S
R730	*	*	*	*	D,S	D,S	D,S
R730 XD	*	*	*	*	D,S	D,S	D,S
R630	*	*	*	*	D,S	D,S	D,S
T630	*	*	*	*	D,S	D,S	D,S
R430	*	*	*	*	D,S	D,S	D,S
R530	*	*	*	*	D,S	D,S	D,S
T430	*	*	*	*	D,S	D,S	D,S
M630	*	*	*	*	D,S	D,S	D,S
FC630	*	*	*	*	D,S	D,S	D,S
C4130	*	*	*	*	D,S	D,S	D,S
M830	*	*	*	*	D,S	D,S	D,S
FC830	*	*	*	*	D,S	D,S	D,S
FC430	*	*	*	*	D,S	D,S	D,S

Dell OpenManage Systems Management tools for in-band and out-of-band access

Dell OpenManage Systems Management tools or utilities provide the necessary tools for remote or one-to-many group system management. These tools also consolidate the management applications used on management workstations.

- Dell Deployment Toolkit
- DRAC tools that include RACADM, VMCLI, and iVMCLI
- IPMI Tool in-Band
- BMC Management Utility and IPMI Tool Out-of-Band

Topics:

- [Supported Microsoft Windows Pre-installation Environment for Deployment Toolkit v5.1](#)
- [DRAC tools that include RACADM, VMCLI, and iVMCLI](#)
- [Supported Microsoft Windows Operating Systems for IPMITool In-Band](#)
- [Supported Linux Operating Systems for IPMITool In-Band](#)
- [Supported Microsoft Windows Operating Systems for IPMITool Out-of-Band](#)
- [Supported Linux Operating Systems for IPMITool Out-of-Band](#)
- [Supported Microsoft Windows Operating Systems for IPMITool BMU](#)
- [Supported Linux Operating Systems for IPMITool BMU](#)
- [Supported Virtualization Operating Systems for IPMITool BMU](#)

Supported Microsoft Windows Pre-installation Environment for Deployment Toolkit v5.1

The following table lists the supported Microsoft Windows pre-installation environment for Dell Deployment Tool kit (DTK).

Table 16. Supported Microsoft Windows Pre-installation Environment for Dell Deployment Tool kit (DTK)

	Windows Preinstallation Environment 5.1	Windows Preinstallation Environment 4.0	Windows Preinstallation Environment 3.0	Windows Preinstallation Environment 3.0
	(64-bit)	(64-bit)	(64-bit)	(32-bit)
DTK	X	X	X	X

DRAC tools that include RACADM, VMCLI, and iVMCLI

RACADM is a command-line utility that enables administrators to configure and replicate settings across multiple Dell remote access controllers (DRACs). The RACADM utility supports operations through the use of command-line parameters, switches, and a configuration file that contains all data required to configure a DRAC.

Supported Microsoft Windows Operating Systems for the RACADM Utility

The following table lists the supported Microsoft Windows operating systems for the RACADM utility.

An 'X' in the operating system column indicates support for the RACADM utility.

Legend for reference:

- MS-WS — Microsoft Windows Server
- MS-WSBS — Microsoft Windows Small Business Server
- MS-WSS — Microsoft Windows Storage Server
- MS-W-Vista — Microsoft Windows Vista
- MS-W-XP — Microsoft Windows XP
- MS-W 7.0 — Microsoft Windows 7.0
- F — Foundation Edition
- B — Basic
- Exp — Express
- WG — Workgroup
- Ess — Essentials Edition
- Std — Standard Edition
- Ent — Enterprise Edition
- DC — DataCenter Edition
- W — Web Edition

Table 17. Supported Microsoft Windows Operating Systems for RACADM

	MS-WS 2003 (32-bit)	MS-WS 2003 (64-bit)	MS-WS 2008 (32-bit and 64-bit)	MS-WS 2008 R2 (64-bit)	MS-W-XP (32-bit)	MS-W-Vista (32-bit and 64-bit)	MS W 7 (32-bit 64-bit)	MS-WS 2012	MS-WS 2012 R2
Service Pack	SP2	SP2	SP2	N/A	SP3	SP2	N/A	N/A	N/A
Remote RACADM	X	X	X	X	X	X	X	X	X
Local RACADM	X	X	X	X	N/A	N/A	N/A	X	X

Supported Linux Operating Systems for the RACADM Utility

The following table lists the supported Linux operating systems for the RACADM utility.

An 'X' in the operating system column indicates support for the RACADM utility.

Table 18. Supported Linux Operating Systems for RACADM

	SUSE Linux Enterprise Server 11 (64-bit)	Red Hat Enterprise Linux 5.9 (32-bit and 64-bit)	Red Hat Enterprise Linux 6.5 (64-bit)	Red Hat Enterprise Linux 7(64-bit)
Service Pack	SP3	N/A	N/A	N/A
Remote RACADM	X	X	X	X
Local RACADM	X	X	X	X

Supported Virtualization Operating Systems For The RACADM Utility

The following table lists the supported Virtualization operating systems for the RACADM utility.

An 'X' in the operating system column indicates support for the RACADM utility.

Table 19. Supported Virtualization Operating Systems for RACADM

	VMWare									Microsoft				Citrix	
	ESX 4.1 U3	ESXi 4.1 U3	ESXi 5.0 U1	ESXi 5.0 U3	ESXi 5.1 U2	ESXi 5.5 (Flash, HDD)	vSphere v4.1 U3	vSphere v5.0 U2	vSphere v5.1 U1	Hyper-V for Windows 2008	Hyper-V R2 SP1 for Windows 2008	Hyper-V for Windows 2012	Hyper-V for Windows 2012 R2	XenServer 6.1	XenServer 6.2
Remote RACADM	X	X	X	X	X	X	X	X	X	X	X	X	X	X	X
Local RACADM	X	X	N/A	X	N/A	X	X	X	X	X	X	X	X	X	X

Supported Microsoft Windows Operating Systems for VMCLI and iVMCLI

The following table lists the supported Microsoft Windows operating systems for VMCLI and iVMCLI.

An 'X' in the operating system column indicates support for the VMCLI and iVMCLI.

Table 20. Supported Microsoft Windows Operating Systems for VMCLI and iVMCLI

	Microsoft Windows Server 2008 (32-bit and 64-bit)	Microsoft Windows Server 2008 R2 (64-bit)	Microsoft Windows XP (32-bit)	Microsoft Windows Vista (32-bit)	Microsoft Windows Vista (64-bit)	Microsoft Windows 7.0 (32-bit)	Microsoft Windows 7.0 (64-bit)	Microsoft Windows Server 2012	Microsoft Windows Server 2012 R2
Service Pack	SP1/SP2	SP1/SP2	SP3	SP2	SP2				
VMCLI and iVMCLI	X	X	X	X	X	X	X	X	X

Supported Linux Operating Systems for the VMCLI and iVMCLI

The following table lists the supported Linux operating systems for VMCLI and iVMCLI.

An 'X' in the operating system column indicates support for the VMCLI and iVMCLI utility.

Table 21. Supported Linux Operating Systems for VMCLI and iVMCLI

	SUSE Linux Enterprise Server 10 SP3 (64-bit)	SUSE Linux Enterprise Server 10 SP4 (64-bit)	SUSE Linux Enterprise Server 11 SP1 (64-bit)	SUSE Linux Enterprise Server 11 SP2 (64-bit)	SUSE Linux Enterprise Server 11 SP3 (64-bit)	Red Hat Enterprise Linux 5.8 (32-bit and 64-bit)	Red Hat Enterprise Linux 5.9 (32-bit and 64-bit)	Red Hat Enterprise Linux 6.3 (64-bit)	Red Hat Enterprise Linux 6.4(64-bit)	Red Hat Enterprise Linux 6.5 (64-bit)	Red Hat Enterprise Linux 7 (64-bit)
VMCLI and iVMCLI	N/A	X	N/A	X	X	X	X	X	X	X	X

Supported Microsoft Windows Operating Systems for IPMITool In-Band

The following table lists the supported Windows operating systems for the IPMITool In-Band.

An 'X' in the operating system column indicates IPMITool in-band support.

Legend for reference:

- MS-WS — Microsoft Windows Server
- MS-WSBS — Microsoft Windows Small Business Server
- MS-WSS — Microsoft Windows Storage Server
- MS-W-Vista — Microsoft Windows Vista
- MS-W-XP — Microsoft Windows XP
- MS-W 7.0 — Microsoft Windows 7.0
- F — Foundation Edition
- B — Basic
- Exp — Express
- WG — Workgroup
- Ess — Essentials Edition
- Std — Standard Edition
- Ent — Enterprise Edition
- DC — DataCenter Edition
- W — Web Edition

Table 22. Supported Microsoft Windows Operating Systems for IPMITool In-Band

	MS-WS 2008 (32-bit and 64-bit)	MS-WS 2008 R2 (64-bit)	MS-W-XP (32-bit)	MS-W-XP (32-bit)	MS-W-XP (64-bit)	MS-W 7.0 (32-bit)	MS-W 7.0 (64-bit)	MS-WS 2012	MS-WS 2012 R2
Edition	SP1/SP2	SP1/SP2	SP3	SP2	SP2				
IPMITool	X	X	X					X	X
IPMITool In-Band	X	X	X	X	X	X	X	X	X

Supported Linux Operating Systems for IPMITool In-Band

The following table lists the supported Linux operating systems for the IPMITool In-Band.

An 'X' in the operating system column indicates IPMITool in-band support.

Table 23. Supported Linux Operating Systems for IPMITool In-Band

	SUSE Linux Enterprise Server 10 SP3 (64-bit)	SUSE Linux Enterprise Server 10 SP4 (64-bit)	SUSE Linux Enterprise Server 11 SP1 (64-bit)	SUSE Linux Enterprise Server 11 SP2 (64-bit)	SUSE Linux Enterprise Server 11 SP3 (64-bit)	Red Hat Enterprise Linux 5.8 (32-bit)	Red Hat Enterprise Linux 5.8 (64-bit)	Red Hat Enterprise Linux 5.9 (32-bit and 64-bit)	Red Hat Enterprise Linux 6.3 (64-bit)	Red Hat Enterprise Linux 6.4 (64-bit)	Red Hat Enterprise Linux 6.5 (64-bit)
IPMITool In-Band	X	X	X	X	X	X	x	X	X	X	X

Supported Microsoft Windows Operating Systems for IPMITool Out-of-Band

The following table lists the supported Microsoft Windows operating systems for IPMI Tool Out of Band

An 'X' in the operating system column indicates IPMI Tool out-of-band support.

Legend for reference:

- MS-WS — Microsoft Windows Server
- MS-WSBS — Microsoft Windows Small Business Server
- MS-WSS — Microsoft Windows Storage Server
- MS-W-Vista — Microsoft Windows Vista
- MS-W-XP — Microsoft Windows XP
- MS-W 7.0 — Microsoft Windows 7.0
- F — Foundation Edition
- B — Basic
- Exp — Express
- WG — Workgroup
- Ess — Essentials Edition
- Std — Standard Edition
- Ent — Enterprise Edition
- DC — DataCenter Edition
- W — Web Edition

Table 24. Supported Microsoft Windows Operating Systems for BMU and IPMI Tool Out-of- Band

	MS-WS 2008 (64-bit)	MS-WS 2008 R2 (64-bit)	MS-W- XP (32-bit)	MS-W- Vista (64-bit)	MS-W 7.0 (32-bit)	MS-W 7.0 (64-bit)	MS-WS 2012	MS-WS 2012 R2
Service Pack		SP1/SP2	SP3	SP2				
IPMITool Out-of-Band		X	X	X	X	X	X	X

Supported Linux Operating Systems for IPMITool Out-of-Band

The following table lists the supported Linux operating systems for the IPMITool Out-of-Band.

An 'X' in the operating system column indicates IPMITool.

Table 25. Supported Linux Operating Systems for IPMITool

	SUSE Linux Enterprise Server 10 SP3 (64-bit)	SUSE Linux Enterprise Server 10 SP4 (64-bit)	SUSE Linux Enterprise Server 11 SP1 (64-bit)	SUSE Linux Enterprise Server 11 SP2 (64-bit)	SUSE Linux Enterprise Server 11 SP3 (64-bit)	Red Hat Enterprise Linux 5.8 (32-bit)	Red Hat Enterprise Linux 5.8 (64-bit)	Red Hat Enterprise Linux 5.9 (32-bit)	Red Hat Enterprise Linux 5.9 (64-bit)	Red Hat Enterprise Linux 6.3 (64-bit)	Red Hat Enterprise Linux 6.4 (64-bit)	Red Hat Enterprise Linux 6.5 (64-bit)	Red Hat Enterprise Linux 7 (64-bit)
IPMITool Out-of-Band	X	X	X	X	X	X	X	X	X	X	X	X	X

Supported Microsoft Windows Operating Systems for IPMITool BMU

The following table lists the supported Microsoft Windows operating systems for the IPMI Tool.

An 'X' in the operating system column indicates IPMITool support.

Legend for reference:

- MS-WS — Microsoft Windows Server
- MS-WSBS — Microsoft Windows Small Business Server
- MS-WSS — Microsoft Windows Storage Server
- MS-W-Vista — Microsoft Windows Vista
- MS-W-XP — Microsoft Windows XP
- MS-W 7.0 — Microsoft Windows 7.0
- F — Foundation Edition
- B — Basic
- Exp — Express
- WG — Workgroup
- Ess — Essentials Edition
- Std — Standard Edition
- Ent — Enterprise Edition
- DC — DataCenter Edition
- W — Web Edition

Table 26. Supported Microsoft Windows Operating Systems for IPMITool

	MS-WS 2008 (32-bit and 64-bit)	MS-WS 2008 R2 (64-bit)	MS-W-XP (32-bit)	MS-W-Vista (32-bit)	MS-W-Vista (64-bit)	MS-W 7.0 (32-bit)	MS-W 7.0 (64-bit)	MS-WS 2012	MS-WS 2012 R2
Service Pack	SP1/SP2	SP1/SP2	SP3	SP2	SP2				
IPMITool	X	X	X	X	X	X	X	X	X

Supported Linux Operating Systems for IPMITool BMU

The following table lists the supported Linux operating systems for the IPMITool BMU.

An 'X' in the operating system column indicates BMU support.

Table 27. Supported Linux Operating Systems for IPMITool

	SUSE Linux Enterprise Server 10 SP3 (64-bit)	SUSE Linux Enterprise Server 10 SP4 (64-bit)	SUSE Linux Enterprise Server 11 SP1 (64-bit)	SUSE Linux Enterprise Server 11 SP2 (64-bit)	SUSE Linux Enterprise Server 11 SP3 (64-bit)	Red Hat Enterprise Linux 5.8 (32-bit)	Red Hat Enterprise Linux 5.8 (64-bit)	Red Hat Enterprise Linux 5.9 (32-bit)	Red Hat Enterprise Linux 5.9 (64-bit)	Red Hat Enterprise Linux 6.3 (64-bit)	Red Hat Enterprise Linux 6.4 (64-bit)	Red Hat Enterprise Linux 6.5 (64-bit)
IPMITool	X	x	X	X	X	X	x	X	X	X	X	X

Supported Virtualization Operating Systems for IPMITool BMU

The following table lists the supported Virtualization operating systems for the IPMITool.

An 'X' in the operating system column indicates IPMITool support.

Edition	VMware							Microsoft				Citrix	
	ESXi 5.0 U1	ESXi 5.0 U3	ESXi 5.1 U2	ESXi 5.5 (flash, HDD)	vSphere 4.1 U3	vSphere 5.0 U2	vSphere 5.1 U1	Hyper-V for Windows 2008	Hyper-V R2 SP1 for Windows 2008	Hyper-V for Windows 2012	Hyper-V for Windows 2012 R2	XenServer 6.1	XenServer 6.2
IPMITool	X	X	X	X	X	X	X	X	X	X	X	X	X

Network Interface Controllers and Supported Operating Systems

The drivers required for a Network Interface Card (NIC) depend on the operating system installed on your system.

The following table lists the NIC manufacturers and drivers version required for the supported operating systems in OpenManage 8.1.

Table 28. NIC Manufacturers and Drivers Required for Supported Operating Systems

NIC Product Name	Microsoft Windows		Red Hat Enterprise Linux				SUSE Linux Enterprise Server			
	Microsoft Windows 2008 Family	Microsoft Windows Server 2012 Family	6.3	6.4	6.5 (32-bit & 64-bit)	7	11 SP1 (64-bit)	11 SP2 (64-bit)	11 SP3 (64-bit)	12
Broadcom Family of Adapters	17.0.4	17.0.4	17.0.4	17.0.4	17.0.4	Input drivers	17.0.4	17.0.4	17.0.4	17.0.4
Intel Family of Adapters	16.5.0	16.5.0	Not Supported	15.0.0	16.5.0	16.5.0	Not Supported	Not Supported	16.5.0	16.5.0
QLogic FC & Classic CNAs Family of Adapters	5.3.29.801	5.3.29.801	5.0.29-4	5.0.29-4	5.3.62	5.3.62	5.0.29-4	5.0.29-4	5.3.62	5.3.62
QLogic formally Broadcom CNAs	19.0.0	19.0.0	19.0.0	19.0.0	19.0.0	19.0.0	19.0.0	19.0.0	19.0.0	19.0.0
Emulex Family of Adapters	08.02.31	08.02.31	Not Supported	08.01.16	08.02.31 (64-bit only)	08.02.31	Not Supported	Not Supported	08.02.31	08.02.31
Brocade Family of Adapters	3.2.3	3.2.3	3.2.3	3.2.3	3.2.3	3.2.3	3.2.3	3.2.3	3.2.3	3.2.3
Mellanox Family of Adapters (Ethernet only)	WinOF 4.90 (R2 only)	WinOF 4.90	Not Supported	MLNX OFED 2.4.1.0.0	MLNX OFED 2.4.1.0.0	Inbox drivers 2.4.1.0.0	Not Supported	Not Supported	MLNX OFED 2.4.1.0.0	MLNX OFED 2.4.1.0.0

RAID Controller Supported Servers, Operating Systems, Firmware, and Driver Versions

Starting with Dell OpenManage Server Administrator version 5.0, only the enhanced Storage Management Service is supported. The Storage Management Service allows you to configure and manage your storage devices from within Server Administrator.

NOTE: The Storage Management Service mentioned in this guide refers to the enhanced Storage Management Service. Server Administrator no longer supports the basic Storage Management Service (also known as Array Manager).

Most of the systems management releases support management of RAID controllers in the form of PERC cards, and some systems management releases also support SATA controllers. System administrators responsible for monitoring the compatibility of their systems' storage devices need a clear matrix that shows the elements that are compatible with a particular storage controller. Each storage controller version in turn supports a specific array of elements, including:

- Version of the Storage Management Service
- Dell system
- Firmware version number required for a particular controller
- Supported operating systems, where each operating system requires a specific driver

For more information on Storage Management Services see the Dell *OpenManage Server Administrator User's Guide* and the Dell *OpenManage Storage Management User's Guide* at dell.com/openmanagemanuals.

The following types of controllers are included in this section:

- The RAID controller card group contains the following controllers: SAS 6/iR Integrated, PERC 6/E Adapter, PERC 6/i Adapter, PERC 6/i Integrated, PERC 6/i Modular, PERC H200 Adapter, PERC H200 Integrated, PERC H200 Modular, PERC H700, PERC H710 Adapter, H710P Adapter, H710P Mini, PERC H800, PERC H810 Adapter, PERC H830 Adapter, PERC H830 Mini Monolithic, PERC H730 Adapter, PERC H730 Mini Monolithic, PERC H730P Adapter, PERC H730P Mini Monolithic, PERC H330 Adapter, PERC H330 Mini Monolithic, PERC H330 Embedded, S130, SAS 6/iR Adapter, and SAS 12Gbps HBA.

NOTE: The firmware and drivers listed in this section refer to the minimum supported version as of the publication date of this document. Later versions of the firmware and drivers may also be supported or required. For the most recent driver and firmware requirements, see dell.com/openmanagemanuals for the Storage Management Service.

Topics:

- [Linux Driver Included in RPM*](#)
- [PERC 6/i Adapter, Integrated, and Modular](#)
- [PERC 6/E Adapter](#)
- [SAS 6/iR Integrated and Adapter](#)
- [SAS 6/int Modular](#)
- [SAS 6 Gbps HBA](#)
- [LSI Logic 1020/1030 Ultra320 SCSI Adapter](#)
- [PERC H700 Adapter, Integrated, and Modular](#)
- [PERC H800 Adapter](#)
- [PERC H830 Adapter, Mini Monolithic](#)
- [PERC H200 Adapter, Integrated, and Modular](#)
- [PERC H310 Adapter, Mini Blade, and Mini Monolithic](#)
- [PERC H330 Adapter, Mini Monolithic, Embedded](#)
- [PERC H710 Adapter, Mini Blade, and Mini Monolithic](#)
- [PERC H710P Adapter, Mini Blade, and Mini Monolithic](#)
- [PERC H730 Adapter](#)
- [PERC H730P Adapter](#)
- [PERC H810 Adapter](#)

- PERC S100
- PERC S110
- PERC S300
- Dell PowerEdge PCIe Express Flash SSD
- SAS 12Gbps HBA
- Internal Tape Adapter

Linux Driver Included in RPM*

The 1.1.4 Linux driver is included in RPM 2302 (Red Hat Package Manager 2302).

PERC 6/i Adapter, Integrated, and Modular

The PERC 6/i Adapter supports the following Dell PowerEdge systems: R410, R905, T300, and T605.

The PERC 6/i Integrated supports the following Dell PowerEdge systems: T410, T710, T310, R310, R210, R220, T110, R510, R810, R910, M910, R715, R815, R415, R515, R805, R900, T610, R410, R610, R710, M610, and M710.

The PERC 6/i Modular supports the following Dell PowerEdge systems: R610, R710, T610, R410, T410, M610, M710, T710, T310, R310, R210, R220, T110, R510, R810, R910, M910, R715, R815, R415, R515, R805, and R900.

The following tables list the other elements supported by the PERC 6/i Integrated and Adapter.

Table 29. Storage Management Service Supported Elements: PERC 6/i Adapter, Integrated and Modular

Storage Management Service version	Server Administrator Version	PERC Firmware Version	Windows Server 2008 32-bit Driver	Windows Server 2008 64-bit Driver	Windows Server 2008 R2 Driver	Windows Server 2012 Driver
5.0.1	8.1	6.3.3-0002	2.24.0.32	2.24.0.64	4.5.0.64	Native

Windows Server 2012 Driver R2	Red Hat Enterprise Linux 6.5 Driver	Red Hat Enterprise Linux 7 Driver	SUSE Linux Enterprise Server 11 SP3 Driver	SUSE Linux Enterprise Server 12 Driver
Native	Native	Native	Native	Native

PERC 6/E Adapter

The PERC 6/E Adapter supports the following Dell PowerEdge systems: R200, R220, R300, R805, R900, R905, T300, T610, R410, R610, R710, T410, M610, M710, T710, T310, R310, R210, T110, R510, R810, R910, M910, R715, R815, R415, and R515.

The PERC 6/E Adapter supports the following Dell Storage systems: MD1000 and MD1120.

The PERC 6/E Adapter supports six storage enclosures.

The following tables list the other elements supported by the PERC 6/E Adapter.

Table 30. Storage Management Service Supported Elements: PERC 6/E Adapter

Storage Management Service Version	Server Administrator Version	PERC Firmware Version	Windows Server 2008 32-bit Driver	Windows Server 2008 64-bit Driver	Windows Server 2008 R2 Driver	Windows Server 2012 Driver
5.0.1	8.1	6.3.3-0002	2.24.0.32	2.24.0.64	4.5.0.64	Native

Windows Server 2012 Driver R2	Red Hat Enterprise Linux 6.5 Driver	Red Hat Enterprise Linux 7 Driver	SUSE Linux Enterprise Server 11 SP3 Driver	SUSE Linux Enterprise Server 12 Driver
Native	Native	Native	Native	Native

SAS 6/iR Integrated and Adapter

The SAS 6/iR Integrated supports the following Dell PowerEdge systems: R805, R900, M600, M605, M805, M905, T610, R410, R610, R710, M610, M710, R610, R710, T610, R410, T410, M610, M710, T710, T310, R310, R210, R220, T110, R510, R810, R910, M910, R715, R815, R415, and R515.

The SAS 6/iR Adapter supports the following Dell PowerEdge systems: R200, R300, R410, T105, T300, R905, T100, and T605.

The following tables list the other elements supported by the SAS 6/iR Integrated and Adapter.

Table 31. Storage Management Service Supported Elements: SAS 6/iR Integrated and Adapter

Storage Management Service Version	Server Administrator Version	SAS Firmware/BIOS Version	Windows Server 2008 Driver	Windows Server 2008 R2 Driver	Windows Server 2012 Driver
5.0.1	8.1	00.25.47.00/ 06.22.03.00	1.28.03.01 (32-bit) 1.28.03.01 (64-bit)	1.28.03.52	Native

Windows Server 2012 Driver R2	Red Hat Enterprise Linux 6.5 Driver	Red Hat Enterprise Linux 7 Driver	SUSE Linux Enterprise Server 11 SP3 Driver	SUSE Linux Enterprise Server 12
Native	Native	Native	Native	Native

SAS 6/int Modular

The following tables list the elements supported by the SAS 6/iR Integrated and Adapter.

Table 32. Storage Management Service Supported Elements: SAS 6/int Modular

Storage Management Service version	Server Administrator Version	SAS Firmware/BIOS Version
5.0.1	8.1	00.25.47.00/06.22.03.00

Windows Server 2008 Driver	Windows Server 2008 R2 Driver	Windows Server 2012 Driver	Windows Server 2012 Driver R2	Red Hat Enterprise Linux 5.9 Driver	Red Hat Enterprise Linux 6.5 Driver	Red Hat Enterprise Linux 7 Driver	SUSE Linux Enterprise Server 10 SP4 Driver	SUSE Linux Enterprise Server 11 SP3 64-bit Driver	SUSE Linux Enterprise Server 12 64-bit Driver
1.28.03.01 (32-bit) 1.28.03.01 (64-bit)	1.28.03.52	Native	Native	Native	Native	Native	Native	Native	Native

SAS 6 Gbps HBA

The SAS 6 Gbps HBA supports the following Dell PowerEdge systems: R805, R900, M600, M605, M805, M905, T610, R410, R610, R710, M610, M710, R200, R220, R300, R410, T105, T300, R905, T100, and T605.

The following tables list the other elements supported by the SAS 6 Gbps HBA.

Table 33. Storage Management Service Supported Elements: SAS 6 Gbps HBA

Storage Management Service version	Server Administrator Version	SAS Firmware/BIOS Version	Windows Server 2008 32-bit Driver	Windows Server 2008 64-bit Driver	Windows Server 2008 R2 Driver	Windows Server 2012 Driver
5.0.1	8.1	07.03.06.00	2.0.35.10	2.0.35.10	2.0.35.10	Native

Windows Server 2012 Driver R2	Red Hat Enterprise Linux 6.5 Driver	Red Hat Enterprise Linux 7 Driver	SUSE Linux Enterprise Server 11 SP3 Driver	SUSE Linux Enterprise Server 12 Driver
Native	Native	Native	Native	Native

LSI Logic 1020/1030 Ultra320 SCSI Adapter

LSI Logic 1020/1030 Ultra320 SCSI adapter supports the following Dell PowerEdge systems: R200, R220, R300, R900, R805, R905, T100, T105, T300, and T605.

The following tables list the other elements supported by LSI Logic 1020/1030 Ultra320 SCSI adapter.

Table 34. Storage Management Service Supported Elements: LSI Logic 1020/1030 Ultra320 SCSI Adapter

Storage Management Service version	Server Administrator Version	PERC Firmware/BIOS Version
5.0.1	8.1	1.03.27.00.5.10.08.00.12

Windows 2008 R2 SP1	Windows 2012 Driver	Windows 2012 Driver R2	Red Hat Enterprise Linux 6.5 Driver	Red Hat Enterprise Linux 7 Driver	SUSE Linux Enterprise Server 11 SP3 Driver	SUSE Linux Enterprise Server 12 Driver
Native	Not Applicable	Not Applicable	Native	Native	Native	Native

PERC H700 Adapter, Integrated, and Modular

The PERC H700 Adapter supports the following Dell PowerEdge systems: R220, R310, R410, R320, R420, R520, T310, T320, T410 and T420.

The PERC H700 Adapter supports the following Dell PowerVault system: PowerVault NX300.

The PERC H700 Integrated supports the following Dell PowerEdge systems: R710, R815, R715, R510, T610, R610, T710, R410, T410, M610, M710, T310, R310, R210, R220, T110, R810, R910, M910, R415, and R515.

The PERC H700 Modular supports the following Dell PowerEdge systems: M610 and M710.

The following tables list the other elements supported by the PERC H700 Integrated and Adapter.

Table 35. Dell OpenManage Supported Elements: PERC H700 Adapter, Integrated, and Modular

Storage Management Service Version	Server Administrator Version	PERC Firmware Version	Windows Server 2008 32-bit Driver	Windows Server 2008 64-bit Driver	Windows Server 2008 R2 Driver	Windows Server 2012 Driver	Windows Server 2012 Driver R2
5.0.1	8.1	12.10.6-0001	4.31.1.32	4.31.1.64	4.31.1.64	5.2.220.32	5.2.220.64

Red Hat Enterprise Linux 6.5	Red Hat Enterprise Linux 7	SUSE Linux Enterprise Server 11 SP3 Driver	SUSE Linux Enterprise Server 12 Driver	VMware ESXi 5.x	VMware ESXi 6.0
Native	Native	Native	Native	Native	Native

PERC H800 Adapter

The PERC H800 Adapter supports the following Dell PowerEdge systems: R220, R320, R420, R520, R710, R815, T410, R715, R210, R510, T310, R310, T320, T420, T610, R610, R410, and T710.

The PERC H800 Adapter supports the following Dell Storage systems: MD1200 and MD1220.

The PERC H800 Adapter supports eight storage devices.

The following tables list the other elements supported by the PERC H800 Adapter.

Table 36. Dell OpenManage Supported Elements: PERC H800 Adapter

Storage Management Service version	Server Administrator Version	PERC Firmware Version	Windows Server 2008 32-bit Driver	Windows Server 2008 64-bit Driver	Windows Server 2008 R2 Driver	Windows Server 2012 Driver
5.0.1	8.1	12.10.5-0001	6.801.5.0	6.801.5.0	6.801.5.0	6.801.5.0
Windows Server 2012 Driver R2	Red Hat Enterprise Linux 6.5	Red Hat Enterprise Linux 7	SUSE Linux Enterprise Server 11 SP3 Driver	SUSE Linux Enterprise Server 12 Driver		
6.801.5.0	Native	Native	Native	Native		

PERC H830 Adapter, Mini Monolithic

The PERC H830 Adapter, Mini Monolithic support the following Dell PowerEdge systems: R430, R530, R,630, R730, R7910, R730 XD, T430, T630, M630, M830, FC430, FC630, FC830 and C4130.

The following tables list the other elements supported by the PERC H830 Adapter, Mini Monolithic controllers.

Table 37. Dell OpenManage supported elements: PERC H830 Adapter, Mini Monolithic

Storage Management Service version	Server Administrator Version	PERC Firmware Version	Windows Server 2008 SP1 R2 (64-bit)	Windows Server 2012 (64-bit)
5.0.1	8.1	25.2.2.0004	6.602.07.00	6.602.07.00
Windows Server 2012 Driver R2 (64-bit)	Red Hat Enterprise Linux 6.5	Red Hat Enterprise Linux 7.0	SUSE Linux Enterprise Server 11 SP3 Driver	SUSE Linux Enterprise Server 12 Driver
6.602.07.00	6.901.04.00	Native	6.901.04.00	6.901.04.00

PERC H200 Adapter, Integrated, and Modular

The PERC H200 Adapter supports the following Dell PowerEdge systems: T410, R210, R220, T110, T310, R310, T610, R410, and T710.

The PERC H200 Integrated supports the following Dell PowerEdge systems: R220, R710, R815, R715, R510, T610, R610, and T710.

The PERC H200 Modular supports the following Dell PowerEdge systems: M710 and M610.

The following tables list the other elements supported by the PERC H200 Modular controllers.

Table 38. Dell OpenManage Supported Elements: PERC H200 Adapter, Integrated and Modular

Storage Management Service version	Server Administrator Version	PERC Firmware Version	Windows Server 2008 32-bit Driver	Windows Server 2008 64-bit Driver	Windows Server 2008 R2 Driver	Windows Server 2012 Driver
5.0.1	8.1	07.03.06.00	2.0.35.10	2.0.35.10	2.0.35.10	Native
Red Hat Enterprise Linux 6.5 Driver	SUSE Linux Enterprise Server 11 SP3 Driver		SUSE Linux Enterprise Server 12 Driver			
Native	Native		Native			

PERC H310 Adapter, Mini Blade, and Mini Monolithic

The PERC H310 Adapter, Mini Blade, and Mini Monolithic support the following Dell PowerEdge systems: R620, R720, R720XD, M520, M620, R820, R220, R320, R420, R520, T320, T420 and T620.

The following tables list the other elements supported by the PERC H310 Adapter, Mini Blade, and Mini Monolithic controllers.

Table 39. Dell OpenManage Supported Elements: PERC H310 Adapter, Mini Blade, and Mini Monolithic

Storage Management Service version	Server Administrator Version	PERC Firmware Version	Windows Server 2008 32-bit Driver	Windows Server 2008 64-bit Driver	Windows Server 2008 R2 Driver	Windows Server 2012 Driver
5.0.1	8.1	20.12.0-0004	5.1.118.32	5.1.118.32	5.1.118.32	5.2.220.64

Windows Server 2012 R2 Driver	Red Hat Enterprise Linux 6.5 Driver	Red Hat Enterprise Linux 7 Driver	SUSE Linux Enterprise Server 11 SP3 64-bit Driver	SUSE Linux Enterprise Server 12 Driver	VMware ESXi 5.x	VMware ESXi 6.0
5.2.220.64	Native	Native	Native	Native	Native	Native

PERC H330 Adapter, Mini Monolithic, Embedded

The PERC H330 Adapter, Mini Monolithic, Embedded support the following Dell PowerEdge system: C4130 version 1.0.

The following tables list the other elements supported by the PERC H330 Adapter, Mini Monolithic, Embedded controllers.

Table 40. Dell OpenManage supported elements: PERC H330 Adapter, Mini Monolithic, Embedded

Storage Management Service version	Server Administrator Version	PERC Firmware Version	Windows Server 2008 SP1 R2 (64-bit)	Windows Server 2012 (64-bit)
5.0.1	8.1	25.2.2.004	6.602.07.00	6.602.07.00

Windows Server 2012 Driver R2 (64-bit)	Red Hat Enterprise Linux 6.5	Red Hat Enterprise Linux 7.0	SUSE Linux Enterprise Server 11 SP3 Driver	SUSE Linux Enterprise Server 12 Driver
6.602.07.00	6.901.04.00	Native	6.901.04.00	6.901.04.00

PERC H710 Adapter, Mini Blade, and Mini Monolithic

The PERC H710 Adapter, Mini Blade, and Mini Monolithic support the following Dell PowerEdge systems: R620, R720, R720XD, M520, M620, R220, R320, R420, R520, T320, T420 and T620.

The following tables list the other elements supported by the PERC H710 Adapter, Mini Blade, and Mini Monolithic controllers.

Table 41. Dell OpenManage Supported Elements: PERC H710 Adapter, Mini Blade and Mini Monolithic

Storage Management Service version	Server Administrator Version	PERC Firmware Version	Windows Server 2008 32-bit Driver	Windows Server 2008 64-bit Driver	Windows Server 2008 R2 Driver	Windows Server 2012 Driver
5.0.1	8.1	21.2.0-0007	5.1.118.32	5.1.118.64	5.1.118.64	5.2.220.64

Windows Server 2012 R2 Driver	Red Hat Enterprise Linux 6.5	Red Hat Enterprise Linux 7	SUSE Linux Enterprise Server 11 SP3 Driver
5.2.220.32	Native	Native	Native

PERC H710P Adapter, Mini Blade, and Mini Monolithic

The PERC H710P Adapter, Mini Blade, and Mini Monolithic support the following Dell PowerEdge systems: R620, R720, R720XD, R820, M520, M620, R220, R320, R420, R520, T320, T420 and T620.

The following tables list the other elements supported by the PERC H710P Adapter, Mini Blade, and Mini Monolithic controllers.

Table 42. Dell OpenManage Supported Elements: PERC H710P Adapter, Mini Blade, and Mini Monolithic

Storage Management Service version	Server Administrator Version	PERC Firmware Version	Windows Server 2008 32-bit Driver	Windows Server 2008 64-bit Driver	Windows Server 2008 R2 Driver	Windows Server 2012 Driver
5.0.1	8.1	21.2.0-0007	5.1.118.32	5.1.118.64	5.2.220.64	5.2.220.32

Windows Server 2012 R2 Driver	Red Hat Enterprise Linux 6.5	Red Hat Enterprise Linux 7	SUSE Linux Enterprise Server 11 SP3 Driver	SUSE Linux Enterprise Server 12 Driver	VMware ESXi 5.x	VMware ESXi 6.0
5.2.220.32	Native	Native	Native	Native	Native	Native

PERC H730 Adapter

The PERC H730 controller supports the following Dell PowerEdge systems: R210, R210 II, R220, R310, R410, R510, T110, T110 II, T310, and T410.

The following tables list the other elements supported by the PERC H730 controller.

Table 43. Dell OpenManage Supported Elements: PERC H730

Storage Management Service version	Server Administrator Version	PERC Firmware Version	Windows Server 2008 32-bit Driver	Windows Server 2008 64-bit Driver	Windows Server 2008 R2 Driver	Windows Server 2012 Driver
5.0.1	8.1	25.2.20.0002	6.602.07.00	6.602.07.00	6.602.07.00	6.602.07.00

Windows Server 2012 Driver R2	Red Hat Enterprise Linux 6.5	Red Hat Enterprise Linux 7	SUSE Linux Enterprise Server 11 SP3 Driver	SUSE Linux Enterprise Server 12 Driver	VMware ESXi 5.x	VMware ESXi 6.0
6.600.55.00	Native	Native	06.602.03.00	Native	Native	Native

PERC H730P Adapter

The PERC H730P controller supports the following Dell PowerEdge systems: R210, R210 II, R220, R310, R410, R510, T110, T110 II, T310, and T410.

The following tables list the other elements supported by the PERC H730P controller.

Table 44. Dell OpenManage Supported Elements: PERC H730P

Storage Management Service version	Server Administrator Version	PERC Firmware Version	Windows Server 2008 32-bit Driver	Windows Server 2008 64-bit Driver	Windows Server 2008 R2 Driver	Windows Server 2012 Driver
5.0.1	8.1	25.2.2.0004	6.600.55.00	6.600.55.00	6.600.55.00	6.600.55.00

Windows Server 2012 Driver R2	Red Hat Enterprise Linux 6.5	Red Hat Enterprise Linux 7	SUSE Linux Enterprise Server 10 SP4 Driver	SUSE Linux Enterprise Server 11 SP3 Driver	SUSE Linux Enterprise Server 12 Driver
6.600.55.00	Native	Native	06.602.03.00	06.602.03.00	06.602.03.00

PERC H810 Adapter

The PERC H810 Adapter supports the following Dell PowerEdge systems: R620, R720, R720XD, R820, M620, R220, R320, R420, R520, T320, T420 and T620.

The following tables list the other elements supported by the PERC H810 Adapter controller.

Table 45. Dell Dell OpenManage Supported Elements: PERC H810 Adapter

Storage Management Service version	Server Administrator Version	PERC Firmware Version	Windows Server 2008 32-bit Driver	Windows Server 2008 64-bit Driver	Windows Server 2008 R2 Driver	Windows Server 2012 Driver
5.0.1	8.1	21.2.0-0007	5.1.118.32	5.1.118.64	5.1.118.64	5.2.220.64

Windows Server 2012 Driver R2	Red Hat Enterprise Linux 6.5	Red Hat Enterprise Linux 7	SUSE Linux Enterprise Server 11 SP3 Driver	SUSE Linux Enterprise Server 12 Driver	VMware ESXi 5.x	VMware ESXi 6.0
6.801.5.0	Native	Native	Native	Native	Native	Native

PERC S100

The PERC S100 controller supports the following Dell PowerEdge systems: R210, R210 II, R220, R310, R410, R510, R920, T110, T110 II, T310, and T410.

The following tables list the other elements supported by the PERC S100 controller.

Table 46. Dell OpenManage Supported Elements: PERC S100

Storage Management Service version	Server Administrator Version	PERC Firmware Version	Windows Server 2008 32-bit Driver	Windows Server 2008 64-bit Driver	Windows Server 2008 R2 Driver	Windows Server 2012 Driver
5.0.1	8.1	2.0.0-0162	2.0.0-0162	2.0.0-0162	2.0.0-0162	Not Applicable

Windows Server 2012 Driver R2	Red Hat Enterprise Linux 6.5	SUSE Linux Enterprise Server 11 SP3 Driver
Not Applicable	Native	Native

PERC S110

The PERC S110 controller supports the following Dell PowerEdge systems: M520, M620, R220, R320, R420, R520, R620, R720, T320, T420, and T620

The following tables list the other elements supported by the PERC S110 controller.

Table 47. Dell OpenManage Supported Elements: PERC S110

Storage Management Service version	Server Administrator Version	PERC Firmware Version	Windows Server 2008 32-bit Driver	Windows Server 2008 64-bit Driver	Windows Server 2008 R2 Driver	Windows Server 2012 Driver
5.0.1	8.1	3.0.0.0139	3.0.0.0134	3.0.0.0134	3.0.0.0134	Not Applicable

Windows Server 2012 Driver R2
Not Applicable

PERC S300

The PERC S300 controller supports the following Dell PowerEdge systems: R210, R210 II, R220, R310, R410, R415, R510, R515, T110, T110 II, T310, and T410

The following tables list the other elements supported by the PERC S300 controller.

Table 48. Dell OpenManage Supported Elements: PERC S300

Storage Management Service version	Server Administrator Version	PERC Firmware Version	Windows Server 2008 32-bit Driver	Windows Server 2008 64-bit Driver	Windows Server 2008 R2 Driver	Windows Server 2012 Driver
5.0.1	8.1	2.0.0-0166+001 93000	2.0.0-0162	2.0.0-0162	2.0.0-0162	Native

Windows Server 2012 Driver R2
Native

Dell PowerEdge PCIe Express Flash SSD

The Dell PowerEdge PCIe Express Flash SSD supports the following Dell PowerEdge systems: R620, R720, R820, M620, M820, and T620

The following tables list the other elements supported by the Dell PowerEdge PCIe Express Flash solid-state storage devices.

Table 49. Dell OpenManage Supported Elements: Dell PowerEdge PCIe Express Flash SSD

Storage Management Service version	Server Administrator Version	PERC Firmware Version	Windows Server 2008 32-bit Driver	Windows Server 2008 64-bit Driver	Windows Server 2008 R2 Driver	Windows Server 2012 Driver
5.0.1	8.1	B1442808	Not Supported	Not Supported	6.27.1.8	Native

Windows Server 2012 Driver R2	Red Hat Enterprise Linux 6.5 Driver	SUSE Linux Enterprise Server 11 SP3 Driver
Native	1.2.32-1	1.2.32-1

SAS 12Gbps HBA

The SAS 12Gbps HBA supports the Dell Storage MD1400 and MD1420 Enclosures.

The SAS 12Gbps HBA supports the following Dell PowerEdge systems: R430, R530, T430, M630, FC630, and C4130.

The following tables list the other elements supported by the SAS 12Gbps HBA.

Table 50. Storage Management Service supported elements: SAS 12Gbps HBA

Storage Management Service version	Server Administrator Version	PERC Firmware Version	Windows Server 2008 SP1 R2 (64-bit)	Windows Server 2012 (64-bit)
5.0.1	8.1	3.09.00.00	2.50.75.01	2.50.75.01

Windows Server 2012 Driver R2 (64-bit)	Red Hat Enterprise Linux 6.5	Red Hat Enterprise Linux 7.0	SUSE Linux Enterprise Server 11 SP3 Driver
2.50.75.01	4.00.01.00	Native	4.00.01.00

Internal Tape Adapter

The Internal Tape Adapter supports the following Dell PowerEdge systems: T620, T320, and T420.

The following tables list the other elements supported by the Internal Tape Adapter.

The Internal Tape Adapter supports the following Tape Drives: LTO3-080 for IBM ULTRIUM-HH3, LTO4-120 for IBM ULTRIUM-HH4, LTO5-140 for IBM ULTRIUM-HH5 and LTO6-200 for IBM ULTRIUM-HH6.

Table 51. Dell OpenManage Supported Elements: Internal Tape Adapter

Storage Management Service version	Server Administrator Version	PERC Firmware Version	Windows Server 2008 32-bit Driver	Windows Server 2008 64-bit Driver	Windows Server 2008 R2 Driver	Windows Server 2012 Driver	Windows Server 2012 R2 Driver
5.0.1	8.1	07.03.06.00	2.0.35.10	2.0.35.10	2.0.35.10	Native	Native

Red Hat Enterprise Linux 6.5 Driver	SUSE Linux Enterprise Server 11 SP3 Driver
Native	Native