

# Dell EMC OpenManage Enterprise Version 3.6.1

## Support Matrix

## Notes, cautions, and warnings

 **NOTE:** A NOTE indicates important information that helps you make better use of your product.

 **CAUTION:** A CAUTION indicates either potential damage to hardware or loss of data and tells you how to avoid the problem.

 **WARNING:** A WARNING indicates a potential for property damage, personal injury, or death.

# Introduction

OpenManage Enterprise is a systems management and monitoring web application delivered as a virtual appliance. It provides a comprehensive view of the Dell EMC servers, chassis, storage, and network switches on the enterprise network. With OpenManage Enterprise, a web-based one-to-many systems management application, users can:

- Discover devices in a data center environment.
- View hardware inventory and monitor health of devices.
- View and manage alerts received by the appliance and configure alert policies.
- Monitor firmware / driver versions and Manage firmware / driver updates on devices with firmware baselines.
- Manage remote tasks (such as power control) on devices.
- Manage configuration settings across devices using deployment templates.
- Manage virtual identity settings across devices using intelligent identity pools.
- Detect and remediate configuration deviations across devices using configuration baselines.
- Retrieve and monitor warranty information for devices.
- Group devices into static or dynamic groups.
- Create and manage OpenManage Enterprise users.


## NOTE:

- OpenManage Enterprise's system management and monitoring is best suited for enterprise LANs and is not recommended for usage over WANs.

## Topics:

- [Supported agents and interfaces](#)
- [Supported devices](#)
- [Supported hypervisors on management stations](#)
- [Supported operating systems for in-band device management](#)
- [Supported browsers](#)
- [Supported plugins](#)
- [Minimum recommended hardware](#)
- [Contacting Dell](#)

## Supported agents and interfaces

-  **NOTE:** For more information about the agents and interfaces that are listed, see their respective product documentation available on the support site.

**Table 1. Agents and interfaces supported by OpenManage Enterprise version 3.6.1**

Dell EMC system agents and interfaces	Supported version
Dell Chassis Management Controller (CMC)	<ul style="list-style-type: none"> <li>• <b>PowerEdge M1000e chassis</b>— 6.20 and later versions.</li> <li>• <b>PowerEdge VRTX chassis</b> — 3.21 and later versions.</li> <li>• <b>PowerEdge FX2 and FX2s sleds</b> — 2.21 and later versions.</li> </ul>
Dell EMC OpenManage Enterprise—Modular	For the <b>PowerEdge MX7000 chassis</b> —1.2 and later versions.
iDRAC9	All <b>YX4X (14G) and YX5X (15G) PowerEdge servers</b> : <ul style="list-style-type: none"> <li>• iDRAC 4.20.xx.xx</li> <li>• iDRAC 4.40.xx.xx</li> </ul>

**Table 1. Agents and interfaces supported by OpenManage Enterprise version 3.6.1 (continued)**

Dell EMC system agents and interfaces	Supported version
iDRAC7 and iDRAC8	All <b>YX3X (13G) and YX2X (12G) PowerEdge servers</b> : <ul style="list-style-type: none"> <li>iDRAC 2.70.xx.xx</li> <li>iDRAC 2.75.xx.xx</li> </ul> ⓘ <b>NOTE:</b> Ensure that Express or Enterprise licenses are available to perform firmware updates.
iDRAC6	All <b>YX1X (11G) PowerEdge servers</b> : For the monolithic systems — 1.98 and later versions. For the modular systems — 3.65 and later versions.
Dell EMC Repository Manager	3.0 and later versions
Networking OS	9.13.0.0, 9.14.0.0, 10.5.0.0 and later versions, except for: <ul style="list-style-type: none"> <li><b>Dell Networking Z9000</b> — 9.7P19 and later versions.</li> <li><b>Networking OS switches MX5108N, MX9116N</b> — minimum firmware version 10.5 (OS 10).</li> </ul> ⓘ <b>NOTE:</b> For a complete list of supported networking devices, refer to the <a href="#">Supported Dell Networking devices—previously Dell Force10 devices</a> on page 12.

## Supported devices

### Supported Dell EMC PowerEdge servers

ⓘ **NOTE:** In the PowerEdge server name format YXXX; 'Y' denotes alphabets, for example M, MX, R, or T, and 'X' denotes numbers.

The following table lists the supported PowerEdge servers.

**Table 2. Supported PowerEdge servers**

PowerEdge servers	Supported OpenManage Enterprise features			
	Discovery and inventory	Monitoring and device alerts	Managing device firmware	Managing device configurations and deployment
<b>YX1X systems</b>				
ⓘ <b>NOTE:</b> The appliance reports the Health status for the monitored 11G Servers with iDRAC6 as <b>Unknown</b> . This is due to the limited capability of the iDRAC6.				
PowerEdge R210 II	Yes	Yes	No	No
PowerEdge R515	Yes	Yes	No	No
PowerEdge R815	Yes	Yes	No	No
PowerEdge R415	Yes	Yes	No	No
PowerEdge R715	Yes	Yes	No	No
PowerEdge T110 II	Yes	Yes	No	No
PowerEdge M915	Yes	Yes	No	No
<b>YX2X systems</b>				
PowerEdge M420	Yes	Yes	Yes	Yes

**Table 2. Supported PowerEdge servers (continued)**

PowerEdge servers	Supported OpenManage Enterprise features			
	Discovery and inventory	Monitoring and device alerts	Managing device firmware	Managing device configurations and deployment
PowerEdge M520	Yes	Yes	Yes	Yes
PowerEdge M620	Yes	Yes	Yes	Yes
PowerEdge M820	Yes	Yes	Yes	Yes
PowerEdge R220	Yes	Yes	Yes	Yes
PowerEdge R320	Yes	Yes	Yes	Yes
PowerEdge R420	Yes	Yes	Yes	Yes
PowerEdge R520	Yes	Yes	Yes	Yes
PowerEdge R620	Yes	Yes	Yes	Yes
PowerEdge R720	Yes	Yes	Yes	Yes
PowerEdge R720xd	Yes	Yes	Yes	Yes
PowerEdge R820	Yes	Yes	Yes	Yes
PowerEdge R920	Yes	Yes	Yes	Yes
PowerEdge T320	Yes	Yes	Yes	Yes
PowerEdge T420	Yes	Yes	Yes	Yes
PowerEdge T620	Yes	Yes	Yes	Yes
PowerEdge FC420	Yes	Yes	Yes	Yes
PowerEdge FC620	Yes	Yes	Yes	Yes
PowerEdge FM120x4	Yes	Yes	Yes	Yes
<b>YX3X systems</b>				
PowerEdge M630	Yes	Yes	Yes	Yes
PowerEdge M830	Yes	Yes	Yes	Yes
PowerEdge T130	Yes	Yes	Yes	Yes
PowerEdge T330	Yes	Yes	Yes	Yes
PowerEdge T430	Yes	Yes	Yes	Yes
PowerEdge T630	Yes	Yes	Yes	Yes
PowerEdge R230	Yes	Yes	Yes	Yes
PowerEdge R330	Yes	Yes	Yes	Yes
PowerEdge R430	Yes	Yes	Yes	Yes
PowerEdge R530	Yes	Yes	Yes	Yes
PowerEdge R530xd	Yes	Yes	Yes	Yes
PowerEdge R630	Yes	Yes	Yes	Yes
PowerEdge R730	Yes	Yes	Yes	Yes
PowerEdge R730xd	Yes	Yes	Yes	Yes
PowerEdge R830	Yes	Yes	Yes	Yes
PowerEdge R930	Yes	Yes	Yes	Yes

**Table 2. Supported PowerEdge servers (continued)**


PowerEdge servers	Supported OpenManage Enterprise features			
	Discovery and inventory	Monitoring and device alerts	Managing device firmware	Managing device configurations and deployment
PowerEdge FC430	Yes	Yes	Yes	Yes
PowerEdge FC630	Yes	Yes	Yes	Yes
PowerEdge FC830	Yes	Yes	Yes	Yes
<b>YX4X systems</b>				
PowerEdge M640	Yes	Yes	Yes	Yes
PowerEdge R240	Yes	Yes	Yes	Yes
PowerEdge R340	Yes	Yes	Yes	Yes
PowerEdge R440	Yes	Yes	Yes	Yes
PowerEdge R540	Yes	Yes	Yes	Yes
PowerEdge R640	Yes	Yes	Yes	Yes
PowerEdge R6415	Yes	Yes	Yes	Yes
PowerEdge R740	Yes	Yes	Yes	Yes
PowerEdge R740xd	Yes	Yes	Yes	Yes
PowerEdge R740xd2	Yes	Yes	Yes	Yes
PowerEdge R7415	Yes	Yes	Yes	Yes
PowerEdge R7425	Yes	Yes	Yes	Yes
PowerEdge R840	Yes	Yes	Yes	Yes
PowerEdge R940	Yes	Yes	Yes	Yes
PowerEdge R940XA	Yes	Yes	Yes	Yes
PowerEdge T140	Yes	Yes	Yes	Yes
PowerEdge T340	Yes	Yes	Yes	Yes
PowerEdge T440	Yes	Yes	Yes	Yes
PowerEdge T640	Yes	Yes	Yes	Yes
PowerEdge FC640	Yes	Yes	Yes	Yes
PowerEdge MX740c	Yes	Yes	Yes	Yes
PowerEdge MX840c	Yes	Yes	Yes	Yes
<b>YX5X systems</b>				
PowerEdge R6515	Yes	Yes	Yes	Yes
PowerEdge R6525	Yes	Yes	Yes	Yes
PowerEdge R7515	Yes	Yes	Yes	Yes
PowerEdge R7525	Yes	Yes	Yes	Yes
PowerEdge R650*	Yes	Yes	Yes	Yes
PowerEdge R750 *	Yes	Yes	Yes	Yes
PowerEdge R750xa *	Yes	Yes	Yes	Yes
PowerEdge MX750c*	Yes	Yes	Yes	Yes

 **NOTE:** \* indicates device added in this release.

The following table lists the supported PowerEdge C-Series servers.

**Table 3. PowerEdge C-Series servers**

PowerEdge C-Series servers	Supported OpenManage Enterprise features			
	Discovery and inventory	Monitoring and device alerts	Managing device firmware	Managing device configurations and deployment
PowerEdge C4130	Yes	Yes	Yes	Yes
PowerEdge C4140	Yes	Yes	Yes	Yes
PowerEdge C6320	Yes	Yes	Yes	Yes
PowerEdge C6320p	Yes	Yes	Yes	Yes
PowerEdge C6420	Yes	Yes	Yes	Yes
PowerEdge C6525	Yes	Yes	Yes	Yes
PowerEdge C6520 *	Yes	Yes	Yes	Yes

 **NOTE:** \* indicates device added in this release.

## Supported Dell EMC XC Series Web-Scale converged appliances

The following table lists the supported XC Series Web-Scale converged appliances.

**Table 4. Supported XC Series Web-Scale converged appliances**

XC Series Web-Scale converged appliances	Supported OpenManage Enterprise features			
	Discovery and inventory	Monitoring and device alerts	Managing device firmware	Managing device configurations and deployment
XC6320-6	Yes	Yes	No	No
XC6320-6AF	Yes	Yes	No	No
XC430 Xpress	Yes	Yes	No	No
XC430-4	Yes	Yes	No	No
XC430-8	Yes	Yes	No	No
XC630-10	Yes	Yes	No	No
XC630-10AF	Yes	Yes	No	No
XC630-10P	Yes	Yes	No	No
XC640	Yes	Yes	No	No
XC730-16G	Yes	Yes	No	No
XC730xd-12	Yes	Yes	No	No
XC730xd-12C	Yes	Yes	No	No
XC730xd-12R	Yes	Yes	No	No
XC730xd-12R Xpress	Yes	Yes	No	No
XC730xd-12S	Yes	Yes	No	No
XC730xd-24	Yes	Yes	No	No
XC730xd-24S	Yes	Yes	No	No

**Table 4. Supported XC Series Web-Scale converged appliances (continued)**

XC Series Web-Scale converged appliances	Supported OpenManage Enterprise features			
	Discovery and inventory	Monitoring and device alerts	Managing device firmware	Managing device configurations and deployment
XC740xd	Yes	Yes	No	No
XC6420	Yes	Yes	No	No
XC6400	Yes	Yes	No	No
XC940	Yes	Yes	No	No
XC640ENT XC Core	Yes	Yes	No	No
XC740xdENT XC Core	Yes	Yes	No	No
XC940ENT XC Core	Yes	Yes	No	No
XC6420ENT XC Core	Yes	Yes	No	No
XC6400 ENCLOSURE XC Core	Yes	Yes	No	No
XCXR2 Core	Yes	Yes	No	No
XC740xd2 Core	Yes	Yes	No	No
XC6515-8	Yes	Yes	No	No

 **NOTE:** The SATADOM-specific information is not displayed in the device inventory of OpenManage Enterprise.

## Supported Dell EMC XE Series

The following table lists the supported XE Series devices.

**Table 5. Supported XE Series devices**

XE Series Devices	Supported OpenManage Enterprise features			
	Discovery and inventory	Monitoring and device alerts	Managing device firmware	Managing device configurations and deployment
PowerEdge XE2420	Yes	Yes	Yes	Yes
PowerEdge XE7420	Yes	Yes	Yes	Yes
PowerEdge XE7440	Yes	Yes	Yes	Yes
PowerEdge XE8545	Yes	Yes	Yes	Yes

## Supported Dell EMC XR Series

The following table lists the supported XR Series devices.

**Table 6. Supported XR Series devices**

XR Series Devices	Supported OpenManage Enterprise features			
	Discovery and inventory	Monitoring and device alerts	Managing device firmware	Managing device configurations and deployment
PowerEdge XR2	Yes	Yes	Yes	Yes

## Supported Dell EMC chassis devices

The following table lists the supported chassis devices.

**Table 7. Supported Dell EMC chassis devices**

PowerEdge chassis devices	Supported OpenManage Enterprise features			
	Discovery and inventory	Monitoring and device alerts	Managing device firmware	Managing device configurations and deployment
PowerEdge MX7000	Yes	Yes	Yes	Yes
PowerEdge M1000e	Yes	Yes	Yes	Yes
PowerEdge VRTX	Yes	Yes	Yes	Yes
PowerEdge FX2	Yes	Yes	Yes	Yes
PowerEdge FX2s	Yes	Yes	Yes	Yes

## Supported Input/Output Aggregators (IOA)

The following table lists the chassis and the Input/Output Aggregators which support IOA template deployment.

**Table 8. Supported Input/Output Aggregators (IOA)**

PowerEdge chassis devices	Supported IOAs	Managing device configurations and deployment	Dell Networking OS version
PowerEdge M1000e	MIOA	Yes	OS9
PowerEdge FX2s	FN2210S	Yes	OS9
PowerEdge FX2s	FN410S	Yes	OS9
PowerEdge FX2s	FN410T	Yes	OS9

## Supported Dell EMC VxRail Hyper-converged appliances


The following table lists the supported VxRail Hyper-converged appliances.

**Table 9. Supported VxRail Hyper-converged appliances**

VxRail Hyper-converged appliances	Supported OpenManage Enterprise features			
	Discovery and inventory	Monitoring and device alerts	Managing device firmware	Managing device configurations and deployment
VxRail D560F	Yes	Yes	No	No
VxRail E460	Yes	Yes	No	No
VxRail E460F	Yes	Yes	No	No
VxRail E560	Yes	Yes	No	No

**Table 9. Supported VxRail Hyper-converged appliances (continued)**

VxRail Hyper-converged appliances	Supported OpenManage Enterprise features			
	Discovery and inventory	Monitoring and device alerts	Managing device firmware	Managing device configurations and deployment
VxRail E560F	Yes	Yes	No	No
VxRail E665	Yes	Yes	No	No
VxRail E665N	Yes	Yes	No	No
VxRail G560	Yes	Yes	No	No
VxRail G560F	Yes	Yes	No	No
VxRail P470	Yes	Yes	No	No
VxRail P470F	Yes	Yes	No	No
VxRail P470N	Yes	Yes	No	No
VxRail P570	Yes	Yes	No	No
VxRail P570F	Yes	Yes	No	No
VxRail P675F *	Yes	Yes	No	No
VxRail P675N *	Yes	Yes	No	No
VxRail S470	Yes	Yes	No	No
VxRail S570	Yes	Yes	No	No
VxRail V470	Yes	Yes	No	No
VxRail V470F	Yes	Yes	No	No
VxRail V570	Yes	Yes	No	No
VxRail V570F	Yes	Yes	No	No

 **NOTE:** \* indicates device added in this release.

## Supported Dell Storage modules

The following table lists the supported Dell Storage modules.

**Table 10. Supported Dell Storage modules**

Storage module	Supported OpenManage Enterprise features			
	Inventory	Monitoring health	Managing device firmware	Managing device configurations and deployment
PowerEdge FD332	Yes	Yes	No	No
PowerEdge MX5016S	Yes	Yes	Yes	No

## Supported Dell Storage devices—previously Dell Compellent devices

The following table lists the supported Dell Storage devices—previously Dell Compellent devices.

**Table 11. Supported Dell Storage devices**

Storage devices	Supported OpenManage Enterprise features			
	Discovery and inventory	Monitoring and device alerts	Managing device firmware	Managing device configurations and deployment
FS8600 version 6	Yes	Yes	No	No
SC4020	Yes	Yes	No	No
SC7020	Yes	Yes	No	No
SC8000	Yes	Yes	No	No
SCv3000	Yes	Yes	No	No
SC9000	Yes	Yes	No	No
SCv3020	Yes	Yes	No	No
SC5020	Yes	Yes	No	No

The following table lists the supported Dell storage devices grouped under the DELL PowerVault MD Series .

**Table 12. Supported Dell Storage devices - PowerVault MD Series**

Storage devices	Supported OpenManage Enterprise features			
	Discovery and inventory	Monitoring and device alerts	Managing device firmware	Managing device configurations and deployment
MD3220i	Yes	Yes	No	No
MD3220	Yes	Yes	No	No
MD3200	Yes	Yes	No	No
MD3200i	Yes	Yes	No	No
MD3800f	Yes	Yes	No	No
MD3820f	Yes	Yes	No	No
MD3860f	Yes	Yes	No	No
MD3800i	Yes	Yes	No	No
MD3820i	Yes	Yes	No	No
MD3400	Yes	Yes	No	No
MD3420	Yes	Yes	No	No
MD3460	Yes	Yes	No	No
MD3060e	Yes	Yes	No	No

The following table lists the supported Dell Storage devices grouped under the DELL EMC PowerVault ME4 Series.

**Table 13. Supported Dell Storage devices - DELL EMC PowerVault ME4 Series**

Storage devices	Supported OpenManage Enterprise features			
	Discovery and inventory	Monitoring and device alerts	Managing device firmware	Managing device configurations and deployment
ME4012	Yes	Yes	No	No
ME4024	Yes	Yes	No	No
ME4084 (not in JBOD mode)	Yes	Yes	No	No

The following table lists the supported Dell Storage devices grouped under the DELL EMC PowerVault NX Series.

**Table 14. Supported Dell Storage devices - DELL EMC PowerVault NX Series**

Storage devices	Supported OpenManage Enterprise features			
	Discovery and inventory	Monitoring and device alerts	Managing device firmware	Managing device configurations and deployment
NX3340	Yes	Yes	No	No
NX3240	Yes	Yes	No	No

## Supported Dell Networking devices—previously Dell Force10 devices

The following table lists the supported Dell Networking devices.

**Table 15. Supported Networking devices**

Networking devices	Supported OpenManage Enterprise features					
	Discovery and inventory	Monitoring and device alerts	Managing device firmware	Managing device configurations and deployment	Dell Networking OS version	
MX5108N	Yes	Yes	No	No	OS10	
MX9116N	Yes	Yes	No	No	OS10	
MXG610S	Yes	Yes	No	No	<b>NOTE:</b> These switches are managed via OME-M.	
MXL 10/40GbE	Yes	Yes	No	No	OS9 <b>NOTE:</b> These switches are managed via M1000e chassis.	
N3248TE *	Yes	Yes	No	No	OS10.5.2.0	
S3048-ON	Yes	Yes	No	No	OS9	
S4048-ON	Yes	Yes	No	No	OS9	
S4112F-ON	Yes	Yes	No	No	OS10	
S4112T-ON	Yes	Yes	No	No		
S4128F-ON	Yes	Yes	No	No		
S4128T-ON	Yes	Yes	No	No		
S4148F-ON	Yes	Yes	No	No		
S4148FE-ON	Yes	Yes	No	No		
S4148T-ON	Yes	Yes	No	No		
S4148U-ON	Yes	Yes	No	No		
S4248FB *	Yes	Yes	No	No		OS10.5.2.0
S4248FB-ON	Yes	Yes	No	No		OS10
S4248FBL-ON	Yes	Yes	No	No		
S5148F-ON	Yes	Yes	No	No	OS10	

**Table 15. Supported Networking devices (continued)**


Networking devices	Supported OpenManage Enterprise features				
	Discovery and inventory	Monitoring and device alerts	Managing device firmware	Managing device configurations and deployment	Dell Networking OS version
S5212F-ON	Yes	Yes	No	No	OS10
S5224F-ON	Yes	Yes	No	No	OS10
S5232F	Yes	Yes	No	No	
S5248F-ON	Yes	Yes	No	No	
S5296F-ON	Yes	Yes	No	No	
S5296F *	Yes	Yes	No	No	
S6010 *	Yes	Yes	No	No	OS10.5.2.0
S6010-ON	Yes	Yes	No	No	OS10
S6100-ON	Yes	Yes	No	No	OS9
Z9100 *	Yes	Yes	No	No	OS10.5.2.0
Z9100-ON	Yes	Yes	No	No	OS9
Z9264F *	Yes	Yes	No	No	OS10.5.2.0
Z9264F-ON	Yes	Yes	No	No	OS10
Z9332F *	Yes	Yes	No	No	OS10
C9010 *	Yes	Yes	No	No	OS9.14.2.8
C1048 *	Yes	Yes	No	No	OS9.14.2.8

 **NOTE:** \* indicates device added in this release.

## OEM devices

Dell EMC OEM devices (rebranded or debranded PowerEdge servers), when discovered, are classified under **SYSTEM GROUPS > All Devices > Servers > OEM Servers** on the **All Devices** page. If both the server and RAC of the OEM device are discovered, they are correlated and displayed as one device under the **OEM Devices** group. Most of the functionality available to the PowerEdge servers—such as tasks, reports, and filters—are also available to the PowerEdge OEM servers. However, system update may not be possible if it is not supported by the OEM device module.

## Supported hypervisors on management stations

 **NOTE:** \* indicates a newly-added item.

Supported VMware vSphere versions:

- vSphere ESXi 5.5
- vSphere ESXi 6.0
- vSphere ESXi 6.5
- vSphere ESXi 6.5 U3
- vSphere ESXi 6.7
- vSphere ESXi 6.7 U1
- vSphere ESXi 6.7 U3
- vSphere ESXi 7.0
- vSphere ESXi 7.0 U1
- vSphere ESXi 7.0 U2 \*

Microsoft Hyper-V supported on:

- Windows Server 2012 R2
- Windows Server 2016
- Windows Server 2019

KVM supported on:

- Red Hat Enterprise Linux 6.5
- Red Hat Enterprise Linux 7.0
- Red Hat Enterprise Linux 7.2
- Red Hat Enterprise Linux 7.6
- Red Hat Enterprise Linux 7.7
- Red Hat Enterprise Linux 8.0
- Red Hat Enterprise Linux 8.1
- Red Hat Enterprise Linux 8.2 \*


## Supported operating systems for in-band device management

### Supported operating systems on managed nodes

The following table lists the supported operating systems on the managed devices.

**Table 16. Supported operating systems on managed nodes**

Operating systems	Supported OpenManage Enterprise features			
	Discovery and Inventory	Device Alerts	Managing device configurations and deployment	Driver Update
Windows 2016	Yes	Yes	No	Yes
Windows 2019	Yes	Yes	No	Yes
Windows 2022 *	Yes	Yes	No	No
Azure Stack HCI *	Yes	Yes	No	No
ESXi 7.0	Yes	Yes	No	No
ESXi 7.0 U1	Yes	Yes	No	No
ESXi 7.0 U2 *	Yes	Yes	No	No
ESXi 6.7 U3	Yes	Yes	No	No
RHEL 7.8	Yes	Yes	No	No
RHEL 7.9	Yes	Yes	No	No
RHEL 8.1 *	Yes	Yes	No	No
RHEL 8.2 *	Yes	Yes	No	No
Ubuntu 18.04.4	Yes	Yes	No	No
Ubuntu 20.04	Yes	Yes	No	No
SLES 15 SP2	Yes	Yes	No	No

 **NOTE:** \* indicates a newly-added item.

## Supported browsers

- Microsoft Internet Explorer 11 and later (64-bit)
- Mozilla Firefox 52 and later
- Google Chrome 58 and later
- Microsoft Edge version 41.16299 and later

## Supported plugins

The following table lists the supported plugins that can be enabled for additional OpenManage Enterprise monitoring and management capabilities.

**Table 17. Supported Plugins**

Supported Plugin	Plugin Function
Dell EMC Power Manager	Enables PowerEdge servers' power management and allows administrators to view, measure, and control server power consumption.
Dell EMC Support Assist	Enables proactive and predictive monitoring and management support for devices with ProSupport and ProSupport Plus entitlements.
Dell EMC Update Manager (UMP)	Enables administrators to create and manage repositories for PowerEdge devices with iDRAC or Windows that are managed in OpenManage Enterprise.


## Minimum recommended hardware

This table describes the minimum recommended hardware for OpenManage Enterprise.

**Table 18. Minimum recommended hardware**

Minimum recommended hardware	Large deployments	Small deployments
<b>Number of devices that can be managed by the appliance</b>	Up to 8000	1000
<b>RAM</b>	32 GB	16 GB
<b>Processors</b>	8 cores total	4 cores total
<b>Hard drive</b>	400 GB	400 GB

## Contacting Dell

 **NOTE:** If you do not have an active Internet connection, you can find contact information on your purchase invoice, packing slip, bill, or Dell product catalog.

Dell provides several online and telephone-based support and service options. Availability varies by country and product, and some services may not be available in your area. To contact Dell for sales, technical support, or customer service issues:

1. Go to **Dell.com/support**.
2. Select your support category.
3. Verify your country or region in the **Choose a Country/Region** drop-down list at the bottom of the page.
4. Select the appropriate service or support link based on your need.