

Dell Command | Monitor

Version 9.1.1 SNMP Reference Guide



Notes, cautions, and warnings

 **NOTE:** A NOTE indicates important information that helps you make better use of your computer.

 **CAUTION:** A CAUTION indicates either potential damage to hardware or loss of data and tells you how to avoid the problem.

 **WARNING:** A WARNING indicates a potential for property damage, personal injury, or death.

© 2008 - 2016 Dell Inc. All rights reserved. This product is protected by U.S. and international copyright and intellectual property laws. Dell and the Dell logo are trademarks of Dell Inc. in the United States and/or other jurisdictions. All other marks and names mentioned herein may be trademarks of their respective companies.

2016 - 04

Rev. A00

Contents

1 Introduction.....	8
Introduction to the SNMP Reference Guide.....	8
Dell Command Monitor management instrumentation base.....	9
SNMP basic terminology.....	9
Tables.....	9
Supported SNMP versions.....	9
Other documents you may need.....	9
Accessing documents from Dell support site.....	10
2 Dell Command Monitor MIB version group.....	11
Management information base major version number.....	11
Management information base minor version number.....	11
Management information base maintenance version number.....	12
3 Systems management software group.....	13
Systems management software.....	13
Systems management software name.....	13
Systems management software version number name.....	13
Systems management software build number.....	14
Systems management software description name.....	14
Systems management software supported protocol.....	14
Systems management software preferred protocol.....	14
Systems management software SNMP agent feature flags.....	15
Systems management software manufacturer name.....	15
4 System state group.....	16
Rolled-up health status variables.....	16
Health status variables.....	16
System state table.....	17
System state table entry.....	17
System state chassis index.....	17
System state global system status.....	17
System state chassis state.....	18
System state chassis status.....	18
System state voltage state details.....	18
System state voltage status combined.....	19
System state voltage status details.....	19
System state cooling device state details.....	19

System state cooling device status combined.....	20
System state cooling device status details.....	20
System state temperature state details.....	20
System state temperature status combined.....	21
System state temperature status details.....	21
System state memory device state details.....	21
System state memory device status combined.....	22
System state memory device status details.....	22
System state chassis intrusion state details.....	22
System state chassis intrusion status combined.....	23
System state chassis intrusion status details.....	23

5 Chassis information group..... 24

Chassis information table.....	24
Chassis information table entry.....	24
Chassis index chassis information.....	25
Chassis status.....	25
Chassis type.....	25
Chassis name.....	26
Chassis manufacturer name.....	26
Chassis model name.....	26
Chassis asset tag name.....	26
Chassis service tag name.....	27
Chassis ID.....	27
Chassis ID extension.....	27
Chassis system class.....	27
Chassis system name.....	28
Chassis system boot date name.....	28
Chassis system date name.....	28
System BIOS table.....	29
System BIOS table entry.....	29
System BIOS chassis index.....	29
System BIOS index.....	29
System BIOS state capabilities.....	30
System BIOS status.....	30
System BIOS size.....	30
System BIOS release date name.....	30
System BIOS version name.....	31
System BIOS starting address.....	31
System BIOS ending address.....	31
System BIOS manufacturer name.....	31
System BIOS characteristics.....	32

System BIOS characteristics ext1.....	33
System BIOS characteristics ext2.....	34
6 Operating system group.....	35
Operating system table.....	35
Operating system table entry.....	35
Operating system chassis index.....	35
Operating system status.....	36
Operating system is primary.....	36
Operating system operating system name.....	36
Operating system operating system version name.....	37
Operating system memory table.....	37
Operating system memory table entry.....	37
Operating system memory chassis index	37
Operating system memory chassis index.....	38
Operating system memory state capabilities.....	38
Operating system memory status.....	38
Operating system memory total physical size.....	38
Operating system memory available physical size.....	39
Operating system memory total page file size.....	39
Operating system memory available page file size.....	39
7 Remote flash BIOS group.....	40
Remote flash BIOS group table.....	40
Remote flash BIOS table.....	40
Remote flash BIOS table entry.....	40
Remote flash BIOS chassis index.....	40
Remote flash BIOS index.....	41
Remote flash BIOS status.....	41
Remote flash BIOS completion code.....	41
Remote flash BIOS completion code	42
Remote flash BIOS minimum contiguous memory.....	42
8 Port group.....	43
Port group tables.....	43
Pointing port table.....	43
Keyboard port table.....	46
Processor port table.....	48
Memory device port table.....	51
Parallel port table.....	54
Serial port table.....	57
USB port table.....	60

9 Device group.....	63
Device tables.....	63
Processor device table.....	63
Memory device table.....	71
Memory device rank.....	76
Pci device table.....	77
Network device table.....	79
10 Slot group.....	83
System slot table.....	83
System slot table entry.....	83
System state chassis index.....	83
System slot index.....	84
System slot state capabilities unique.....	84
System slot state settings unique.....	84
System slot status.....	85
System slot current usage.....	85
System slot type.....	86
System slot external slot name.....	87
System slot length.....	87
System slot slot id.....	87
System slot category.....	87
System slot hot-plug bus width.....	88
System slot hot-plug slot speed.....	88
System slot hot-plug adapter speed.....	88
11 SNMP traps.....	89
Trap variables.....	89
Alert amperage probe failure.....	89
Alert amperage probe nonrecoverable.....	89
Alert amperage probe warning.....	90
Alert chassis intrusion normal.....	90
Alert chassis intrusion detected.....	90
Alert cooling device failure.....	90
Alert cooling device nonrecoverable.....	91
Alert cooling device warning.....	91
Alert disk space critical.....	91
Alert HDD capacity decreased.....	91
Alert HDD capacity increased.....	91
Alert HDD smart failure.....	92
Alert number of HDD decreased.....	92

Alert number of HDD increased.....	92
Alert number of processor decreased.....	92
Alert number of processor increased.....	93
Alert physical disk degraded.....	93
Alert physical disk failed.....	93
Alert physical disk offline	93
Alert physical disk rebuilding.....	93
Alert physical memory decreased	94
Alert physical memory increased	94
Alert RAID controller degraded.....	94
Alert RAID controller failed.....	94
Alert temperature probe failure.....	94
Alert temperature probe nonrecoverable.....	95
Alert temperature probe warning.....	95
Alert virtual disk degraded	95
Alert virtual disk failed.....	95
Alert virtual disk offline.....	96
Alert virtual disk rebuilding.....	96
Alert voltage probe failure.....	96
Alert voltage probe nonrecoverable.....	96
Alert voltage probe warning.....	96

Introduction

This reference guide provides information about the Simple Network Management Protocol (SNMP) Management Information Base (MIB) which is applicable to Dell Command | Monitor.

Introduction to the SNMP Reference Guide

This reference guide provides a formatted version of the following MIB that are released with the current version of Dell Command | Monitor. Sections in this guide follow MIB groups and provide explanations and definitions for the terms used to define MIB objects. Content in this reference guide is organized as documented in the following subsections. The table below describes the sections that provide general information about the MIBs documented in this guide.

Table 1. Dell Command | Monitor mib sections in this guide

Section	Topics
1	Introduction to SNMP basics and the MIBs that support Dell Command Monitor services
2	Instrumentation MIB Version Group – Defines version numbers of the Instrumentation MIB.
3	Systems Management Software Group – Defines information about the systems management software and the supported systems management standards.
4	System State Group – Defines status, state, and redundancy for a system and its components.
5	Chassis Information Group – Defines chassis types, events, indicators, and basic input/output of a system.
6	Operating System Group – Defines variables for name, version, service pack, and other information about the operating system of a system.
7	Remote Flash BIOS Group – Defines variables for remotely updating the BIOS of the system.
8	Port Group – Defines variables for major port types such as parallel and serial ports, keyboard, monitor, and Universal Serial Bus (USB).
9	Device Group – Defines variables for pointing devices, keyboard, processor, cache, memory, and personal computer interface devices.
10	Slot Group – Defines variables for voltages, capabilities, states, and settings that are possible for slots.

Section	Topics
11	Trap Variables — Describes in-band traps defined in the Dell Command Monitor MIB.


Dell Command | Monitor management instrumentation base


The Dell Command | Monitor MIB (10909.mib) provides instrumentation data that allows you to monitor the health of a client system with SNMP management applications. It provides:

- Information about the status at key points in the system.
- Rapid access to detailed fault and performance information gathered by industry-standard systems management agents.
- Version information for BIOS, firmware, and operating system.

In addition, traps are sent to report a change in status of the health of critical components.

The Dell Command | Monitor MIB structures the MIB objects into groups of scalar objects or MIB tables that provide related information. The following describes each Dell Command | Monitor MIB group and lists the MIB group number assigned to the MIB group. The Dell Command | Monitor MIB groups are identified by the SNMP OID **1.3.6.1.4.1.674.10909.1.<MIB group number>**, where *<MIB group number>* is the number assigned to the MIB group.

 **NOTE:** From Dell Command | Monitor version 9.0 onwards, the 10892 MIB is not supported. The 10909 MIB deprecates 10892 MIB and identifies only client systems.

 **NOTE:** You cannot perform write and set operations on MIB group variables.

SNMP basic terminology

It is important to have a good understanding of the key technical terms used in this guide. This guide provides definitions for all essential terms used in describing the Client Instrumentation MIBs.

 **NOTE:** Supported SNMP versions for Windows is SNMP v1 and v2c.

Tables

This reference guide contains two types of tables:

- Tables that are used to organize and define variable values
- Tables that define MIB objects

Supported SNMP versions

Windows — SNMP v1 and v2c

Other documents you may need

In addition to this SNMP Reference Guide, you can access the following documents at dell.com/dellclientcommandsuitemanuals. Click **Command Monitor (formerly OpenManage Client Instrumentation)** and then click the appropriate product version link in the **General support** section.

- The *Dell Command | Monitor Reference Guide* provides detailed information on all Dell Command | Monitor classes, properties, and their descriptions.

- The *Dell Command | Monitor Installation Guide* provides information on installing Dell Command | Monitor.
- The *Dell Command | Monitor User Guide* provides information on using Dell Command | Monitor.

Accessing documents from Dell support site

You can access the required documents in one of the following ways:

- Using the following links:
 - For all Enterprise Systems Management documents – [Dell.com/SoftwareSecurityManuals](https://www.dell.com/support/manuals)
 - For OpenManage documents – [Dell.com/OpenManageManuals](https://www.dell.com/support/manuals)
 - For Remote Enterprise Systems Management documents – [Dell.com/esmmanuals](https://www.dell.com/support/manuals)
 - For OpenManage Connections Enterprise Systems Management documents – [Dell.com/OMConnectionsEnterpriseSystemsManagement](https://www.dell.com/support/manuals)
 - For Serviceability Tools documents – [Dell.com/ServiceabilityTools](https://www.dell.com/support/manuals)
 - For OpenManage Connections Client Systems Management documents – [Dell.com/DellClientCommandSuiteManuals](https://www.dell.com/support/manuals)
- From the Dell Support site:
 - a. Go to [Dell.com/Support/Home](https://www.dell.com/support/home).
 - b. Under **Select a product** section, click **Software & Security**.
 - c. In the **Software & Security** group box, click the required link from the following:
 - **Enterprise Systems Management**
 - **Remote Enterprise Systems Management**
 - **Serviceability Tools**
 - **Dell Client Command Suite**
 - **Connections Client Systems Management**
 - d. To view a document, click the required product version.
- Using search engines:
 - Type the name and version of the document in the search box.

Dell Command | Monitor MIB version group

The Dell Command | Monitor Management Information Base (MIB) Version Group defines the attributes that identify the version of the Dell Command | Monitor MIB supported by the systems management software. The `mIBMajorVersionNumber`, `mIBMinorVersionNumber`, and `mIBMaintenanceVersionNumber` attributes are scalar objects, that are not related to other MIB objects and are not placed in a table.

Name	<code>mIBVersionGroup</code>
Object ID	<code>.1.3.6.1.4.1.674.10909.1.1</code>

Management information base major version number

Name	<code>mIBMajorVersionNumber</code>
Object ID	<code>.1.3.6.1.4.1.674.10909.1.1.1</code>
Description	This attribute defines the major version number of the MIB supported by the systems management software. For example, if the MIB version is 1.2.3, the major version number is 1. A major version number change indicates a major change in object functionality.
Syntax	<code>DellUnsigned8BITRange</code>
Access	Read only

Management information base minor version number

Name	<code>mIBMinorVersionNumber</code>
Object ID	<code>.1.3.6.1.4.1.674.10909.1.1.2</code>
Description	This attribute defines the minor version number of the MIB supported by the systems management software. For example, if the MIB version is 1.2.3, the minor version number is 2. A minor revision provides additional support for new objects as well as problem fixes.
Syntax	<code>DellUnsigned8BITRange</code>
Access	Read only

Management information base maintenance version number

Name	mIBMaintenanceVersionNumber
Object ID	.1.3.6.1.4.1.674.10909.1.1.3
Description	This attribute defines the maintenance version number for the version of the MIB supported by the systems management software. For example, if the MIB version is 1.2.3, the maintenance version number is 3.
Syntax	DellUnsigned8BitRange
Access	Read only

Systems management software group

The Systems Management Software Group allows users to see information about the standards and software that are supported by the agent of a particular managed computer. The Systems Management Software Group classifies each computer according to the systems management standard that the agent supports.

Name	<code>systemManagementSoftwareGroup</code>
Object ID	<code>.1.3.6.1.4.1.674.10909.1.100</code>

Systems management software

The following objects describe the fields for client systems. The systems management software variables are scalar objects, that are not related to other Management Information Base (MIB) objects and are not placed in a table.

Systems management software name

Name	<code>systemManagementSoftwareName</code>
Object ID	<code>.1.3.6.1.4.1.674.10909.1.100.1</code>
Description	This attribute defines the product name of the systems management software.
Syntax	<code>DllString</code>
Access	Read only

Systems management software version number name

Name	<code>systemManagementSoftwareVersionNumberName</code>
Object ID	<code>.1.3.6.1.4.1.674.10909.1.100.2</code>
Description	This attribute defines the version number of the instrumentation component of the systems management software.
Syntax	<code>DllString</code>
Access	Read only

Systems management software build number

Name	systemManagementSoftwareBuildNumber
Object ID	.1.3.6.1.4.1.674.10909.1.100.3
Description	This attribute defines the build number of the instrumentation component of the systems management software.
Syntax	DellUnsigned16BitRange
Access	Read only

Systems management software description name

Name	systemManagementSoftwareDescriptionName
Object ID	.1.3.6.1.4.1.674.10909.1.100.4
Description	This attribute defines the description of the systems management software.
Syntax	DellString
Access	Read only

Systems management software supported protocol

Name	systemManagementSoftwareSupportedProtocol
Object ID	.1.3.6.1.4.1.674.10909.1.100.5
Description	This attribute defines the protocols supported by the instrumentation component of the systems management software.
Syntax	INTEGER { supportsSNMP (1) , supportsDMI (2) , supportsSNMPandDMI (3) , supportsCIMOM (4) , supportsSNMPandCIMOM (5) , supportsSNMPandDMIandCIMOM (7) }
Access	Read only

Systems management software preferred protocol

Name	systemManagementSoftwarePreferredProtocol
Object ID	.1.3.6.1.4.1.674.10909.1.100.6
Description	This attribute defines the protocol preferred by the instrumentation component of the systems management software.

Syntax	INTEGER {supportsSNMP(1), supportsDMI(2), supportsSNMPandDMI(3), supportsCIMOM(4), supportsSNMPandCIMOM(5), supportsSNMPandDMIandCIMOM(7)} }
Access	Read only

Systems management software SNMP agent feature flags

Name	systemManagementSoftwareSNMPAgentFeatureFlags
Object ID	.1.3.6.1.4.1.674.10909.1.100.12
Description	This attribute defines the features of the SNMP agent software provided by the operating system. If the value is zero, none of the features are enabled. This attribute is a bit field, so the value returned may be a combination of the bit masks defined in SMSSNMPAgentFeatureFlags.
Syntax	INTEGER {supportsSparseTables(1)} }
Access	Read only

Systems management software manufacturer name

Name	systemManagementSoftwareManufacturerName
Object ID	.1.3.6.1.4.1.674.10909.1.100.13
Description	This attribute defines the manufacturer of the systems management software.
Syntax	DellString
Access	Read only

System state group

The Management Information Base (MIB) variables presented in this section enable you to track various attributes that describe the state of the critical components supported by your system. Components monitored under the System State Group include power supplies, AC power cords, AC power switches, cooling devices, temperature, fan, amperage, and voltage probes.

Name	systemStateGroup
Object ID	.1.3.6.1.4.1.674.10909.1.200

The **SystemStateGlobalSystemStatus** variable provides overall system health status and includes rolled-up (that is, critical) status for Instrumentation and Storage. This variable monitors the overall system health status. It reflects changes to **SystemStateChassisStatus** variable, which represents Instrumentation health status.

The **SystemStateChassisStatus** variable provides the rolled-up health status for the subsystems associated with the chassis that is represented by the row in the **SystemStateTable**. Changes to the variables in List 1, each of which indicates the rolled-up health status of all the components of the corresponding subsystem, are reflected in **SystemStateChassisStatus** variable.

For example, **SystemStatePowerSupplyStatusCombined** provides the rolled-up status of all power supplies for the chassis.

The variables in List 2 provide the health status of each component of the corresponding subsystem. Each octet of the value represents a component. If a power supply fails, the corresponding entry in **SystemStatePowerSupplyStatusDetails**, **SystemStatePowerSupplyStatusCombined**, **SystemStateChassisStatus**, and **SystemStateGlobalSystemStatus** transitions to critical.

Rolled-up health status variables

Variables that provide rolled-up health status for all components in associated subsystem in chassis:

- SystemStateVoltageStatusCombined
- SystemStateCoolingDeviceStatusCombined
- SystemStateTemperatureStatusCombined
- SystemStateMemoryDeviceStatusCombined
- SystemStateChassisIntrusionStatusCombined

Health status variables

Variables that provide health status of each component in associated subsystem in chassis:

- SystemStateVoltageStatusDetails
- SystemStateCoolingDeviceStatusDetails
- SystemStateTemperatureStatusDetails
- SystemStateMemoryDeviceStatusDetails
- SystemStateChassisIntrusionStatusDetails

System state table

Name	systemStateTable
Object ID	.1.3.6.1.4.1.674.10909.1.200.10
Description	This object defines the System State Table.
Syntax	SEQUENCE OF SystemStateTableEntry
Access	Not accessible

System state table entry

Name	systemStateTableEntry
Object ID	.1.3.6.1.4.1.674.10909.1.200.10.1
Description	This object defines the System State Table Entry.
Syntax	SystemStateTableEntry
Access	Not accessible

System state chassis index

Name	systemStatechassisIndex
Object ID	.1.3.6.1.4.1.674.10909.1.200.10.1.1
Description	This attribute defines the index (one-based) of this chassis.
Syntax	DellObjectRange
Access	Read only

System state global system status

Name	systemStateGlobalSystemStatus
Object ID	.1.3.6.1.4.1.674.10909.1.200.10.1.2
Description	This attribute defines the global system status of all chassis being monitored by the systems management software.
Syntax	INTEGER {other (1), unknown (2),

```
ok(3),
nonCritical(4),
critical(5),
nonRecoverable(6)
}
```

Access Read only

System state chassis state

Name systemStateChassisState
Object ID .1.3.6.1.4.1.674.10909.1.200.10.1.3

Description This attribute defines the state settings of the chassis.

Syntax INTEGER {unknown(1),
enabled(2),
notReady(4),
enabledAndNotReady(6)
}

Access Read only

System state chassis status

Name systemStateChassisStatus
Object ID .1.3.6.1.4.1.674.10909.1.200.10.1.4

Description This attribute defines the status of the chassis.

Syntax INTEGER {other(1),
unknown(2),
ok(3),
nonCritical(4),
critical(5),
nonRecoverable(6)
}

Access Read only

System state voltage state details

Name systemStateVoltageStateDetails
Object ID .1.3.6.1.4.1.674.10909.1.200.10.1.11

Description This attribute lists the state settings of each voltage probe of the chassis. The results are returned as a binary octet string where each byte of the octet string represents the state settings of a voltage probe. The first byte returned represents the state settings of the first voltage probe, and so on. The bytes have the same definition type as DellStateSettings.

Syntax OCTET STRING (SIZE(1..128))
Access Read only

System state voltage status combined

Name systemStateVoltageStatusCombined
Object ID .1.3.6.1.4.1.674.10909.1.200.10.1.12
Description This attribute defines the combined status of all voltage probes of this chassis.
Syntax INTEGER {other(1), unknown(2), ok(3), nonCritical(4), critical(5), nonRecoverable(6)}
Access Read only

System state voltage status details

Name systemStateVoltageStatusDetails
Object ID .1.3.6.1.4.1.674.10909.1.200.10.1.13
Description This attribute lists the status of each voltage probe of the chassis. The results are returned as a binary octet string where each byte of the octet string represents the status of a voltage probe. The first byte returned represents the status of the first voltage probe, and so on. The bytes have the same definition type as DellStatus.
Syntax OCTET STRING (SIZE(1..128))
Access Read only

System state cooling device state details

Name systemStateCoolingDeviceStateDetails
Object ID .1.3.6.1.4.1.674.10909.1.200.10.1.20
Description This attribute lists the state settings of each cooling device of the chassis. The results are returned as a binary octet string where each byte of the octet string represents the state settings of a cooling device. The first byte returned represents the state settings of the first cooling device, and so on. The bytes have the same definition type as DellStateSettings.
Syntax OCTET STRING (SIZE(1..128))
Access Read only

System state cooling device status combined

Name	systemStateCoolingDeviceStatusCombined
Object ID	.1.3.6.1.4.1.674.10909.1.200.10.1.21
Description	This attribute defines the combined status of all cooling devices of this chassis.
Syntax	INTEGER {other (1), unknown (2), ok (3), nonCritical (4), critical (5), nonRecoverable (6) }
Access	Read only

System state cooling device status details

Name	systemStateCoolingDeviceStatusDetails
Object ID	.1.3.6.1.4.1.674.10909.1.200.10.1.22
Description	This attribute lists the status of each cooling device of the chassis. The results are returned as a binary octet string where each byte of the octet string represents the status of a cooling device. The first byte returned represents the status of the first cooling device, and so on. The bytes have the same definition type as DellStatus.
Syntax	OCTET STRING (SIZE(1..128))
Access	Read only

System state temperature state details

Name	systemStateTemperatureStateDetails
Object ID	.1.3.6.1.4.1.674.10909.1.200.10.1.23
Description	This attribute lists the state settings of each temperature probe of the chassis. The results are returned as a binary octet string where each byte of the octet string represents the state settings of a temperature probe. The first byte returned represents the state settings of the first temperature probe, and so on. The bytes have the same definition type as DellStateSettings.
Syntax	OCTET STRING (SIZE(1..128))
Access	Read only

System state temperature status combined

Name	systemStateTemperatureStatusCombined
Object ID	.1.3.6.1.4.1.674.10909.1.200.10.1.24
Description	This attribute defines the combined status of all temperature probes of this chassis.
Syntax	INTEGER {other (1), unknown (2), ok (3), nonCritical (4), critical (5), nonRecoverable (6) }
Access	Read only

System state temperature status details

Name	systemStateTemperatureStatusDetails
Object ID	.1.3.6.1.4.1.674.10909.1.200.10.1.25
Description	This attribute lists the status of each temperature probe of the chassis. The results are returned as a binary octet string where each byte of the octet string represents the status of a temperature probe. The first byte returned represents the status of the first temperature probe, and so on. The bytes have the same definition type as DellStatus.
Syntax	OCTET STRING (SIZE(1..128))
Access	Read only

System state memory device state details

Name	systemStateMemoryDeviceStateDetails
Object ID	.1.3.6.1.4.1.674.10909.1.200.10.1.26
Description	This attribute lists the state settings of each memory device of the chassis. The results are returned as a binary octet string where each byte of the octet string represents the state settings of a memory device. The first byte returned represents the state settings of the first memory device, and so on. The bytes have the same definition type as DellStateSettings.
Syntax	OCTET STRING (SIZE(1..128))
Access	Read only

System state memory device status combined

Name	<code>systemStateMemoryDeviceStatusCombined</code>
Object ID	<code>.1.3.6.1.4.1.674.10909.1.200.10.1.27</code>
Description	This attribute defines the combined status of all memory devices of this chassis.
Syntax	<code>INTEGER {other(1), unknown(2), ok(3), nonCritical(4), critical(5), nonRecoverable(6) }</code>
Access	Read only

System state memory device status details

Name	<code>systemStateMemoryDeviceStatusDetails</code>
Object ID	<code>.1.3.6.1.4.1.674.10909.1.200.10.1.28</code>
Description	This attribute lists the status of each memory device of the chassis. The results are returned as a binary octet string where each byte of the octet string represents the status of a memory device. The first byte returned represents the status of the first memory device, and so on. The bytes have the same definition type as <code>DellStatus</code> .
Syntax	<code>OCTET STRING (SIZE(1..128))</code>
Access	Read only

System state chassis intrusion state details

Name	<code>systemStateChassisIntrusionStateDetails</code>
Object ID	<code>.1.3.6.1.4.1.674.10909.1.200.10.1.29</code>
Description	<p>This attribute lists the state settings of each intrusion detection device of the chassis. The results are returned as a binary octet string where each byte of the octet string represents the state settings of an intrusion detection device. The first byte returned represents the state settings of the first intrusion detection device, and so on.</p> <p>The bytes have the same definition type as <code>DellStateSettings</code>.</p>
Syntax	<code>OCTET STRING (SIZE(1..128))</code>
Access	Read only

System state chassis intrusion status combined

Name	systemStateChassisIntrusionStatusCombined
Object ID	.1.3.6.1.4.1.674.10909.1.200.10.1.30
Description	This attribute defines the combined status of all intrusion detection devices of this chassis.
Syntax	INTEGER {other(1), unknown(2), ok(3), nonCritical(4), critical(5), nonRecoverable(6) }
Access	Read only

System state chassis intrusion status details

Name	systemStateChassisIntrusionStatusDetails
Object ID	.1.3.6.1.4.1.674.10909.1.200.10.1.31
Description	This attribute lists the status of each intrusion detection device of the chassis. The results are returned as a binary octet string where each byte of the octet string represents the status of an intrusion detection device. The first byte returned represents the status of the first intrusion detection device, and so on. The bytes have the same definition type as DellStatus.
Syntax	OCTET STRING (SIZE(1..128))
Access	Read only

Chassis information group

The Chassis Information Group provides information about the type or types of chassis, and the settings for devices on each chassis. Information is also available about the current date and time displayed on the chassis, intrusion warnings, systems management basic input/output system (SMBIOS), and so on.

Name	<code>chassisInformationGroup</code>
Object ID	<code>.1.3.6.1.4.1.674.10909.1.300</code>

The following management information base (MIB) tables define the objects in the Chassis Information Group:

- Chassis Information Table
- System BIOS Table

Chassis information table

Name	<code>chassisInformationTable</code>
Object ID	<code>.1.3.6.1.4.1.674.10909.1.300.10</code>
Description	This object defines the Chassis Information Table.
Syntax	SEQUENCE OF <code>ChassisInformationTableEntry</code>
Access	Not accessible

Chassis information table entry

Name	<code>chassisInformationTableEntry</code>
Object ID	<code>.1.3.6.1.4.1.674.10909.1.300.10.1</code>
Description	This object defines the Chassis Information Table Entry.
Syntax	<code>ChassisInformationTableEntry</code>
Access	Not accessible

Chassis index chassis information

Name	chassisIndexChassisInformation
Object ID	.1.3.6.1.4.1.674.10909.1.300.10.1.1
Description	This attribute defines the index (one-based) of the chassis.
Syntax	DellObjectRange
Access	Read only

Chassis status

Name	chassisStatus
Object ID	.1.3.6.1.4.1.674.10909.1.300.10.1.4
Description	This attribute defines the status of the chassis.
Syntax	INTEGER {other (1), unknown (2), ok (3), nonCritical (4), critical (5), nonRecoverable (6) }
Access	Read only

Chassis type

Name	chassisType
Object ID	.1.3.6.1.4.1.674.10909.1.300.10.1.6
Description	This attribute defines the chassis type of the chassis.
Syntax	INTEGER {other (1), unknown (2), desktop (3), lowProfileDesktop (4), pizzaBox (5), miniTower (6), tower (7), portable (8), lapTop (9), noteBook (10), handHeld (11), dockingStation (12), allInOne (13), subNoteBook (14), spaceSaving (15), lunchBox (16), mainSystemChassis (17), expansionChassis (18),

```
subChassis (19),
busExpansionChassis (20),
peripheralChassis (21),
raidChassis (22),
rackMountChassis (23),
sealedCasePC (24),
multiSystemChassis (25)
}
```

Access Read only

Chassis name

Name chassisName
Object ID .1.3.6.1.4.1.674.10909.1.300.10.1.7
Description This attribute defines the user-assigned name of the chassis.
Syntax DellString
Access Read only

Chassis manufacturer name

Name chassisManufacturerName
Object ID .1.3.6.1.4.1.674.10909.1.300.10.1.8
Description This attribute defines the name of the manufacturer of the chassis.
Syntax DellString
Access Read only

Chassis model name

Name ChassisModelName
Object ID .1.3.6.1.4.1.674.10909.1.300.10.1.9
Description This attribute defines the model name of chassis.
Syntax DellString
Access Read only

Chassis asset tag name

Name chassisAssetTagName
Object ID .1.3.6.1.4.1.674.10909.1.300.10.1.10
Description This attribute defines the asset tag name of the chassis.

Syntax DisplayString (SIZE (0..10))
Access Read only

Chassis service tag name

Name chassisServiceTagName
Object ID .1.3.6.1.4.1.674.10909.1.300.10.1.11
Description This attribute defines the service tag name of the chassis.
Syntax DisplayString (SIZE (0..7))
Access Read only

Chassis ID

Name chassisID
Object ID .1.3.6.1.4.1.674.10909.1.300.10.1.12
Description This attribute defines the system ID. If the value is 254 (0xFE), the attribute chassisID Extension provides the system ID.
Syntax DellUnsigned8BitRange
Access Read only

Chassis ID extension

Name chassisIDExtension
Object ID .1.3.6.1.4.1.674.10909.1.300.10.1.13
Description This attribute defines the system ID extension.
Syntax DellUnsigned16BitRange
Access Read only

Chassis system class

Name chassisSystemClass
Object ID .1.3.6.1.4.1.674.10909.1.300.10.1.14
Description This attribute defines the system class.
Syntax INTEGER {other(1),
unknown(2),
workstationClass(3),
serverClass(4),
desktopClass(5),
portableClass(6),
netPCClass(7),

```
storageClass (8)
}
```

Access Read only

Chassis system name

Name chassisSystemName
Object ID .1.3.6.1.4.1.674.10909.1.300.10.1.15
Description This attribute defines the host name of the system.
Syntax DellString
Access Read only

Chassis system boot date name

Name chassisSystemBootDateName
Object ID .1.3.6.1.4.1.674.10909.1.300.10.1.16
Description This attribute defines boot time of the system. Dates are defined in the ASCII format: yyyyMMddhhmmss.uuuuuu+fff or yyyyMMddhhmmss.uuuuuu-fff where, yyyy is the year MM is the month dd is the day hh are the hours mm are the minutes ss are the seconds uuuuuu is the number of microseconds +fff or -fff is the offset from UTC in minutes
Syntax DellDateName
Access Read only

Chassis system date name

Name chassisSystemDateName
Object ID .1.3.6.1.4.1.674.10909.1.300.10.1.17
Description This attribute defines the current time of the system. Dates are defined in the ASCII format: yyyyMMddhhmmss.uuuuuu+fff or yyyyMMddhhmmss.uuuuuu-fff where, yyyy is the year MM is the month dd is the day hh are the hours, mm are the minutes ss are the seconds uuuuuu is the number of microseconds +fff or -fff is the offset from UTC in minutes
Syntax DellDateName

Access Read only

System BIOS table

Name systemBIOSTable
Object ID .1.3.6.1.4.1.674.10909.1.300.50
Description This object defines the System BIOS Table.
Syntax SEQUENCE OF SystemBIOSTableEntry
Access Not accessible

System BIOS table entry

Name systemBIOSTableEntry
Object ID .1.3.6.1.4.1.674.10909.1.300.50.1
Description This object defines the System BIOS Table Entry.
Syntax SystemBIOSTableEntry
Access Not accessible

System BIOS chassis index

Name systemBIOSchassisIndex
Object ID .1.3.6.1.4.1.674.10909.1.300.50.1.1
Description This attribute defines the index (one-based) of the associated chassis.
Syntax DellObjectRange
Access Read only

System BIOS index

Name systemBIOSIndex
Object ID .1.3.6.1.4.1.674.10909.1.300.50.1.2
Description This attribute defines the index (one-based) of the system BIOS.
Syntax DellObjectRange
Access Read only

System BIOS state capabilities

Name	systemBIOSStateCapabilities
Object ID	.1.3.6.1.4.1.674.10909.1.300.50.1.3
Description	This attribute defines the state capabilities of the system BIOS.
Syntax	INTEGER {unknownCapabilities (1), enableCapable (2), notReadyCapable (4), enableAndNotReadyCapable (6) }
Access	Read only

System BIOS status

Name	systemBIOSStatus
Object ID	.1.3.6.1.4.1.674.10909.1.300.50.1.5
Description	This attribute defines the status of the system BIOS.
Syntax	INTEGER {other (1), unknown (2), ok (3), nonCritical (4), critical (5), nonRecoverable (6) }
Access	Read only

System BIOS size

Name	systemBIOSSize
Object ID	.1.3.6.1.4.1.674.10909.1.300.50.1.6
Description	This attribute defines the image size of the system BIOS in KB. Zero indicates size is unknown.
Syntax	DellUnsigned32BitRange
Access	Read only

System BIOS release date name

Name	systemBIOSReleaseDateName
Object ID	.1.3.6.1.4.1.674.10909.1.300.50.1.7
Description	This attribute defines the release date name of the system BIOS.

Syntax DellDateName
Access Read only

System BIOS version name

Name systemBIOSVersionName
Object ID .1.3.6.1.4.1.674.10909.1.300.50.1.8
Description This attribute defines the version name of the system BIOS.
Syntax DellString
Access Read only

System BIOS starting address

Name systemBIOSStartingAddress
Object ID .1.3.6.1.4.1.674.10909.1.300.50.1.9
Description This attribute defines the starting address of the system BIOS. Zero indicates the starting address is unknown.
Syntax DellUnsigned64BitRange
Access Read only


System BIOS ending address

Name systemBIOSEndingAddress
Object ID .1.3.6.1.4.1.674.10909.1.300.50.1.10
Description This attribute defines the ending address of the system BIOS. Zero indicates the starting address is unknown.
Syntax DellUnsigned64BitRange
Access Read only

System BIOS manufacturer name

Name systemBIOSManufacturerName
Object ID .1.3.6.1.4.1.674.10909.1.300.50.1.11
Description This attribute defines the name of the manufacturer of the system BIOS.
Syntax DellString
Access Read only

System BIOS characteristics

Name	systemBIOSCharacteristics
Object ID	.1.3.6.1.4.1.674.10909.1.300.50.1.12
Description	<p>This attribute defines characteristics of the system BIOS. This attribute is a bit field where a bit has the meaning defined below when set to 1 (one). Bit 63 is the first bit in the value, and bit 0 is the last bit in the value. See the description of <code>DellUnsigned64BitRange</code> at the beginning of this file for more information on the format of the value.</p> <p> NOTE: Bits 48-63 need to be examined in the context of the system ID.</p> <p>The system ID is available in the attribute <code>chassisID</code>. If the value for <code>chassisID</code> is non-zero, bits 48-63 have the meaning defined below:</p> <ul style="list-style-type: none">• Bit 0 — Reserved• Bit 1 — Reserved• Bit 2 — Unknown• Bit 3 — BIOS Characteristics Not Supported• Bit 4 — ISA is supported• Bit 5 — MCA is supported• Bit 6 — EISA is supported• Bit 7 — PCI is supported• Bit 8 — PC Card (PCMCIA) is supported• Bit 9 — Plug and Play is supported• Bit 10 — APM is supported• Bit 11 — BIOS is Upgradeable (Flash)• Bit 12 — BIOS shadowing is allowed• Bit 13 — VL-VESA is supported• Bit 14 — ESCD support is available• Bit 15 — Boot from CD is supported• Bit 16 — Selectable Boot is supported• Bit 17 — BIOS ROM is socketed• Bit 18 — Boot From PC Card (PCMCIA) is supported• Bit 19 — EDD (Enhanced Disk Drive) Specification is supported• Bit 20 — Int 13h - Japanese Floppy for NEC 9800 1.2mb (3.5 in, 1k Bytes/Sector, 360 RPM) is supported• Bit 21 — Int 13h - Japanese Floppy for Toshiba 1.2mb (3.5 in, 360 RPM) is supported• Bit 22 — Int 13h - 5.25 in / 360 KB Floppy Services are supported• Bit 23 — Int 13h - 5.25 in / 1.2MB Floppy Services are supported

- Bit 24 — Int 13h - 3.5 in / 720 KB Floppy Services are supported
- Bit 25 Int 13h - 3.5 in / 2.88 MB Floppy Services are supported
- Bit 26 — Int 5h, Print Screen Service is supported
- Bit 27 — Int 9h, 8042 Keyboard services are supported
- Bit 28 — Int 14h, Serial Services are supported
- Bit 29 — Int 17h, Printer Services are supported
- Bit 30 — Int 10h, CGA/Mono Video Services are supported
- Bit 31 — NEC PC-98
- Bit 32-47 — Reserved
- Bit 48 — Built-in NIC supports Magic Packet
- Bit 49 — System supports Wake-on-LAN
- Bit 50 — System supports chassis intrusion
- Bit 51 — Built-in NIC supports pattern-matching
- Bit 52 — System BIOS supports a 7-character service tag
- Bit 53-63 — Reserved

Syntax

DellUnsigned64BitRange

Access

Read only

System BIOS characteristics ext1

Name

systemBIOSCharacteristicsExt1

Object ID

.1.3.6.1.4.1.674.10909.1.300.50.1.13

Description

This attribute defines additional characteristics of the system BIOS. This attribute is a bit field where a bit has the meaning defined below when set to 1 (one).

- Bit 0 — ACPI supported
- Bit 1 — USB Legacy is supported
- Bit 2 — AGP is supported
- Bit 3 — I2O boot is supported
- Bit 4 — LS-120 boot is supported
- Bit 5 — ATAPI ZIP Drive boot is supported
- Bit 6 — 1394 boot is supported
- Bit 7 — Smart Battery supported

Syntax

DellUnsigned8BitRange

Access

Read only

System BIOS characteristics ext2

Name	systemBIOSCharacteristicsExt2
Object ID	.1.3.6.1.4.1.674.10909.1.300.50.1.14
Description	<p>This attribute defines additional characteristics of the system BIOS. This attribute is a bit field where a bit has the meaning defined below when set to 1 (one).</p> <ul style="list-style-type: none">• Bit 0 – BIOS Boot Specification supported• Bit 1– Function key-initiated Network Service boot supported• Bit 2 – Targeted Content Distribution supported• Bit 3-7 – Reserved
Syntax	DellUnsigned8BitRange
Access	Read only

Operating system group

The Operating System Group provides status and identifying information about a system's operating system. Identifying information includes the name, version, service pack, and patch level of the installed operating system.

Name	<code>operatingSystemGroup</code>
Object ID	<code>.1.3.6.1.4.1.674.10909.1.400</code>

The following management information base (MIB) tables define the objects in the Operating System Group:

- Operating System Table
- Operating System Memory Table

Operating system table

Name	<code>operatingSystemTable</code>
Object ID	<code>.1.3.6.1.4.1.674.10909.1.400.10</code>
Description	This object defines the Operating System Table.
Syntax	<code>SEQUENCE OF OperatingSystemTableEntry</code>
Access	Not accessible

Operating system table entry

Name	<code>operatingSystemTableEntry</code>
Object ID	<code>.1.3.6.1.4.1.674.10909.1.400.10.1</code>
Description	This object defines the Operating System Table Entry.
Syntax	<code>OperatingSystemTableEntry</code>
Access	Not accessible

Operating system chassis index

Name	<code>operatingSystemchassisIndex</code>
Object ID	<code>.1.3.6.1.4.1.674.10909.1.400.10.1.1</code>

Description	This attribute defines the index (one-based) of the associated chassis.
Syntax	DellObjectRange
Access	Read only

Operating system status

Name	operatingSystemStatus
Object ID	.1.3.6.1.4.1.674.10909.1.400.10.1.4
Description	This attribute defines the status of the operating system.
Syntax	INTEGER {other (1), unknown (2), ok (3), nonCritical (4), critical (5), nonRecoverable (6) }
Access	Read only

Operating system is primary

Name	operatingSystemIsPrimary
Object ID	.1.3.6.1.4.1.674.10909.1.400.10.1.5
Description	This attribute defines if this operating system is the primary operating system or not.
Syntax	DellBoolean
Access	Read only\

Operating system operating system name

Name	operatingSystemOperatingSystemName
Object ID	.1.3.6.1.4.1.674.10909.1.400.10.1.6
Description	This attribute defines the name of the operating system.
Syntax	DisplayString (SIZE (0..255))
Access	Read only

Operating system operating system version name

Name	operatingSystemOperatingSystemVersionName
Object ID	.1.3.6.1.4.1.674.10909.1.400.10.1.7
Description	This attribute defines the version of the operating system.
Syntax	DisplayString (SIZE (0..255))
Access	Read only

Operating system memory table

Name	operatingSystemMemoryTable
Object ID	.1.3.6.1.4.1.674.10909.1.400.20
Description	This object defines the Operating System Memory Table.
Syntax	SEQUENCE OF OperatingSystemMemoryTableEntry
Access	Not accessible

Operating system memory table entry

Name	operatingSystemMemoryTableEntry
Object ID	.1.3.6.1.4.1.674.10909.1.400.20.1
Description	This object defines the Operating System Memory Table Entry.
Syntax	OperatingSystemMemoryTableEntry
Access	Not accessible

Operating system memory chassis index

Name	operatingSystemMemorychassisIndex
Object ID	.1.3.6.1.4.1.674.10909.1.400.20.1.1
Description	This attribute defines the index (one-based) of the associated chassis.
Syntax	DellObjectRange
Access	Read only

Operating system memory chassis index

Name	operatingSystemchassisIndex
Object ID	.1.3.6.1.4.1.674.10909.1.400.20.1.1
Description	This attribute defines the index (one-based) of the associated chassis.
Syntax	DellObjectRange
Access	Read only

Operating system memory state capabilities

Name	operatingSystemMemoryStateCapabilities
Object ID	.1.3.6.1.4.1.674.10909.1.400.20.1.2
Description	This attribute defines the state capabilities of the operating system memory.
Syntax	INTEGER {unknownCapabilities (1), enableCapable (2), notReadyCapable (4), enableAndNotReadyCapable (6) }
Access	Read only

Operating system memory status

Name	operatingSystemMemoryStatus
Object ID	.1.3.6.1.4.1.674.10909.1.400.20.1.4
Description	This attribute defines the status of the operating system memory.
Syntax	INTEGER {other (1), unknown (2), ok (3), nonCritical (4), critical (5), nonRecoverable (6) }
Access	Read only

Operating system memory total physical size

Name	operatingSystemMemoryTotalPhysicalSize
Object ID	.1.3.6.1.4.1.674.10909.1.400.20.1.5
Description	This attribute defines the total physical memory for the operating system memory in KB.

Syntax	DellUnsigned32BitRange
Access	Read only

Operating system memory available physical size

Name	operatingSystemMemoryAvailablePhysicalSize
Object ID	.1.3.6.1.4.1.674.10909.1.400.20.1.6
Description	This attribute defines the available physical memory for the operating system memory in KB.
Syntax	DellUnsigned32BitRange
Access	Read only

Operating system memory total page file size

Name	operatingSystemMemoryTotalPageFileSize
Object ID	.1.3.6.1.4.1.674.10909.1.400.20.1.7
Description	This attribute defines the total page file memory for the operating system memory in KB.
Syntax	DellUnsigned32BitRange
Access	Read only

Operating system memory available page file size

Name	operatingSystemMemoryAvailablePageFileSize
Object ID	.1.3.6.1.4.1.674.10909.1.400.20.1.8
Description	This attribute defines the available page file memory for the operating system memory in kilo bytes.
Syntax	DellUnsigned32BitRange
Access	Read only

Remote flash BIOS group

The Remote Flash Basic Input/Output System (BIOS) Table defines the variables used to remotely update the BIOS in a system. The variables also define the capabilities of BIOS updates on the system.

Name	remoteFlashBIOSGroup
Object ID	.1.3.6.1.4.1.674.10909.1.900

Remote flash BIOS group table

The Remote Flash BIOS Group defines objects in the Remote Flash BIOS MIB table.

Remote flash BIOS table

Name	remoteFlashBIOSTable
Object ID	.1.3.6.1.4.1.674.10909.1.900.10
Description	This object defines the Remote Flash BIOS Table.
Syntax	SEQUENCE OF RemoteFlashBIOSTableEntry
Access	Not accessible

Remote flash BIOS table entry

Name	remoteFlashBIOSTableEntry
Object ID	.1.3.6.1.4.1.674.10909.1.900.10.1
Description	This object defines the Remote Flash BIOS Table Entry.
Syntax	RemoteFlashBIOSTableEntry
Access	Not accessible

Remote flash BIOS chassis index

Name	remoteFlashBIOSchassisIndex
Object ID	.1.3.6.1.4.1.674.10909.1.900.10.1.1
Description	This attribute defines the index (one-based) of the associated chassis.

Syntax DellObjectRange
Access Read only

Remote flash BIOS index

Name remoteFlashBIOSIndex
Object ID .1.3.6.1.4.1.674.10909.1.900.10.1.2
Description This attribute defines the index (one-based) of the remote flash BIOS function.
Syntax DellObjectRange
Access Read only

Remote flash BIOS status

Name remoteFlashBIOSStatus
Object ID .1.3.6.1.4.1.674.10909.1.900.10.1.5
Description This attribute defines the status of the remote flash BIOS function.
Syntax INTEGER {other (1),
unknown (2),
ok (3),
nonCritical (4),
critical (5),
nonRecoverable (6)
}
Access Read only

Remote flash BIOS completion code

Name remoteFlashBIOSLastBIOSDateName
Object ID .1.3.6.1.4.1.674.10909.1.900.10.1.6
Description This attribute defines the date of last BIOS update.
Dates are defined in the ASCII format:
yyyyMMddhhmmss.uuuuuu+fff or
yyyyMMddhhmmss.uuuuuu-fff
where,
yyyy is the year
MM is the month
dd is the day

hh are the hours

mm are the minutes

ss are the seconds

uuuuuu is the number of microseconds, and +fff or -fff is the offset from UTC in minutes.

Syntax DellDateName
Access Read only

Remote flash BIOS completion code

Name remoteFlashBIOSCompletionCode
Object ID .1.3.6.1.4.1.674.10909.1.900.10.1.7
Description This attribute defines the status completion code for the last BIOS flashed.
Syntax INTEGER { completionCodeIsOther(1), completionCodeIsUnknown(2), completionCodeIsOK(3), completionCodeIsBadImage(4), completionCodeIsNoFileAccess(5), completionCodeIsNotReady(6), completionCodeIsDisabled(7), completionCodeIsNoBattery(8), completionCodeIsNoChargedBattery(9), completionCodeIsNoExternalPower(10), completionCodeIsNo12VoltSet(11), completionCodeIsNo12VoltRemoval(12), completionCodeIsFlashMemoryFailed(13), completionCodeIsGeneralFailure(14), completionCodeIsDataMiscompare(15), completionCodeIsNoImageFound(16), completionCodeIsNoUpdatePerformed(17) }
Access Read only

Remote flash BIOS minimum contiguous memory

Name remoteFlashBIOSMinimumContiguousMemory
Object ID .1.3.6.1.4.1.674.10909.1.900.10.1.8
Description This attribute defines the minimum size in KB of contiguous memory required for the remote flash BIOS function.
Syntax DellUnsigned32BitRange
Access Read only

Port group

The Port Group provides information about the different types of ports that may be present in your system. This management information base (MIB) group also provides information about the capabilities, states, and settings that are possible for each port.

Name	portGroup
Object ID	.1.3.6.1.4.1.674.10909.1.1000

Port group tables

The following MIB tables define objects in the Port Group:

- Pointing Port Table
- Keyboard Port Table
- Processor Port Table
- Memory Device Port Table
- Parallel Port Table
- Serial Port Table
- USB Port Table

Pointing port table

Name	pointingPortTable
Object ID	.1.3.6.1.4.1.674.10909.1.1000.10
Description	This object defines the Pointing Port Table.
Syntax	SEQUENCE OF PointingPortTableEntry
Access	Not accessible

Pointing port table entry

Name	pointingPortTableEntry
Object ID	.1.3.6.1.4.1.674.10909.1.1000.10.1
Description	This object defines the Pointing Port Table Entry.
Syntax	PointingPortTableEntry
Access	Not accessible

Pointing port chassis index

Name	pointingPortChassisIndex
Object ID	.1.3.6.1.4.1.674.10909.1.1000.10.1.1
Description	This attribute defines the index (one-based) of the associated chassis.
Syntax	DellObjectRange
Access	Read only

Pointing port index

Name	pointingPortIndex
Object ID	.1.3.6.1.4.1.674.10909.1.1000.10.1.2
Description	This attribute defines the index (one-based) of the pointing port.
Syntax	DellObjectRange
Access	Read only

Pointing port status

Name	pointingPortStatus
Object ID	.1.3.6.1.4.1.674.10909.1.1000.10.1.5
Description	This attribute defines the status of the pointing port.
Syntax	INTEGER {other(1), unknown(2), ok(3), nonCritical(4), critical(5), nonRecoverable(6)}
Access	Read only

Pointing port connector type

Name	pointingPortConnectorType
Object ID	.1.3.6.1.4.1.674.10909.1.1000.10.1.7
Description	This attribute defines the connector type of the pointing port.
Syntax	INTEGER {connectorPortTypeIsOther(1), connectorPortTypeIsUnknown(2), connectorPortTypeIsSerial(3), connectorPortTypeIsPS2(4), connectorPortTypeIsInfrared(5), connectorPortTypeIsHPHIL(6), connectorPortTypeIsBusMouse(7), connectorPortTypeIsADB(8), connectorPortTypeIsDB9(9),

```
connectorPortTypeIsMicroDIN(10),
connectorPortTypeIsAccessBusUSB(11),
connectorPortTypeIsPC98(12)
}
```

Access

Read only

Pointing port name

Name

pointingPortName

Object ID

.1.3.6.1.4.1.674.10909.1.1000.10.1.8

Description

This attribute defines name of the pointing port.

Syntax

DellString

Access

Read only

Pointing port bios connector type

Name

pointingPortBIOSConnectorType

Object ID

.1.3.6.1.4.1.674.10909.1.1000.10.1.9

Description

This attribute defines the BIOS connector type of the pointing port.

Syntax

```
INTEGER {portConnectorTypeIsOther(1),
portConnectorTypeIsNone(2),
portConnectorTypeIsCentronics(3),
portConnectorTypeIsMiniCentronics(4),
portConnectorTypeIsProprietary(5),
portConnectorTypeIsDB25Male(6),
portConnectorTypeIsDB25Female(7),
portConnectorTypeIsDB15Male(8),
portConnectorTypeIsDB15Female(9),
portConnectorTypeIsDB9Male(10),
portConnectorTypeIsDB9Female(11),
portConnectorTypeIsRJ11(12),
portConnectorTypeIsRJ45(13),
portConnectorTypeIsMiniSCSI50Pin(14),
portConnectorTypeIsMiniDIN(15),
portConnectorTypeIsMicroDIN(16),
portConnectorTypeIsPS2(17),
portConnectorTypeIsInfrared(18),
portConnectorTypeIsHPHIL(19),
portConnectorTypeIsAccessBussUSB(20),
portConnectorTypeIssASCSI(21),
portConnectorTypeIsCirdin8Male(22),
portConnectorTypeIsCirdin8Female(23),
portConnectorTypeIsIDE(24),
portConnectorTypeIsFloppy(25),
portConnectorTypeIsDIN9Pin(26),
portConnectorTypeIsDIN25Pin(27),
portConnectorTypeIsDIN50Pin(28),
portConnectorTypeIsDIN68Pin(29),
portConnectorTypeIsCDROMLineOut(30),
portConnectorTypeIsMiniCentronics14(31),
,
portConnectorTypeIsMiniCentronics26(32)
```

```
, portConnectorTypeIsMiniJack (33),
portConnectorTypeIsBNC (34),
portConnectorTypeIs1394 (35),
portConnectorTypeIsPC98 (36),
portConnectorTypeIsPC98Hireso (37), portC
onnectoTypeIsPCH98 (38),
portConnectorTypeIsPC98Note (39),
portConnectorTypeIsPC98Full (40)
}
```

Access Read only

Keyboard port table

Name keyboardPortTable
Object ID .1.3.6.1.4.1.674.10909.1.1000.20
Description This object defines the Keyboard Port Table.
Syntax SEQUENCE OF KeyboardPortTableEntry
Access Not accessible

Keyboard port table entry

Name KeyboardPortTableEntry
Object ID .1.3.6.1.4.1.674.10909.1.1000.20.1
Description This object defines the Keyboard Port Entry.
Syntax SEQUENCE OF KeyboardPortTableEntry
Access Not accessible

Keyboard port chassis index

Name keyboardPortchassisIndex
Object ID .1.3.6.1.4.1.674.10909.1.1000.20.1.1
Description This attribute defines the index (one-based) of the associated chassis.
Syntax DellObjectRange
Access Read only

Keyboard port index

Name keyboardPortIndex
Object ID .1.3.6.1.4.1.674.10909.1.1000.20.1.2
Description This attribute defines the index (one-based) of the keyboard port.
Syntax DellObjectRange

Access	Read only
Keyboard status	
Name	keyboardPortStatus
Object ID	.1.3.6.1.4.1.674.10909.1.1000.20.1.5
Description	This attribute defines the status of the keyboard port.
Syntax	INTEGER {other (1), unknown (2), ok (3), nonCritical (4), critical (5), nonRecoverable (6) }
Access	Read only
Keyboard port connector type	
Name	keyboardPortConnectorType
Object ID	.1.3.6.1.4.1.674.10909.1.1000.20.1.7
Description	This attribute defines the connector type of the keyboard port.
Syntax	INTEGER {connectorPortTypeIsOther (1), connectorPortTypeIsUnknown (2), connectorPortTypeIsMiniDIN (3), connectorPortTypeIsMicroDIN (4), connectorPortTypeIsPS2 (5), connectorPortTypeIsInfrared (6), connectorPortTypeIsHPHIL (7), connectorPortTypeIsDB9 (8), connectorPortTypeIsAccessBusUSB (9), connectorPortTypeIsPC98 (10) }
Access	Read only
Keyboard port name	
Name	keyboardPortName
Object ID	.1.3.6.1.4.1.674.10909.1.1000.20.1.8
Description	This attribute defines name of the keyboard port.
Syntax	DellString
Access	Read only

Keyboard port BIOS connector type

Name	keyboardPortBIOSConnectorType
Object ID	.1.3.6.1.4.1.674.10909.1.1000.20.1.9
Description	This attribute defines the BIOS connector type of the keyboard port.
Syntax	<pre>INTEGER {portConnectorTypeIsOther (1), portConnectorTypeIsNone (2), portConnectorTypeIsCentronics (3), portConnectorTypeIsMiniCentronics (4), portConnectorTypeIsProprietary (5), portConnectorTypeIsDB25Male (6), portConnectorTypeIsDB25Female (7), portConnectorTypeIsDB15Male (8), portConnectorTypeIsDB15Female (9), portConnectorTypeIsDB9Male (10), portConnectorTypeIsDB9Female (11), portConnectorTypeIsRJ11 (12), portConnectorTypeIsRJ45 (13), portConnectorTypeIsMiniSCSI50Pin (14), portConnectorTypeIsMiniDIN (15), portConnectorTypeIsMicroDIN (16), portConnectorTypeIsPS2 (17), portConnectorTypeIsInfrared (18), portConnectorTypeIsHPHIL (19), portConnectorTypeIsAccessBussUSB (20), portConnectorTypeIssASCSI (21), portConnectorTypeIsCirdin8Male (22), portConnectorTypeIsCirdin8Female (23), portConnectorTypeIsIDE (24), portConnectorTypeIsFloppy (25), portConnectorTypeIsDIN9Pin (26), portConnectorTypeIsDIN25Pin (27), portConnectorTypeIsDIN50Pin (28), portConnectorTypeIsDIN68Pin (29), portConnectorTypeIsCDROMLineOut (30), portConnectorTypeIsMiniCentronics14 (31) , portConnectorTypeIsMiniCentronics26 (32) , portConnectorTypeIsMiniJack (33), portConnectorTypeIsBNC (34), portConnectorTypeIs1394 (35), portConnectorTypeIsPC98 (36), portConnectorTypeIsPC98Hireso (37), portC onnectortypeIsPCH98 (38), portConnectorTypeIsPC98Note (39), portConnectorTypeIsPC98Full (40) }</pre>
Access	Read only

Processor port table

Name	processorPortTable
Object ID	.1.3.6.1.4.1.674.10909.1.1000.30

Description	This object defines the Processor Port Table.
Syntax	SEQUENCE OF ProcessorPortTableEntry
Access	Not accessible

Processor port table entry

Name	processorPortTableEntry
Object ID	.1.3.6.1.4.1.674.10909.1.1000.30.1
Description	This object defines the Processor Port Table Entry.
Syntax	ProcessorPortTableEntry
Access	Not accessible

Processor port chassis index

Name	processorPortchassisIndex
Object ID	.1.3.6.1.4.1.674.10909.1.1000.30.1.1
Description	This attribute defines the index (one-based) of the associated chassis.
Syntax	DellObjectRange
Access	Read only

Processor port index

Name	processorPortIndex
Object ID	.1.3.6.1.4.1.674.10909.1.1000.30.1.2
Description	This attribute defines the index (one-based) of the processor port.
Syntax	DellObjectRange
Access	Read only

Processor port status

Name	processorPortStatus
Object ID	.1.3.6.1.4.1.674.10909.1.1000.30.1.5
Description	This attribute defines the status of the processor port.
Syntax	INTEGER {other (1), unknown (2), ok (3), nonCritical (4), critical (5), nonRecoverable (6) }

Access	Read only
Processor port connector type	
Name	processorPortConnectorType
Object ID	.1.3.6.1.4.1.674.10909.1.1000.30.1.7
Description	This attribute defines the connector type of the processor port.
Syntax	<pre> INTEGER {connectorPortTypeIsOther (1), connectorPortTypeIsUnknown (2), connectorPortTypeIsDaughterdBoard (3), connectorPortTypeIsZIFSocket (4), connectorPortTypeIsAPiggyBackBoard (5), connectorPortTypeIsNone (6), connectorPortTypeIsLIFSocket (7), connectorPortTypeIsSlot1 (8), connectorPortTypeIsSlot2 (9), connectorPortTypeIs370PinSocket (10) } </pre>
Access	Read only
Processor port name	
Name	processorPortName
Object ID	.1.3.6.1.4.1.674.10909.1.1000.30.1.8
Description	This attribute defines the processor port name.
Syntax	DellString
Access	Read only
Processor port BIOS connector type	
Name	processorPortBIOSConnectorType
Object ID	.1.3.6.1.4.1.674.10909.1.1000.30.1.9
Description	This attribute defines the BIOS connector type of the processor port.
Syntax	<pre> INTEGER {portConnectorTypeIsOther (1), portConnectorTypeIsNone (2), portConnectorTypeIsCentronics (3), portConnectorTypeIsMiniCentronics (4), portConnectorTypeIsProprietary (5), portConnectorTypeIsDB25Male (6), portConnectorTypeIsDB25Female (7), portConnectorTypeIsDB15Male (8), portConnectorTypeIsDB15Female (9), portConnectorTypeIsDB9Male (10), portConnectorTypeIsDB9Female (11), portConnectorTypeIsRJ11 (12), portConnectorTypeIsRJ45 (13), portConnectorTypeIsMiniSCSI50Pin (14), } </pre>

```

portConnectorTypeIsMiniDIN(15),
portConnectorTypeIsMicroDIN(16),
portConnectorTypeIsPS2(17),
portConnectorTypeIsInfrared(18),
portConnectorTypeIsHPHIL(19),
portConnectorTypeIsAccessBussUSB(20),
portConnectorTypeIsSASCSI(21),
portConnectorTypeIsCirdin8Male(22),
portConnectorTypeIsCirdin8Female(23),
portConnectorTypeIsIDE(24),
portConnectorTypeIsFloppy(25),
portConnectorTypeIsDIN9Pin(26),
portConnectorTypeIsDIN25Pin(27),
portConnectorTypeIsDIN50Pin(28),
portConnectorTypeIsDIN68Pin(29),
portConnectorTypeIsCDROMLineOut(30),
portConnectorTypeIsMiniCentronics14(31)
,
portConnectorTypeIsMiniCentronics26(32)
, portConnectorTypeIsMiniJack(33),
portConnectorTypeIsBNC(34),
portConnectorTypeIs1394(35),
portConnectorTypeIsPC98(36),
portConnectorTypeIsPC98Hireso(37), portC
onconnectorTypeIsPCH98(38),
portConnectorTypeIsPC98Note(39),
portConnectorTypeIsPC98Full(40)
}

```

Access

Read only

Memory device port table

Name

memoryDevicePortTable

Object ID

.1.3.6.1.4.1.674.10909.1.1000.40

Description

This object defines the Memory Device Port Table.

Syntax

SEQUENCE OF MemoryDevicePortTableEntry

Access

Not accessible

Memory device port table entry

Name

memoryDevicePortTableEntry

Object ID

.1.3.6.1.4.1.674.10909.1.1000.40.1

Description

This object defines the Memory Device Port Table Entry.

Syntax

MemoryDevicePortTableEntry

Access

Not accessible

Memory device port chassis index

Name	memoryDevicePortchassisIndex
Object ID	.1.3.6.1.4.1.674.10909.1.1000.40.1.1
Description	This attribute defines the index (one-based) of the associated chassis.
Syntax	DellObjectRange
Access	Read only

Memory device port index

Name	memoryDevicePortIndex
Object ID	.1.3.6.1.4.1.674.10909.1.1000.40.1.2
Description	This attribute defines the index (one-based) of the memory device port.
Syntax	DellObjectRange
Access	Read only

Memory device port status

Name	memoryDevicePortStatus
Object ID	.1.3.6.1.4.1.674.10909.1.1000.40.1.5
Description	This attribute defines the status of the memory device port.
Syntax	INTEGER {other(1), unknown(2), ok(3), nonCritical(4), critical(5), nonRecoverable(6) }
Access	Read only

Memory device port connector type

Name	memoryDevicePortConnectorType
Object ID	.1.3.6.1.4.1.674.10909.1.1000.40.1.7
Description	This attribute defines the connector type of the memory device port.
Syntax	INTEGER {connectorPortTypeIsOther(1), connectorPortTypeIsUnknown(2), connectorPortTypeIsSIMM(3), connectorPortTypeIsSIP(4), connectorPortTypeIsAChip(5), }

```

connectorPortTypeIsDIP(6),
connectorPortTypeIsZIP(7),
connectorPortTypeIsAProprietaryCard(8),

connectorPortTypeIsDIMM(9),
connectorPortTypeIsTSOP(10),
connectorPortTypeIsARowOfChips(11),
connectorPortTypeIsRIMM(12),
connectorPortTypeIsSODIMM(13),
connectorPortTypeIsSRIMM(14)
}

```

Access

Read only

Memory device port name

Name

memoryDevicePortName

Object ID

.1.3.6.1.4.1.674.10909.1.1000.40.1.8

Description

This attribute defines name of the memory device port.

Syntax

DellString

Access

Read only

Memory device port BIOS connector type

Name

memoryDevicePortBIOSConnectorType

Object ID

.1.3.6.1.4.1.674.10909.1.1000.40.1.9

Description

This attribute defines the BIOS connector type of the memory device port.

Syntax

```

INTEGER {portConnectorTypeIsOther(1),
portConnectorTypeIsNone(2),
portConnectorTypeIsCentronics(3),
portConnectorTypeIsMiniCentronics(4),
portConnectorTypeIsProprietary(5),
portConnectorTypeIsDB25Male(6),
portConnectorTypeIsDB25Female(7),
portConnectorTypeIsDB15Male(8),
portConnectorTypeIsDB15Female(9),
portConnectorTypeIsDB9Male(10),
portConnectorTypeIsDB9Female(11),
portConnectorTypeIsRJ11(12),
portConnectorTypeIsRJ45(13),
portConnectorTypeIsMiniSCSI50Pin(14),
portConnectorTypeIsMiniDIN(15),
portConnectorTypeIsMicroDIN(16),
portConnectorTypeIsPS2(17),
portConnectorTypeIsInfrared(18),
portConnectorTypeIsHPHIL(19),
portConnectorTypeIsAccessBussUSB(20),
portConnectorTypeIssASCSI(21),
portConnectorTypeIsCirdin8Male(22),
portConnectorTypeIsCirdin8Female(23),
portConnectorTypeIsIDE(24),
portConnectorTypeIsFloppy(25),

```

```

portConnectorTypeIsDIN9Pin(26),
portConnectorTypeIsDIN25Pin(27),
portConnectorTypeIsDIN50Pin(28),
portConnectorTypeIsDIN68Pin(29),
portConnectorTypeIsCDROMLineOut(30),
portConnectorTypeIsMiniCentronics14(31)
,
portConnectorTypeIsMiniCentronics26(32)
, portConnectorTypeIsMiniJack(33),
portConnectorTypeIsBNC(34),
portConnectorTypeIs1394(35),
portConnectorTypeIsPC98(36),
portConnectorTypeIsPC98Hireso(37),
portConnectorTypeIsPCH98(38),
portConnectorTypeIsPC98Note(39),
portConnectorTypeIsPC98Full(40)
}

```

Access Read only

Parallel port table

Name parallelPortTable

Object ID .1.3.6.1.4.1.674.10909.1.1000.70

Description This object defines the Parallel Port Table.

Syntax SEQUENCE OF ParallelPortTableEntry

Access Not accessible

Parallel port table entry

Name parallelPortTableEntry

Object ID .1.3.6.1.4.1.674.10909.1.1000.70.1

Description This object defines the Parallel Port Table Entry.

Syntax ParallelPortTableEntry

Access Not accessible

Parallel port chassis index

Name processorPortchassisIndex

Object ID .1.3.6.1.4.1.674.10909.1.1000.70.1.1

Description This attribute defines the index (one-based) of the associated chassis.

Syntax DellObjectRange

Access Read only

Parallel port index

Name	processorPortIndex
Object ID	.1.3.6.1.4.1.674.10909.1.1000.70.1.2
Description	This attribute defines the index (one-based) of the processor port.
Syntax	DellObjectRange
Access	Read only

Parallel port status

Name	parallelPortStatus
Object ID	.1.3.6.1.4.1.674.10909.1.1000.70.1.5
Description	This attribute defines the status of the parallel port.
Syntax	INTEGER {other (1), unknown (2), ok (3), nonCritical (4), critical (5), nonRecoverable (6) }
Access	Read only

Parallel port connector type

Name	parallelPortConnectorType
Object ID	.1.3.6.1.4.1.674.10909.1.1000.70.1.7
Description	This attribute defines the connector type of the parallel port.
Syntax	INTEGER {connectorPortTypeIsOther (1), connectorPortTypeIsUnknown (2), connectorPortTypeIsDB25PinFemale (3), connectorPortTypeIsDB25PinMale (4), connectorPortTypeIsCentronics (5), connectorPortTypeIsMiniCentronics (6), connectorPortTypeIsProprietary (7), connectorPortTypeIsCentronics14 (8), connectorPortTypeIsDB36PinFemale (9), connectorPortTypeIsMiniCentronics20 (10) }
Access	Read only

Parallel port name

Name	parallelPortName
Object ID	.1.3.6.1.4.1.674.10909.1.1000.70.1.8
Description	This attribute defines the parallel port name.
Syntax	DellString
Access	Read only

Parallel port connector pin out

Name	parallelPortConnectorPinOut
Object ID	.1.3.6.1.4.1.674.10909.1.1000.70.1.9
Description	This attribute defines the parallel port pin out.
Syntax	INTEGER {connectorPortPinoutIsOther(1), connectorPortPinoutIsUnknown(2), connectorPortPinoutIsXTorAT(3), connectorPortPinoutIsPS2(4), connectorPortPinoutIsIEEE1284(5), connectorPortPinoutIsProprietary(6), connectorPortPinoutIsPC98(7), connectorPortPinoutIsPC98Hireso(8), connectorPortPinoutIsPC98Note(9), connectorPortPinoutIsPC98Full(10) }
Access	Read only

Parallel port base Input/Output address

Name	parallelPortBaseIOAddress
Object ID	.1.3.6.1.4.1.674.10909.1.1000.70.1.11
Description	This attribute defines the parallel port base I/O address.
Syntax	DellUnsigned64BitRange
Access	Read only

Parallel port irq level

Name	parallelPortIRQLevel
Object ID	.1.3.6.1.4.1.674.10909.1.1000.70.1.12
Description	This attribute defines the Interrupt Request Level of the parallel port.
Syntax	DellUnsigned8BitRange
Access	Read only

Parallel port dma support

Name	parallelPortDMASupport
Object ID	.1.3.6.1.4.1.674.10909.1.1000.70.1.13
Description	This attribute defines if DMA is supported by the parallel port.
Syntax	DellBoolean
Access	Read only

Serial port table

Name	serialPortTable
Object ID	.1.3.6.1.4.1.674.10909.1.1000.80
Description	This object defines the Serial Port Table.
Syntax	SEQUENCE OF SerialPortTableEntry
Access	Not accessible

Serial port table entry

Name	serialPortTableEntry
Object ID	.1.3.6.1.4.1.674.10909.1.1000.80.1
Description	This object defines the Serial Port Table Entry.
Syntax	SerialPortTableEntry
Access	Not accessible

Serial port chassis index

Name	serialPortchassisIndex
Object ID	.1.3.6.1.4.1.674.10909.1.1000.80.1.1
Description	This attribute defines the index (one-based) of the associated chassis.
Syntax	DellObjectRange
Access	Read only

Serial port index

Name	serialPortIndex
Object ID	.1.3.6.1.4.1.674.10909.1.1000.80.1.2
Description	This attribute defines the index (one-based) of the serial port.

Syntax DellObjectRange
Access Read only

Serial port status

Name serialPortStatus
Object ID .1.3.6.1.4.1.674.10909.1.1000.80.1.5
Description This attribute defines the status of the serial port.
Syntax INTEGER {other(1),
unknown(2),
ok(3),
nonCritical(4),
critical(5),
nonRecoverable(6)
}
Access Read only

Serial port connector type

Name serialPortConnectorType
Object ID .1.3.6.1.4.1.674.10909.1.1000.80.1.7
Description This attribute defines the connector type of the serial port.
Syntax INTEGER {connectorPortTypeIsOther(1),
connectorPortTypeIsUnknown(2),
connectorPortTypeIsDB9PinMale(3),
connectorPortTypeIsDB9PinFemale(4),
connectorPortTypeIsDB25PinMale(5),
connectorPortTypeIsDB25PinFemale(6),
connectorPortTypeIsRJ11(7),
connectorPortTypeIsRJ45(8),
connectorPortTypeIsProprietary(9),
connectorPortTypeIsCirdin8Male(10),
connectorPortTypeIsCirdin8Female(11),
connectorPortTypeIsMiniCentronics14(12),
,
connectorPortTypeIsMiniCentronics26(13)
}
Access Read only

Serial port name

Name serialPortName
Object ID .1.3.6.1.4.1.674.10909.1.1000.80.1.8
Description This attribute defines the serial port name.
Syntax DellString
Access Read only

Serial port maximum speed

Name	serialPortMaximumSpeed
Object ID	.1.3.6.1.4.1.674.10909.1.1000.80.1.9
Description	This attribute defines the maximum speed the serial port can support in bits per second. Zero indicates maximum speed is unknown.
Syntax	DellUnsigned32BitRange
Access	Read only

Serial port capabilities unique

Name	serialPortCapabilitiesUnique
Object ID	.1.3.6.1.4.1.674.10909.1.1000.80.1.10
Description	This attribute defines the mode capabilities of the serial port.
Syntax	INTEGER {other (1), unknown (2), xtorATCapable (4), c16450Capable (8), c16550Capable (16), c16550aCapable (32), c8251Capable (64), c8251FIFOCapable (128) }
Access	Read only

Serial port base input/output address

Name	serialPortBaseIOAddress
Object ID	.1.3.6.1.4.1.674.10909.1.1000.80.1.11
Description	This attribute defines the base I/O address of the serial port.
Syntax	DellUnsigned64BitRange
Access	Read only

Serial port IRQ level

Name	serialPortIRQLevel
Object ID	.1.3.6.1.4.1.674.10909.1.1000.80.1.12
Description	This attribute defines the Interrupt Request Level of the serial port.
Syntax	DellUnsigned8BitRange
Access	Read only

USB port table

Name	uSBPortTable
Object ID	.1.3.6.1.4.1.674.10909.1.1000.90
Description	This object defines the Universal Serial Bus (USB) Port Table.
Syntax	SEQUENCE OF USBPortTableEntry
Access	Not accessible

USB port table entry

Name	uSBPortTableEntry
Object ID	.1.3.6.1.4.1.674.10909.1.1000.90.1
Description	This object defines the USB Port Table Entry.
Syntax	USBPortTableEntry
Access	Not accessible

USB port chassis index

Name	uSBPortchassisIndex
Object ID	.1.3.6.1.4.1.674.10909.1.1000.90.1.1
Description	This attribute defines the index (one-based) of the associated chassis.
Syntax	DellObjectRange
Access	Read only

USB port index

Name	uSBPortIndex
Object ID	.1.3.6.1.4.1.674.10909.1.1000.90.1.2
Description	This attribute defines the index (one-based) of the USB port.
Syntax	DellObjectRange
Access	Read only

USB port status

Name	uSBPortStatus
Object ID	.1.3.6.1.4.1.674.10909.1.1000.90.1.5
Description	Defines the status of the USB port.
Syntax	INTEGER {other (1), unknown (2), ok (3),

```
nonCritical(4),
critical(5),
nonRecoverable(6)
}
```

Access Read only

USB port connector type

Name uSBPortConnectorType
Object ID .1.3.6.1.4.1.674.10909.1.1000.90.1.7
Description This attribute defines the connector type of the USB port.
Syntax INTEGER {connectorPortTypeIsOther(1), connectorPortTypeIsUnknown(2), connectorPortTypeIsUSB(3)}
Access Read only

USB port name

Name uSBPortName
Object ID .1.3.6.1.4.1.674.10909.1.1000.90.1.8
Description This attribute defines the USB port name.
Syntax DellString
Access Read only

USB port BIOS connector type

Name uSBPortBIOSConnectorType
Object ID .1.3.6.1.4.1.674.10909.1.1000.90.1.9
Description This attribute defines the BIOS connector type of the USB port.
Syntax INTEGER {portConnectorTypeIsOther(1), portConnectorTypeIsNone(2), portConnectorTypeIsCentronics(3), portConnectorTypeIsMiniCentronics(4), portConnectorTypeIsProprietary(5), portConnectorTypeIsDB25Male(6), portConnectorTypeIsDB25Female(7), portConnectorTypeIsDB15Male(8), portConnectorTypeIsDB15Female(9), portConnectorTypeIsDB9Male(10), portConnectorTypeIsDB9Female(11), portConnectorTypeIsRJ11(12), portConnectorTypeIsRJ45(13), portConnectorTypeIsMiniSCSI50Pin(14), portConnectorTypeIsMiniDIN(15), portConnectorTypeIsMicroDIN(16), portConnectorTypeIsPS2(17), portConnectorTypeIsInfrared(18),

```
portConnectorTypeIsHPHIL(19),
portConnectorTypeIsAccessBussUSB(20),
portConnectorTypeIsSASCSI(21),
portConnectorTypeIsCirdin8Male(22),
portConnectorTypeIsCirdin8Female(23),
portConnectorTypeIsIDE(24),
portConnectorTypeIsFloppy(25),
portConnectorTypeIsDIN9Pin(26),
portConnectorTypeIsDIN25Pin(27),
portConnectorTypeIsDIN50Pin(28),
portConnectorTypeIsDIN68Pin(29),
portConnectorTypeIsCDROMLineOut(30),
portConnectorTypeIsMiniCentronics14(31)
,
portConnectorTypeIsMiniCentronics26(32)
, portConnectorTypeIsMiniJack(33),
portConnectorTypeIsBNC(34),
portConnectorTypeIs1394(35),
portConnectorTypeIsPC98(36),
portConnectorTypeIsPC98Hireso(37),
portConnectorTypeIsPCH98(38),
portConnectorTypeIsPC98Note(39),
portConnectorTypeIsPC98Full(40)
}
```

Access

Read only

Device group

The Device Group provides information about different types of pointing, keyboard, processor, cache, memory, and peripheral component interconnect (PCI) devices. Variables in this group cover information about type, settings, configuration, manufacturer, address or location, and if applicable, the speed of the device.

Name	deviceGroup
Object ID	.1.3.6.1.4.1.674.10909.1.1100

Device tables

The following management information base (MIB) tables define objects in the Device Group:

- Processor Device Table
- Processor Device Status
- Memory Device Table
- PCI Device Table
- Network Device Table

Processor device table

Name	processorDeviceTable
Object ID	.1.3.6.1.4.1.674.10909.1.1100.30
Description	This object defines the Processor Device Table.
Syntax	SEQUENCE OF ProcessorDeviceTableEntry
Access	Not accessible

Processor device table entry

Name	processorDeviceTableEntry
Object ID	.1.3.6.1.4.1.674.10909.1.1100.30.1
Description	This object defines the Processor Device Table Entry.
Syntax	ProcessorDeviceTableEntry
Access	Not accessible

Processor device chassis index

Name	processorDevicechassisIndex
Object ID	.1.3.6.1.4.1.674.10909.1.1100.30.1.1
Description	This attribute defines the index (one-based) of the associated chassis.
Syntax	DellObjectRange
Access	Read only

Memory device chassis index

Name	memoryDevicechassisIndex
Object ID	.1.3.6.1.4.1.674.10909.1.1100.30.1.1
Description	This attribute defines the index (one-based) of the associated chassis.
Syntax	DellObjectRange
Access	Read only

Processor device index

Name	processorDeviceIndex
Object ID	.1.3.6.1.4.1.674.10909.1.1100.30.1.2
Description	This attribute defines the index (one-based) of the processor.
Syntax	DellObjectRange
Access	Read only

Processor device status

Name	processorDeviceStatus
Object ID	.1.3.6.1.4.1.674.10909.1.1100.30.1.5
Description	This attribute defines the status of the processor.
Syntax	INTEGER {other (1), unknown (2), ok (3), nonCritical (4), critical (5), nonRecoverable (6) }
Access	Read only

Processor port index reference

Name	processorPortIndexReference
Object ID	.1.3.6.1.4.1.674.10909.1.1100.30.1.6
Description	This attribute defines the index (one-based) of the associated processor port in the same chassis.
Syntax	DellObjectRange
Access	Read only

Processor device type

Name	processorDeviceType
Object ID	.1.3.6.1.4.1.674.10909.1.1100.30.1.7
Description	This attribute defines the type of the processor device.
Syntax	INTEGER {deviceTypeIsOther(1), deviceTypeIsUnknown(2), deviceTypeIsCPU(3), deviceTypeIsMathProcessor(4), deviceTypeIsDSP(5), deviceTypeIsAVideoProcessor(6)} }
Access	Read only

Processor device manufacturer name

Name	processorDeviceManufacturerName
Object ID	.1.3.6.1.4.1.674.10909.1.1100.30.1.8
Description	This attribute defines the name of the manufacturer of the processor device.
Syntax	DellString
Access	Read only

Processor device status state

Name	processorDeviceStatusState
Object ID	.1.3.6.1.4.1.674.10909.1.1100.30.1.9
Description	This attribute defines the status state of the processor.
Syntax	INTEGER {other(1), unknown(2), enabled(3), userDisabled(4), biosDisabled(5), }

```
idle(6)
}
```

Access

Read only

Processor device family

Name

processorDeviceFamily

Object ID

.1.3.6.1.4.1.674.10909.1.1100.30.1.10

Description

This attribute defines the processor family.

Syntax

```
INTEGER {deviceFamilyIsOther(1),
deviceFamilyIsUnknown(2),
deviceFamilyIs8086(3),
deviceFamilyIs80286(4),
deviceFamilyIsIntel386(5),
deviceFamilyIsIntel486(6),
deviceFamilyIs8087(7),
deviceFamilyIs80287(8),
deviceFamilyIs80387(9),
deviceFamilyIs80487(10),
deviceFamilyIsPentium(11),
deviceFamilyIsPentiumPro(12),
deviceFamilyIsPentiumII(13),
deviceFamilyIsPentiumMMX(14),
deviceFamilyIsCeleron(15),
deviceFamilyIsPentiumIIXeon(16),
deviceFamilyIsPentiumIII(17),
deviceFamilyIsPentiumIIIXeon(18),
deviceFamilyIsPentiumIIISpeedStep(19),
deviceFamilyIsItanium(20),
deviceFamilyIsIntelXeon(21),
deviceFamilyIsPentium4(22),
deviceFamilyIsIntelXeonMP(23),
deviceFamilyIsIntelItanium2(24),
deviceFamilyIsK5(25),
deviceFamilyIsK6(26),
deviceFamilyIsK6-2(27),
deviceFamilyIsK6-3(28),
deviceFamilyIsAMDAthlon(29),
deviceFamilyIsAMD2900(30),
deviceFamilyIsK6-2Plus(31),
deviceFamilyIsPowerPC(32),
deviceFamilyIsPowerPC601(33),
deviceFamilyIsPowerPC603(34),
deviceFamilyIsPowerPC603Plus(35),
deviceFamilyIsPowerPC604(36),
deviceFamilyIsPowerPC620(37),
deviceFamilyIsPowerPCx704(38), deviceFam
ilyIsPowerPC750(39),
deviceFamilyIsIntelCoreDuo(40),
deviceFamilyIsIntelCoreDuoMobile(41),
deviceFamilyIsIntelCoreSoloMobile(42),
deviceFamilyIsIntelAtom(43),
deviceFamilyIsAlpha(48),
deviceFamilyIsAlpha21064(49),
deviceFamilyIsAlpha21066(50),
deviceFamilyIsAlpha21164(51),
deviceFamilyIsAlpha21164PC(52),
```

deviceFamilyIsAlpha21164a (53),
deviceFamilyIsAlpha21264 (54),
deviceFamilyIsAlpha21364 (55),
deviceFamilyIsAMDTurionIIUltraDualMobileM(56),
deviceFamilyIsAMDTurionIIDualMobileM(57),
deviceFamilyIsAMDathlonIIDualMobileM(58),
deviceFamilyIsAMDOpteron6100 (59),
deviceFamilyIsAMDOpteron4100 (60),
deviceFamilyIsAMDOpteron6200 (61),
deviceFamilyIsAMDOpteron4200 (62),
deviceFamilyIsMIPS (64),
deviceFamilyIsMIPSR4000 (65),
deviceFamilyIsMIPSR4200 (66),
deviceFamilyIsMIPSR4400 (67),
deviceFamilyIsMIPSR4600 (68),
deviceFamilyIsMIPSR10000 (69),
deviceFamilyIsSPARC (80),
deviceFamilyIsSuperSPARC (81),
deviceFamilyIsmicroSPARCII (82),
deviceFamilyIsmicroSPARCIIep (83),
deviceFamilyIsUltraSPARC (84),
deviceFamilyIsUltraSPARCII (85),
deviceFamilyIsUltraSPARCIII (86),
deviceFamilyIsUltraSPARCIII (87),
deviceFamilyIsUltraSPARCIIIi (88),
deviceFamilyIs68040 (96),
deviceFamilyIs68xxx (97),
deviceFamilyIs68000 (98),
deviceFamilyIs68010 (99),
deviceFamilyIs68020 (100),
deviceFamilyIs68030 (101),
deviceFamilyIsHobbit (112),
deviceFamilyIsCrusoeTM5000 (120),
deviceFamilyIsCrusoeTM3000 (121),
deviceFamilyIsEfficeonTM8000 (122),
deviceFamilyIsWeitek (128),
deviceFamilyIsIntelCeleronM (130),
deviceFamilyIsAMDathlon64 (131),
deviceFamilyIsAMDOpteron (132),
deviceFamilyIsAMDSempron (133),
deviceFamilyIsAMDTurion64Mobile (134),
deviceFamilyIsDualCoreAMDOpteron (135),
deviceFamilyIsAMDathlon64X2DualCore (136),
deviceFamilyIsAMDTurion64X2Mobile (137),

deviceFamilyIsQuadCoreAMDOpteron (138),
deviceFamilyIsThirdGenerationAMDOpteron (139),
deviceFamilyIsAMDPhenomFXQuadCore (140),

deviceFamilyIsAMDPhenomX4QuadCore (141),

deviceFamilyIsAMDPhenomX2DualCore (142),

deviceFamilyIsAMDathlonX2DualCore (143),
deviceFamilyIsPA-RISC (144),
deviceFamilyIsPA-RISC8500 (145),
deviceFamilyIsPA-RISC8000 (146),

```

deviceFamilyIsPA-RISC7300LC(147),
deviceFamilyIsPA-RISC7200(148),
deviceFamilyIsPA-RISC7100LC(149),
deviceFamilyIsPA-RISC7100(150),
deviceFamilyIsV30(160),
deviceFamilyIsQuadCoreIntelXeon3200(161),
),
deviceFamilyIsDualCoreIntelXeon3000(162),
),
deviceFamilyIsQuadCoreIntelXeon5300(163),
),
deviceFamilyIsDualCoreIntelXeon5100(164),
),
deviceFamilyIsDualCoreIntelXeon5000(165),
),
deviceFamilyIsDualCoreIntelXeonLV(166),

deviceFamilyIsDualCoreIntelXeonULV(167),
,
deviceFamilyIsDualCoreIntelXeon7100(168),
),
deviceFamilyIsQuadCoreIntelXeon5400(169),
),
deviceFamilyIsQuadCoreIntelXeon(170),
deviceFamilyIsDualCoreIntelXeon5200(171),
),
deviceFamilyIsDualCoreIntelXeon7200(172),
),
deviceFamilyIsQuadCoreIntelXeon7300(173),
),
deviceFamilyIsQuadCoreIntelXeon7400(174),
),
deviceFamilyIsMultiCoreIntelXeon7400(175),
deviceFamilyIsM1(176),
deviceFamilyIsM2(177),
deviceFamilyIsIntelPentium4HT(179),
deviceFamilyIsAS400(180),
deviceFamilyIsAMDAthlonXP(182),
deviceFamilyIsAMDAthlonMP(183),
deviceFamilyIsAMDDuron(184),
deviceFamilyIsIntelPentiumM(185),
deviceFamilyIsIntelCeleronD(186),
deviceFamilyIsIntelPentiumD(187),
deviceFamilyIsIntelPentiumExtreme(188),
deviceFamilyIsIntelCoreSolo(189),
deviceFamilyIsIntelCore2(190),
deviceFamilyIsIntelCore2Duo(191),
deviceFamilyIsIntelCore2Solo(192),
deviceFamilyIsIntelCore2Extreme(193),
deviceFamilyIsIntelCore2Quad(194),
deviceFamilyIsIntelCore2ExtremeMobile(195),
deviceFamilyIsIntelCore2DuoMobile(196),

deviceFamilyIsIntelCore2SoloMobile(197),
, deviceFamilyIsIntelCorei7(198),
deviceFamilyIsDualCoreIntelCeleron(199),
, deviceFamilyIsIBM390(200),
deviceFamilyIsG4(201),
deviceFamilyIsG5(202),
deviceFamilyIsESA390G6(203),
deviceFamilyIszArchitectur(204),

```

```

deviceFamilyIsIntelCorei5 (205),
deviceFamilyIsIntelCorei3 (206),
deviceFamilyIsVIAC7-M (210),
deviceFamilyIsVIAC7-D (211),
deviceFamilyIsVIAC7 (212),
deviceFamilyIsVIAEden (213),
deviceFamilyIsMultiCoreIntelXeon (214),
deviceFamilyIsDualCoreIntelXeon3xxx (215
),
deviceFamilyIsQuadCoreIntelXeon3xxx (216
), deviceFamilyIsVIANano (217),
deviceFamilyIsDualCoreIntelXeon5xxx (218
),
deviceFamilyIsQuadCoreIntelXeon5xxx (219
),
deviceFamilyIsDualCoreIntelXeon7xxx (221
),
deviceFamilyIsQuadCoreIntelXeon7xxx (222
),
deviceFamilyIsMultiCoreIntelXeon7xxx (22
3),
deviceFamilyIsMultiCoreIntelXeon3400 (22
4),
deviceFamilyIsEmbeddedAMDOpertonQuadCor
e (230),
deviceFamilyIsAMDPhenomTripleCore (231),

deviceFamilyIsAMDTurionUltraDualCoreMob
ile (232),
deviceFamilyIsAMDTurionDualCoreMobile (2
33),
deviceFamilyIsAMDAthlonDualCore (234),
deviceFamilyIsAMDSempronSI (235),
deviceFamilyIsAMDPhenomII (236),
deviceFamilyIsAMDAthlonII (237),
deviceFamilyIsSixCoreAMDOpteron (238),
deviceFamilyIsAMDSempronM (239),
deviceFamilyIsi860 (250),
deviceFamilyIsi960 (251)
}

```

Access

Read only

Processor device maximum speed

Name

processorDeviceMaximumSpeed

Object ID

.1.3.6.1.4.1.674.10909.1.1100.30.1.11

Description

This attribute defines the maximum speed of the processor in MHz. Zero indicates the maximum speed is unknown.

Syntax

DellUnsigned32BitRange

Access

Read only

Processor device current speed

Name	processorDeviceCurrentSpeed
Object ID	.1.3.6.1.4.1.674.10909.1.1100.30.1.12
Description	This attribute defines the current speed of the processor in MHz. Zero indicates the current speed is unknown.
Syntax	DellUnsigned32BitRange
Access	Read only

Processor device external clock speed

Name	processorDeviceExternalClockSpeed
Object ID	.1.3.6.1.4.1.674.10909.1.1100.30.1.13
Description	This attribute defines the external clock speed for the processor in MHz. Zero indicates the external clock speed is unknown.
Syntax	DellUnsigned32BitRange
Access	Read only

Processor device version name

Name	processorDeviceVersionName
Object ID	.1.3.6.1.4.1.674.10909.1.1100.30.1.16
Description	This attribute defines the version details of the processor.
Syntax	DellString
Access	Read only

Processor device core count

Name	processorDeviceCoreCount
Object ID	.1.3.6.1.4.1.674.10909.1.1100.30.1.17
Description	This attribute defines the core count of the processor.
Syntax	DellUnsigned32BitRange
Access	Read only

Processor device core enabled count

Name	processorDeviceCoreEnabledCount
Object ID	.1.3.6.1.4.1.674.10909.1.1100.30.1.18

Description	This attribute defines the number of processor cores enabled for the processor.
Syntax	DellUnsigned32BitRange
Access	Read only

Processor device model name

Name	processorDeviceModelName
Object ID	.1.3.6.1.4.1.674.10909.1.1100.30.1.24
Description	This attribute defines the processor model.
Syntax	DellString
Access	Read only

Processor device stepping name

Name	processorDeviceSteppingName
Object ID	.1.3.6.1.4.1.674.10909.1.1100.30.1.25
Description	This attribute defines the stepping of the processor device.
Syntax	DellString
Access	Read only

Memory device table

Name	memoryDeviceTable
Object ID	.1.3.6.1.4.1.674.10909.1.1100.50
Description	This object defines the Memory Device Table.
Syntax	SEQUENCE OF MemoryDeviceTableEntry
Access	Not accessible

Memory device table entry

Name	memoryDeviceTableEntry
Object ID	.1.3.6.1.4.1.674.10909.1.1100.50.1
Description	This object defines the Memory Device Table Entry.
Syntax	MemoryDeviceTableEntry
Access	Not Accessible

Memory device status

Name	memoryDeviceStatus
Object ID	.1.3.6.1.4.1.674.10909.1.1100.50.1.5
Description	This attribute defines the memory device status.
Syntax	<pre>INTEGER {other(1), unknown(2), ok(3), nonCritical(4), critical(5), nonRecoverable(6) }</pre>
Access	Read only

Memory device index

Name	memoryDeviceIndex
Object ID	.1.3.6.1.4.1.674.10909.1.1100.50.1.2
Description	This attribute defines the index (one-based) of the memory device.
Syntax	DellObjectRange
Access	Read only

Memory device type

Name	memoryDeviceType
Object ID	.1.3.6.1.4.1.674.10909.1.1100.50.1.7
Description	This attribute defines the type of the memory device.
Syntax	<pre>INTEGER {deviceTypeIsOther(1), deviceTypeIsUnknown(2), deviceTypeIsDRAM(3), deviceTypeIsEDRAM(4), deviceTypeIsVRAM(5), deviceTypeIsSRAM(6), deviceTypeIsRAM(7), deviceTypeIsROM(8), deviceTypeIsFLASH(9), deviceTypeIsEEPROM(10), deviceTypeIsFEPROM(11), deviceTypeIsEPROM(12), deviceTypeIsCDRAM(13), deviceTypeIs3DRAM(14), deviceTypeIsSDRAM(15), deviceTypeIsSGRAM(16), deviceTypeIsRDRAM(17), deviceTypeIsDDR(18), deviceTypeIsDDR2(19), deviceTypeIsDDR2FBDIMM(20),</pre>

```
deviceTypeIsDDR3 (24),
deviceTypeIsFBD2 (25)
}
```

Access Read only

Memory device location name

Name memoryDeviceLocationName

Object ID .1.3.6.1.4.1.674.10909.1.1100.50.1.8

Description This attribute defines the location of the memory device.

Syntax DellString

Access Read only

Memory device type details

Name memoryDeviceTypeDetails

Object ID .1.3.6.1.4.1.674.10909.1.1100.50.1.11

Description This attribute defines the detailed type of the memory device.

Syntax INTEGER {deviceTypeDetailIsOther (2), deviceTypeDetailIsUnknown (4), deviceTypeDetailIsFastPaged (8), deviceTypeDetailIsStaticColumn (16), deviceTypeDetailIsPseudoStatic (32), deviceTypeDetailIsRAMBUS (64), deviceTypeDetailIsSynchronous (128), deviceTypeDetailIsCMOS (256), deviceTypeDetailIsEDO (512), deviceTypeDetailIsWindowDRAM (1024), deviceTypeDetailIsCacheDRAM (2048), deviceTypeDetailIsNonVolatile (4096), deviceTypeDetailIsRegistered (8192), deviceTypeDetailIsNonRegistered (16384)}

Access Read only

Memory device form factor

Name memoryDeviceFormFactor

Object ID .1.3.6.1.4.1.674.10909.1.1100.50.1.12

Description This attribute defines the form factor of the memory device.

Syntax INTEGER {deviceFormFactorIsOther (1), deviceFormFactorIsUnknown (2), deviceFormFactorIsSIMM (3), deviceFormFactorIsSIP (4), deviceFormFactorIsAChip (5),

```

deviceFormFactorIsDIP(6),
deviceFormFactorIsZIP(7),
deviceFormFactorIsAProprietaryCard(8),
deviceFormFactorIsDIMM(9),
deviceFormFactorIsTSOP(10),
deviceFormFactorIsARowOfChips(11),
deviceFormFactorIsRIMM(12),
deviceFormFactorIsSODIMM(13),
deviceFormFactorIsSRIMM(14),
deviceFormFactorIsFBDIMM(15)
}

```

Access	Read only
Memory device set	
Name	memoryDeviceSet
Object ID	.1.3.6.1.4.1.674.10909.1.1100.50.1.13
Description	This attribute defines if the memory device is a part of a set. Zero indicates it is not part of a set and 2,147,483,647 indicates it is unknown if it is a part of a set.
Syntax	DellUnsigned32BitRange
Access	Read only
Memory device size	
Name	memoryDeviceSize
Object ID	.1.3.6.1.4.1.674.10909.1.1100.50.1.14
Description	This attribute defines the memory device size in KB. Zero indicates no memory installed and 2,147,483,647 indicates an unknown memory size.
Syntax	DellUnsigned32BitRange
Access	Read only
Memory device speed	
Name	memoryDeviceSpeed
Object ID	.1.3.6.1.4.1.674.10909.1.1100.50.1.15
Description	This attribute defines the memory device speed in nano seconds. Zero indicates an unknown speed.
Syntax	DellUnsigned32BitRange
Access	Read only

Memory device total bus width

Name	memoryDeviceTotalBusWidth
Object ID	.1.3.6.1.4.1.674.10909.1.1100.50.1.16
Description	This attribute defines the total number bits, including ECC, used by the memory device. 2,147,483,647 indicates an unknown number of bits.
Syntax	DellUnsigned32BitRange
Access	Read only

Memory device total data bus width

Name	memoryDeviceTotalDataBusWidth
Object ID	.1.3.6.1.4.1.674.10909.1.1100.50.1.17
Description	This attribute defines the total number of data bits used by the memory device. 2,147,483,647 indicates an unknown number of bits.
Syntax	DellUnsigned32BitRange
Access	Read only

Memory device manufacturer name

Name	memoryDeviceManufacturerName
Object ID	.1.3.6.1.4.1.674.10909.1.1100.50.1.21
Description	This attribute defines the manufacturer of the memory device.
Syntax	DellString
Access	Read only

Memory device part number name

Name	memoryDevicePartNumberName
Object ID	.1.3.6.1.4.1.674.10909.1.1100.50.1.22
Description	This attribute defines the manufacturer's part number for the memory device.
Syntax	DellString
Access	Read only

Memory device serial number name

Name	memoryDeviceSerialNumberName
Object ID	.1.3.6.1.4.1.674.10909.1.1100.50.1.23
Description	This attribute defines the serial number of the memory device.
Syntax	DellString
Access	Read only

Memory device asset tag name

Name	memoryDeviceAssetTagName
Object ID	.1.3.6.1.4.1.674.10909.1.1100.50.1.24
Description	This attribute defines the asset tag of the memory device.
Syntax	DellString
Access	Read only

Memory device speed name

Name	memoryDeviceSpeedName
Object ID	.1.3.6.1.4.1.674.10909.1.1100.50.1.25
Description	This attribute defines the memory device speed in string format with units specified in the string.
Syntax	DellString
Access	Read only

Memory device rank

Name	memoryDeviceRank
Object ID	.1.3.6.1.4.1.674.10909.1.1100.50.1.26
Description	This attribute defines the rank of the memory device.
Syntax	INTEGER {deviceRankIsUnknown(0), deviceRankIsSingle(1), deviceRankIsDual(2), deviceRankIsQuad(4), deviceRankIsOctal(8), deviceRankIsHexa(16)}
Access	Read only

Pci device table

Name	pCIODeviceTable
Object ID	.1.3.6.1.4.1.674.10909.1.1100.80
Description	This object defines the PCI Device Table.
Syntax	SEQUENCE OF PCIODeviceTableEntry
Access	Not accessible

Pci device table entry

Name	pCIODeviceTableEntry
Object ID	.1.3.6.1.4.1.674.10909.1.1100.80.1
Description	This object defines the PCI Device Table Entry.
Syntax	PCIODeviceTableEntry
Access	Not accessible

Pci device chassis index

Name	pCIODevicechassisIndex
Object ID	.1.3.6.1.4.1.674.10909.1.1100.80.1.1
Description	This attribute defines the index (one-based) of the associated chassis.
Syntax	DellObjectRange
Access	Read only

Pci device index

Name	pCIODeviceIndex
Object ID	.1.3.6.1.4.1.674.10909.1.1100.80.1.2
Description	This attribute defines the index (one-based) of the PCI device.
Syntax	DellObjectRange
Access	Read only

Pci device status

Name	pCIODeviceStatus
Object ID	.1.3.6.1.4.1.674.10909.1.1100.80.1.5
Description	This attribute defines the status of the PCI device.

Syntax INTEGER {other(1),
unknown(2),
ok(3),
nonCritical(4),
critical(5),
nonRecoverable(6)
}

Access Read only

Pci device data bus width

Name pCIDeviceDataBusWidth

Object ID .1.3.6.1.4.1.674.10909.1.1100.80.1.7

Description This attribute defines the width of the data bus of the PCI device.

Syntax DellUnsigned32BitRange

Access Read only

Pci device manufacturer name

Name pCIDeviceManufacturerName

Object ID .1.3.6.1.4.1.674.10909.1.1100.80.1.8

Description This attribute defines the name of the manufacturer of the PCI device.

Syntax DellString

Access Read only

Pci device description name

Name pCIDeviceDescriptionName

Object ID .1.3.6.1.4.1.674.10909.1.1100.80.1.9

Description This attribute defines the description of the PCI device.

Syntax DellString

Access Read only

Pci device speed

Name pCIDeviceSpeed

Object ID .1.3.6.1.4.1.674.10909.1.1100.80.1.10

Description This attribute defines the bus speed in MHz of the PCI device. Zero indicates the speed is unknown.

Syntax DellUnsigned32BitRange

Access Read only

Network device table

Name	networkDeviceTable
Object ID	.1.3.6.1.4.1.674.10909.1.1100.90
Description	This object defines the Network Device Table.
Syntax	SEQUENCE OF NetworkDeviceTableEntry
Access	Not accessible

Network device table entry

Name	networkDeviceTableEntry
Object ID	.1.3.6.1.4.1.674.10909.1.1100.90.1
Description	This object defines the Network Device Table Entry.
Syntax	NetworkDeviceTableEntry
Access	Not accessible

Network device chassis index

Name	networkDeviceChassisIndex
Object ID	.1.3.6.1.4.1.674.10909.1.1100.90.1.1
Description	This attribute defines the index (one-based) of the chassis that contains the network device.
Syntax	DellObjectRange
Access	Read only

Network device index

Name	networkDeviceIndex
Object ID	.1.3.6.1.4.1.674.10909.1.1100.90.1.2
Description	This attribute defines the index (one-based) of the network device.
Syntax	DellObjectRange
Access	Read only

Network device connection status

Name	networkDeviceConnectionStatus
Object ID	.1.3.6.1.4.1.674.10909.1.1100.90.1.4
Description	This attribute defines the connection status of the network device.

Syntax	<pre> INTEGER {connected(1), disconnected(2), driverBad(3), driverDisabled(4), hardwareInitalizing(10), hardwareResetting(11), hardwareClosing(12), hardwareNotReady(13) } </pre>
Access	Read only
Network device description name	
Name	networkDeviceDescriptionName
Object ID	.1.3.6.1.4.1.674.10909.1.1100.90.1.5
Description	This attribute defines the description of the network device.
Syntax	DellString
Access	Read only
Network device vendor name	
Name	networkDeviceVendorName
Object ID	.1.3.6.1.4.1.674.10909.1.1100.90.1.7
Description	This attribute defines the name of the vendor of the network device.
Syntax	DellString
Access	Read only
Network device service name	
Name	networkDeviceServiceName
Object ID	.1.3.6.1.4.1.674.10909.1.1100.90.1.8
Description	This attribute defines the service name of the network device.
Syntax	DellString
Access	Read only
Network device driver image path name	
Name	networkDeviceDriverImagePathName
Object ID	.1.3.6.1.4.1.674.10909.1.1100.90.1.9
Description	This attribute defines the path to the driver binary image for the network device.

Syntax DellString
Access Read only

Network device driver version name

Name networkDeviceDriverVersionName
Object ID .1.3.6.1.4.1.674.10909.1.1100.90.1.10
Description This attribute defines the driver version for the network device.
Syntax DellString
Access Read only

Network device IP address

Name networkDeviceIPAddress
Object ID .1.3.6.1.4.1.674.10909.1.1100.90.1.11
Description This attribute defines the IP address of the network device.
Syntax IPAddress
Access Read only

Network device subnet mask

Name networkDeviceIPSubnetMask
Object ID .1.3.6.1.4.1.674.10909.1.1100.90.1.12
Description This attribute defines the IP subnet mask for the IP address currently assigned to the network device.
Syntax IPAddress
Access Read only

Network device default gateway IP address

Name networkDeviceDefaultGatewayIPAddress
Object ID .1.3.6.1.4.1.674.10909.1.1100.90.1.13
Description This attribute defines the IP address of the default gateway for the network device.
Syntax IPAddress
Access Read only

Network device DHCP server IP address

Name	networkDeviceDHCPserverIPAddress
Object ID	.1.3.6.1.4.1.674.10909.1.1100.90.1.14
Description	This attribute defines the IP address of the DHCP server that was used to obtain the IP address of the network device if DHCP is used to configure the network device.
Syntax	IpAddress
Access	Read only

Network device current MAC address

Name	networkDeviceCurrentMACAddress
Object ID	.1.3.6.1.4.1.674.10909.1.1100.90.1.15
Description	This attribute defines the current MAC address of the network device.
Syntax	DellMACAddress
Access	Read only

Network device permanent MAC address

Name	networkDevicePermanentMACAddress
Object ID	.1.3.6.1.4.1.674.10909.1.1100.90.1.16
Description	This attribute defines the permanent MAC address of the network device.
Syntax	DellMACAddress
Access	Read only

Slot group

The Slot Group provides information about the types of slots that your system supports. This management information base (MIB) group also provides information about the voltages, capabilities, states, and settings that are possible for these slots.

Name	slotGroup
Object ID	.1.3.6.1.4.1.674.10909.1.1200

System slot table

Name	systemSlotTable
Object ID	.1.3.6.1.4.1.674.10909.1.1200.10
Description	This object defines the system slot table.
Syntax	SEQUENCE OF SystemSlotTableEntry
Access	Not accessible

System slot table entry

Name	systemSlotTableEntry
Object ID	.1.3.6.1.4.1.674.10909.1.1200.10.1
Description	This object defines the system slot table entry.
Syntax	SystemSlotTableEntry
Access	Not accessible

System state chassis index

Name	systemStatechassisIndex
Object ID	.1.3.6.1.4.1.674.10909.1.200.10.1.1
Description	This attribute defines the index (one-based) of this chassis.
Syntax	DellObjectRange
Access	Read only

System slot index

Name	systemSlotIndex
Object ID	.1.3.6.1.4.1.674.10909.1.1200.10.1.2
Description	This attribute defines the index (one-based) of the system slot.
Syntax	DellObjectRange
Access	Read only

System slot state capabilities unique

Name	systemSlotStateCapabilitiesUnique
Object ID	.1.3.6.1.4.1.674.10909.1.1200.10.1.3
Description	This attribute defines the state capabilities of the system slot.
Syntax	<pre>INTEGER {systemSlotHotPlugIsUnknown(1), systemSlotHotPlugIsHotPluggableCapable(2), systemSlotHotPlugCanBePoweredOn(4), systemSlotHotPlugCanSignalAttention(8), systemSlotHotPlugCanSignalPowerFault(16), systemSlotHotPlugCanSignalAdapterPresen t(32), systemSlotHotPlugCanSignalPowerButtonPr essed(64), canSupportAllHotPlugCapabilities(126), systemSlotCanProvide5Volts(128), systemSlotCanProvide3Point3Volts(256), systemSlotCanSignalIfShared(512), systemSlotCanSupportCard16(1024), systemSlotCanSupportCardBus(2048), systemSlotCanSupportZoomVideo(4096), systemSlotCanSupportModemRingResume(819 2), systemSlotCanSupportPMESignal(16384), canSupportAllSlotCapabilities(32640), canSupportAllSlotAndAllHotPlugCapabilit ies(32766) }</pre>
Access	Read only

System slot state settings unique

Name	systemSlotStateSettingsUnique
Object ID	.1.3.6.1.4.1.674.10909.1.1200.10.1.4

Description	This attribute defines the state settings of the system slot.
Syntax	<pre> INTEGER {systemSlotHotPlugIsUnknown(1), systemSlotHotPlugIsHotPluggable(2), systemSlotHotPlugIsPoweredOn(4), systemSlotHotPlugIsAtAttention(8), systemSlotHotPlugHasPowerFaulted(16), systemSlotHotPlugAdapterIsPresent(32), systemSlotHotPlugAdapterPresentAndPoweredOn(36), systemSlotHotPlugPowerButtonPressed(64), systemSlotProvides5Volts(128), systemSlotProvides3Point3Volts(256), systemSlotIsShared(512), systemSlotSupportsCard16(1024), systemSlotSupportsCardBus(2048), systemSlotSupportsZoomVideo(4096), systemSlotSupportsModemRingResume(8192), systemSlotSupportsPMESignal(16384), supportsPMEand3P3Vand5VandHotPluggable(16770), supportsPMEand3P3Vand5VhasAdapterOn(16804), supportsPMEand3P3Vand5VhasAdapterOnandIsHotPluggable(16806), supportsPMEand3P3VIsSharedand5VhasAdapterOnandHotPluggable(17316)} </pre>
Access	Read only

System slot status

Name	systemSlotStatus
Object ID	.1.3.6.1.4.1.674.10909.1.1200.10.1.5
Description	This attribute defines the status of the system slot.
Syntax	<pre> INTEGER {other(1), unknown(2), ok(3), nonCritical(4), critical(5), nonRecoverable(6)} </pre>
Access	Read only

System slot current usage

Name	systemSlotCurrentUsage
Object ID	.1.3.6.1.4.1.674.10909.1.1200.10.1.6
Description	This attribute defines the current usage of the system slot.

Syntax INTEGER {systemSlotUsageIsOther(1),
systemSlotUsageIsUnknown(2),
systemSlotUsageIsAvailable(3),
systemSlotUsageIsInUse(4)
}

Access Read only

System slot type

Name systemSlotType

Object ID .1.3.6.1.4.1.674.10909.1.1200.10.1.7

Description This attribute defines the type of the system slot.

Syntax INTEGER {systemSlotIsOther(1),
systemSlotIsUnknown(2),
systemSlotIsISA(3),
systemSlotIsMCA(4),
systemSlotIsEISA(5),
systemSlotIsPCI(6),
systemSlotIsPCMCIA(7),
systemSlotIsVLVES(8),
systemSlotIsProprietary(9),
systemSlotIsProcessorCard(10),
systemSlotIsProprietaryMemory(11),
systemSlotIsIORiserCard(12),
systemSlotIsNuBUS(13),
systemSlotIsPCI66MHz(14),
systemSlotIsAGP(15),
systemSlotIsAGP2X(16),
systemSlotIsAGP4X(17),
systemSlotIsPC98C20(18),
systemSlotIsPC98C24(19),
systemSlotIsPC98E(20),
systemSlotIsPC98LocalBus(21),
systemSlotIsPC98Card(22),
systemSlotIsPCIX(23),
systemSlotIsPCIExpress(24),
systemSlotIsAGP8X(25),
systemSlotIsPCIExpressX1(166),
systemSlotIsPCIExpressX2(167),
systemSlotIsPCIExpressX4(168),
systemSlotIsPCIExpressX8(169),
systemSlotIsPCIExpressX16(170),
systemSlotIsPCIExpressGen2(171),
systemSlotIsPCIExpressGen2X1(172),
systemSlotIsPCIExpressGen2X2(173),
systemSlotIsPCIExpressGen2X4(174),
systemSlotIsPCIExpressGen2X8(175),
systemSlotIsPCIExpressGen2X16(176)
}

Access Read only

System slot external slot name

Name	systemSlotSlotExternalSlotName
Object ID	.1.3.6.1.4.1.674.10909.1.1200.10.1.8
Description	This attribute defines the name of the external connector name of the system slot.
Syntax	DellString
Access	Read only

System slot length

Name	systemSlotLength
Object ID	.1.3.6.1.4.1.674.10909.1.1200.10.1.9
Description	This attribute defines the length of the system slot.
Syntax	<pre>INTEGER {systemSlotLengthIsOther(1), systemSlotLengthIsUnknown(2), systemSlotLengthIsShort(3), systemSlotLengthIsLong(4) }</pre>
Access	Read only

System slot slot id

Name	systemSlotSlotID
Object ID	.1.3.6.1.4.1.674.10909.1.1200.10.1.10
Description	This attribute defines the slot identification number of the system slot.
Syntax	DellUnsigned32BitRange
Access	Read only

System slot category

Name	systemSlotCategory
Object ID	.1.3.6.1.4.1.674.10909.1.1200.10.1.11
Description	This attribute defines the category of the system slot.
Syntax	<pre>INTEGER {systemSlotCategoryIsOther(1), systemSlotCategoryIsUnknown(2), systemSlotCategoryIsBusConnector(3), systemSlotCategoryIsPCMCIA(4), systemSlotCategoryIsMotherboard(5) }</pre>

Access Read only

System slot hot-plug bus width

Name systemSlotHotPlugBusWidth

Object ID .1.3.6.1.4.1.674.10909.1.1200.10.1.12

Description This attribute defines the bus width of the hot plug system slot.

Syntax INTEGER {busWidthIsOther(1),
busWidthIsUnknown(2),
busWidthIs8bits(3),
busWidthIs16bits(4),
busWidthIs32bits(5),
busWidthIs64bits(6),
busWidthIs128bits(7),
busWidthIs1xOrx1(8),
busWidthIs2xOrx2(9),
busWidthIs4xOrx4(10),
busWidthIs8xOrx8(11),
busWidthIs12xOrx12(12),
busWidthIs16xOrx16(13),
busWidthIs32xOrx32(14)}
}

Access Read only

System slot hot-plug slot speed

Name systemSlotHotPlugSlotSpeed

Object ID .1.3.6.1.4.1.674.10909.1.1200.10.1.13

Description This attribute defines the slot speed in MHz of the hot plug system slot. Zero indicates the slot speed is unknown.

Syntax DellUnsigned32BitRange

Access Read only

System slot hot-plug adapter speed

Name systemSlotHotPlugAdapterSpeed

Object ID .1.3.6.1.4.1.674.10909.1.1200.10.1.14

Description This attribute defines the adapter speed in MHz of the hot plug system slot. Zero indicates the adapter speed is unknown.

Syntax DellUnsigned32BitRange

Access Read only

SNMP traps

Dell Command | Monitor generates events that result in Simple Network Management Protocol (SNMP) traps or operating system event logs. This section describes the traps, also known as alerts, generated by Dell Command | Monitor.

Dell Command | Monitor generates events in response to changes in the status of sensors and other monitored parameters. When an event with predefined characteristics occurs on your system, the SNMP subagent sends information about the event, along with trap variables, to the management console.

Each status change event generates a unique identifier called the TrapID and a trap description that describes the event. The TrapID and message uniquely describe the severity and cause of the event. The TrapID and description also provide other relevant information such as the location of the event and the previous state of the monitored item.

Trap variables

This section describes the variables that are sent to the management console to provide additional information about a trap or alert generated by some event on your system. The trap variables listed here apply to all Instrumentation traps. Trap variables are sent in the order listed and are reserved for use only in traps. When a varbind is created for a trap variable, a zero is appended to the object ID (OID) to create the OID for the varbind.

Name	baseboardGroup
Object ID	.1.3.6.1.4.1.674.10909.1.5000

Alert amperage probe failure

Variable Name	alertAmperageProbeFailure
Description	Amperage probe has detected a failure value.
Variables	alertSystem, alertMessage, alertCurrentStatus, alertPreviousStatus, alertData
Trap ID/Specifics	1204

Alert amperage probe nonrecoverable

Variable Name	alertAmperageProbeNonRecoverable
Description	Amperage probe has detected a nonrecoverable value.

Variables alertSystem, alertMessage,
alertCurrentStatus,
alertPreviousStatus, alertData

Trap ID/Specifics 1205

Alert amperage probe warning

Variable Name alertAmperageProbeWarning

Description Amperage probe has detected a warning value.

Variables alertSystem, alertMessage,
alertCurrentStatus,
alertPreviousStatus, alertData

Trap ID/Specifics 1203

Alert chassis intrusion normal

Variable Name alertChassisIntrusionNormal

Description Chassis intrusion has returned to normal.

Variables alertSystem, alertMessage,
alertCurrentStatus,
alertPreviousStatus, alertData

Trap ID/Specifics 1252

Alert chassis intrusion detected

Variable Name alertChassisIntrusionDetected

Description Chassis intrusion has been detected.

Variables alertSystem, alertMessage,
alertCurrentStatus,
alertPreviousStatus, alertData

Trap ID/Specifics 1254

Alert cooling device failure

Variable Name alertCoolingDeviceFailure

Description Cooling device sensor has detected a failure value.

Variables alertSystem, alertMessage,
alertCurrentStatus,
alertPreviousStatus, alertData

Trap ID/Specifics 1104

Alert cooling device nonrecoverable

Variable Name	alertCoolingDeviceNonRecoverable
Description	Cooling device sensor has detected a nonrecoverable value.
Variables	alertSystem, alertMessage, alertCurrentStatus, alertPreviousStatus, alertData
Trap ID/Specifics	1105

Alert cooling device warning

Variable Name	alertCoolingDeviceWarning
Description	Cooling device sensor has detected a warning value.
Variables	alertSystem, alertMessage, alertCurrentStatus, alertPreviousStatus, alertData
Trap ID/Specifics	1103

Alert disk space critical

Variable Name	alertDiskSpaceCritical
Description	Disk free space on the system has dropped below the minimum threshold.
Variables	alertSystem, alertMessage, alertCurrentStatus, alertPreviousStatus, alertData
Trap ID/Specifics	2034

Alert HDD capacity decreased

Variable Name	alertHDDCapacityDecreased
Description	Hard drive capacity on the system has decreased.
Variables	alertSystem, alertMessage, alertCurrentStatus, alertPreviousStatus, alertData
Trap ID/Specifics	2039

Alert HDD capacity increased

Variable Name	alertHDDCapacityIncreased
Description	Hard drive capacity on the system has increased.

Variables alertSystem, alertMessage,
alertCurrentStatus,
alertPreviousStatus, alertData

Trap ID/Specifics 2038

Alert HDD smart failure

Variable Name alertHDDSMARTFailure

Description Firmware error encountered on the system – SMART alert detected on drive.

Variables alertSystem, alertMessage,
alertCurrentStatus,
alertPreviousStatus, alertData

Trap ID/Specifics 2037

Alert number of HDD decreased

Variable Name alertNumberOfHDDDecreased

Description Number of hard disks on the system has decreased.

Variables alertSystem, alertMessage,
alertCurrentStatus,
alertPreviousStatus, alertData

Trap ID/Specifics 2031

Alert number of HDD increased

Variable Name alertNumberOfHDDIncreased

Description Number of hard disks on the system has increased.

Variables alertSystem, alertMessage,
alertCurrentStatus,
alertPreviousStatus, alertData

Trap ID/Specifics 2030

Alert number of processor decreased

Variable Name alertNumberOfProcessorDecreased

Description Number of processors on the system has decreased.

Variables alertSystem, alertMessage,
alertCurrentStatus,
alertPreviousStatus, alertData

Trap ID/Specifics 2036

Alert number of processor increased

Variable Name	alertNumberOfProcessorIncreased
Description	Number of processors on the system has increased.
Variables	alertSystem, alertMessage, alertCurrentStatus, alertPreviousStatus, alertData
Trap ID/Specifics	2035

Alert physical disk degraded

Variable Name	alertPhysicalDiskDegraded
Description	Particular physical disk has degraded.
Variables	alertSystem, alertMessage, alertCurrentStatus, alertPreviousStatus, alertData
Trap ID/Specifics	1811

Alert physical disk failed

Variable Name	alertPhysicalDiskFailed
Description	Particular physical disk has failed.
Variables	alertSystem, alertMessage, alertCurrentStatus, alertPreviousStatus, alertData
Trap ID/Specifics	1813

Alert physical disk offline

Variable Name	alertPhysicalDiskOffline
Description	Particular physical disk is offline.
Variables	alertSystem, alertMessage, alertCurrentStatus, alertPreviousStatus, alertData
Trap ID/Specifics	1814

Alert physical disk rebuilding

Variable Name	alertPhysicalDiskRebuilding
Description	Particular physical disk is rebuilding.
Variables	alertSystem, alertMessage, alertCurrentStatus, alertPreviousStatus, alertData

Trap ID/Specifics 1812

Alert physical memory decreased

Variable Name alertPhysicalMemoryDecreased
Description Physical memory on the system has decreased.
Variables alertSystem, alertMessage,
alertCurrentStatus,
alertPreviousStatus, alertData
Trap ID/Specifics 2033

Alert physical memory increased

Variable Name alertPhysicalMemoryIncreased
Description Physical memory on the system has increased.
Variables alertSystem, alertMessage,
alertCurrentStatus,
alertPreviousStatus, alertData
Trap ID/Specifics 2032

Alert RAID controller degraded

Variable Name alertRaidControllerDegraded
Description The RAID controller has degraded.
Variables alertSystem, alertMessage,
alertCurrentStatus,
alertPreviousStatus, alertData
Trap ID/Specifics 1804

Alert RAID controller failed

Variable Name alertRaidControllerFailed
Description The RAID controller has failed.
Variables alertSystem, alertMessage,
alertCurrentStatus,
alertPreviousStatus, alertData
Trap ID/Specifics 1801

Alert temperature probe failure

Variable Name alertTemperatureProbeFailure
Description Temperature probe has detected a failure value.

Variables	alertSystem, alertMessage, alertCurrentStatus, alertPreviousStatus, alertData
Trap ID/Specifics	1054

Alert temperature probe nonrecoverable

Variable Name	alertTemperatureProbeNonRecoverable
Description	Temperature probe has detected a nonrecoverable value.
Variables	alertSystem, alertMessage, alertCurrentStatus, alertPreviousStatus, alertData
Trap ID/Specifications	1055

Alert temperature probe warning

Variable Name	alertTemperatureProbeWarning
Description	Temperature probe has detected a warning value.
Variables	alertSystem, alertMessage, alertCurrentStatus, alertPreviousStatus, alertData
Trap ID/Specifications	1053

Alert virtual disk degraded

Variable Name	alertVirtualDiskDegraded
Description	Particular virtual disk is degraded.
Variables	alertSystem, alertMessage, alertCurrentStatus, alertPreviousStatus, alertData
Trap ID/Specifics	1821

Alert virtual disk failed

Variable Name	alertVirtualDiskFailed
Description	Particular virtual disk has failed.
Variables	alertSystem, alertMessage, alertCurrentStatus, alertPreviousStatus, alertData
Trap ID/Specifics	1823

Alert virtual disk offline

Variable Name	alertVirtualDiskOffline
Description	Particular virtual disk is offline.
Variables	alertSystem, alertMessage, alertCurrentStatus, alertPreviousStatus, alertData
Trap ID/Specifications	1824

Alert virtual disk rebuilding

Variable Name	alertVirtualDiskRebuilding
Description	Particular virtual disk is rebuilding.
Variables	alertSystem, alertMessage, alertCurrentStatus, alertPreviousStatus, alertData
Trap ID/Specifics	1822

Alert voltage probe failure

Variable Name	alertVoltageProbeFailure
Description	Voltage probe has detected a failure value.
Variables	alertSystem, alertMessage, alertCurrentStatus, alertPreviousStatus, alertData
Trap ID/Specifs	1154

Alert voltage probe nonrecoverable

Variable Name	alertVoltageProbeNonRecoverable
Description	Voltage probe has detected a nonrecoverable value.
Variables	alertSystem, alertMessage, alertCurrentStatus, alertPreviousStatus, alertData
Trap ID/Specifs	1155

Alert voltage probe warning

Variable Name	alertVoltageProbeWarning
Description	Voltage probe has detected a warning value.
Variables	alertSystem, alertMessage, alertCurrentStatus, alertPreviousStatus, alertData

Trap ID/Specifics

1153