

Dell Command | Configure

Version 4.2.1 Release Notes



Notes, cautions, and warnings

 **NOTE:** A NOTE indicates important information that helps you make better use of your product.

 **CAUTION:** A CAUTION indicates either potential damage to hardware or loss of data and tells you how to avoid the problem.

 **WARNING:** A WARNING indicates a potential for property damage, personal injury, or death.

| | |
|---|----------|
| Chapter 1: | 4 |
| Release type and Definition..... | 4 |
| Compatibility..... | 4 |
| Platform(s) Affected..... | 4 |
| Supported Operating Systems..... | 5 |
| What's New In This Release..... | 5 |
| Fixes..... | 5 |
| Importance..... | 6 |
| Known Issues: Command Line Interface..... | 6 |
| Limitations..... | 7 |
| Installation, Upgrade, and Uninstallation Instructions..... | 7 |
| Installation Prerequisites for Windows..... | 7 |
| Installation process..... | 8 |
| Resources and support..... | 8 |
| Latest Release Notes..... | 8 |
| Contacting Dell..... | 8 |

Topics:

- [Release type and Definition](#)
- [Compatibility](#)
- [What's New In This Release](#)
- [Fixes](#)
- [Importance](#)
- [Known Issues: Command Line Interface](#)
- [Limitations](#)
- [Installation, Upgrade, and Uninstallation Instructions](#)
- [Resources and support](#)
- [Contacting Dell](#)

Release type and Definition

Dell Command | Configure (formerly known as Client Configuration Toolkit or CCTK) is a packaged software that provides BIOS configuration capability to Dell client systems specific to IoT running the supported Microsoft Windows, Linux, and Ubuntu operating systems. You can configure the client systems using a graphical user interface (GUI) or a command line interface (CLI) and is applicable to Dell Edge Gateway and Dell Embedded Box systems.

You can use Dell Command | Configure on systems running Linux operating systems such as Ubuntu Core OS 16. Also, Dell Command | Configure supports Microsoft Windows 10 operating systems, and Windows Preinstallation Environment (Windows PE).

Version

4.2.1

Release Date

September 2019

Previous Version

4.2.0

Compatibility

Platform(s) Affected

Optiplex

Latitude

Internet of Things

XPS Notepad

Precision

 **NOTE:**

- Dell Command | Configure 4.0.0 or later requires platforms supporting WMI-ACPI BIOS. The complete functionalities of Dell Command | Configure is available for the supported platforms, refer the [Supported Platforms](#) list for more information.
- For the limited functionalities on non WMI-ACPI compliant platforms, see Windows SMM Security Mitigations Table (WSMT) Compliance section in Dell Command | Configure Version 4.2.0 User's Guide.

Supported Operating Systems

Dell Command | Configure supports the following operating systems:

- Windows 10 Redstone 1
- Windows 10 Redstone 2
- Windows 10 Redstone 3
- Windows 10 Redstone 4
- Windows 10 Redstone 5
- Microsoft Windows 10 Core (32-bit and 64-bit)
- Microsoft Windows 10 Pro (64-bit)
- Microsoft Windows 10 Enterprise (32-bit and 64-bit)
- Microsoft Windows 8.1 Enterprise (32-bit and 64-bit)
- Microsoft Windows 8.1 Professional (32-bit and 64-bit)
- Microsoft Windows 7 Professional SP1 (32-bit and 64-bit)
- Microsoft Windows 7 Ultimate SP1 (32-bit and 64-bit)
- Windows 10 Pre-installation Environment (32-bit and 64-bit) (Windows PE 10.0)
- Windows 8.1 Pre-installation Environment (32-bit and 64-bit) (Windows PE 5.0)
- Windows 7 SP1 Pre-installation Environment (32-bit and 64-bit) (Windows PE 3.1)
- Windows 7 Pre-installation Environment (32-bit and 64-bit) (Windows PE 3.0)

What's New In This Release

The new feature included for this release:

- Updated attribute names and possible values.
 - **NOTE:** To view the complete list of the new and the older names.
 - Go to **Dell Knowledge Library** and search for Dell Command | Configure page using the **Search box** at the top-right corner of the page.
 - On the Dell Command | Configure page, click **Reference list for updated names of attributes and possible values**.
- Added **DockWarningsEnMsg** feature.
 - **NOTE:** For more details on CLI options, see *Dell Command | Configure Command Line Interface Reference Guide* available at dell.com/dellclientcommandssuitemanuals.

Fixes

Fix: Dell Command | Configure sets an unknown password for the BIOS issue has been resolved.

Description: While running the following command `cctk.exe --setuppwd --valsetuppwd=abcd1234`, Dell Command | Configure displays **Only validation option. No actions will be performed. Password is set successfully** message issue has been resolved now.

Fix: Local package takes few seconds to load for the first time issue has been resolved.

Description: Once you launch the GUI Application for the first time, the local system package takes few seconds to load. As a result of that, the application takes few seconds to display the data grid. This delay is not observed during the next cycle onwards issue has been resolved now.

Fix: GUI Application takes few seconds to exit if closed immediately after launch issue has been resolved.

Description: Once you launch the GUI Application and close it immediately, the closure is delayed by few seconds. This happens for the first time and is not observed during the next cycle onwards issue has been resolved now.

Fix: Issue in validating the feature for non enum types has been resolved.

Fix: Issues observed on the platforms where System and Setup Passwords are not supported has been resolved.


Fix: Dell Command | Configure SCE crashes once you enter " in any of the following fields: Passwords, Asset, or PropOwntag issue has been resolved.

Fix: Dell Command | Configure crash issue on 19H1 Operating System has been resolved.

Fix: Import .ini displays an **146** error code with KeyboardBacklightColor feature on non supported system, this issue has been resolved.

Fix: Removing HAPI install from WinPE scripts.

Fix: The set operation failure message for SHA256 BIOS feature has been resolved.

 **NOTE:** No escape sequence is required in GUI for text field features.

Importance

RECOMMENDED: Dell recommends applying this update during your next scheduled update cycle. The update contains feature enhancements or changes that will help keep your system software current and compatible with other system modules (firmware, BIOS, drivers and software).

Known Issues: Command Line Interface

Issue: Unable to use Dell Command | Configure after reinstallation/upgrade.

Description: Dell command | Configure may not work after reinstallation/upgrade on Ubuntu Desktop 16.04 because **dcdbus** module may not be loaded during reinstallation.

Resolution: Load the module by running the following command:

```
insmod <filename>
```

Issue: Windows 7 does not recognize the digital signature validity.

Description: If the system is not connected to internet, Windows 7 does not recognize the digital signature validity of Dell Command | Configure installation file.

Resolution: Connect the system to internet and validate the digital signature.


Issue: Do not use the infile or outfile options in the .ini file.

Issue: Dell Command | Configure supports only single-byte characters for asset set operation.

Resolution: If the user has a different locale, change the keyboard layout to English before using the asset option.

Issue: TPM-related tokens can be modified independently.


Description: Dell Command | Configure does not control the dependencies among the various TPM PPI options. For example, it is possible to change the **TPM PPI ACPI** option through Dell Command | Configure even when TPM is not **On**.

 **NOTE:** There is no negative impact due to this on the BIOS.

Issue: Dependent options are not working as configured in UEFI mode for Legacy Option ROM and Secure Boot

Description:

- Dell Command | Configure allows enabling Legacy Option ROM when Secure Boot is On.
- Dell Command | Configure allows disabling Legacy Option ROM when Boot mode is Legacy.
- Dell Command | Configure allows enabling Secure Boot when Legacy option ROM is enabled and boot mode is UEFI.
- Dell Command | Configure does not allow enumerating Secure Boot when it is disabled.

 **NOTE:** There is no negative impact due to this on the BIOS. This issue will be addressed in the upcoming BIOS versions.

Issue: Blinkpsu1led and Blinkpsu2led missing in the .ini file or SCE.

Description: Blinkpsu1led and Blinkpsu2led will not be present in the .ini file or SCE as they are enable-only tokens and they are active only for few seconds. These tokens cannot be modified using GUI.

Issue: advsm option displays the status as Other

Description: If any of the fans is not working, the advsm option displays the status as **Other**.


Issue: Advance Battery Charge and Peak Shift Charge options display Disable.

Description: Platforms that do not support Advance Battery Charge option, when advbatterychargecfg option is enumerated, the system displays the option as Disable.

Platforms that do not support **Peak Shift Charge** option, when **peakshiftcfg** option is enumerated, the system displays the option as **Disable**.

Issue: Temperature probe in Advanced System Management option displays as Unknown.

Description: On some platforms that support **Advanced System Management** option, temperature probe of all the sensors displays as **Unknown**.

 **NOTE:** This issue will be addressed in the upcoming BIOS versions.

Issue: On some of the platforms that support Advanced System Management option, temperature probe of Memory sensor 2 displays the current status as Non-Critical instead of Normal.

 **NOTE:** This issue is addressed in the upcoming BIOS versions.

Issue: On some of the platforms that support Advanced System Management option, when you set non-critical upper threshold values for cooling device, the CLI indicates that the action failed; however, setting the same is successful.

Issue: Windows Camera freezes for two milli seconds, while running the Dell Command | Configure SCE or importing .ini file.

Issue: A warning message is not displayed for BootOrder while enabling and disabling the same device.

Description: Dell Command Configure does not display any warning messages when you try to enable or disable the same bootable device.

Example: cctk bootorder --bootlisttype=uefi --EnableDevice=hdd.1,hdd.2 --DisableDevice=hdd.1,hdd.2

Resolution: If the current status of the device is enabled, then the same device will be disabled or vice versa.

Issue: If Dell Command | Monitor 10.2 and Dell Command | Configure 4.1 (or any prior versions) are installed in a system, then the Dell Command | Configure 4.1 (or any prior versions) may not work.

Issue: After the setup password has been set in XPS 9300, Precision 7700, and Precision 7500 series platforms, these platforms does not allow you to set the system password.

Issue: If you run SCE in windows 7 operating system, Program Compatibility Assistant error is displayed periodically.

Resolution: On **Program Compatibility Assistant** window, click **This program installed correctly** and then continue with the further steps.

Limitations


Not applicable.

Installation, Upgrade, and Uninstallation Instructions

For information on installation, uninstallation, and upgrade of Dell Command | Configure, see the Dell Command | Configure Installation Guide at dell.com/dellclientcommandsuitemanuals.

Installation Prerequisites for Windows

- The Dell Command | Configure installation file, **Dell-Command-Configure_<SWB>_WIN_4.2.1.<build number>_A00.EXE** available at dell.com/support.
- Workstation running a supported Microsoft Windows operating system.
- Administrator privileges on the system to install Dell Command | Configure .
- Microsoft .NET 4.0 to install and run the GUI.

 **NOTE:** Select **Microsoft .NET Framework 4.0** or later on the **Turn Windows features on or off** screen on systems running Windows 7 or later operating systems.

 **NOTE:**

- When the system does not have a WMI-ACPI compliant BIOS, the limited functionality is available. Update the BIOS with a compatible version, if available. For more information, see Windows SMM Security Mitigations Table (WSMT) Compliance section in Dell Command | Configure User's Guide.

NOTE: For systems running Windows 7 Service Pack 1, KB3033929 (SHA-2 code signing support for windows 7) and KB2533623 (Insecure library loading fix) must be installed prior to installing Dell Command | Configure.

Installation process

For information on installation, uninstallation, and upgrade of Dell Command | Configure, see the *Dell Command | Configure 4.2 User's Guide* at Dell.com.

Resources and support

Not applicable.

Latest Release Notes

To access the latest Release Notes for this version:

1. Go to https://www.dell.com/support/home/us/en/04/products/software_int/software_client_systems_mgmt.
2. Click Dell Command | Configure.
3. Click **Manuals & documents** and select **Dell Command | Configure Version 4.2.0 Release Notes**.

Contacting Dell

NOTE: Dell provides several online and telephone-based support and service options. If you do not have an active Internet connection, you can find contact information on your purchase invoice, packing slip, bill, or Dell product catalog. Availability varies by country and product, and some services may not be available in your area.

To contact Dell for sales, technical support, or customer-service issues:

1. Go to dell.com/contactdell.
2. Select your country or region from the interactive world map. When you select a region, the countries for the selected regions are displayed.
3. Select the appropriate language under the country of your choice.
4. Select your business segment. The main support page for the selected business segment is displayed.
5. Select the appropriate option depending on your requirement.

NOTE: If you have purchased a Dell system, you may be asked for the Service Tag.