




# Frequently Asked Questions


## Contacts

### How do I delete a contact?




1. Tap the Contacts icon .
2. Tap and hold the contact you want to delete.
3. Tap **Delete Contact**.

### How do I copy contacts from the SIM card to the Phone and vice versa?

1. Tap the Contacts icon .
2. Tap the Options icon  → **Copy to phone**.
3. Tap to select the contacts you want to copy to the phone, then tap **Copy to Phone** in the **Title Bar**.

 **NOTE:** To copy all contacts, press the Options button. In the menu that appears, tap **Select all** → **Copy to phone**.

### How do I send a particular contact information to another contact in my phonebook?



1. Tap the Messages icon .
2. Tap **New Message**.
3. Tap the Options icon  → **Insert vCard** → **vCard in Phone** or **vCard in SimCard**.
4. Tap to select the contact information you want to send.
5. Tap the  icon and tap to select the message recipient.
6. Tap **Send**.




### How do I assign a shortcut for dialing a contact?



1. While you are on the home screen, press the options button on the side of your phone.
2. In the menu that appears, tap **Add shortcuts**→ **Contacts**.
3. Tap to select a contact from the list.

### How do I change the default location for storing contacts?


1. Tap the Contacts icon .
2. Tap the Options icon → **Settings**.
3. Tap **New entry storage**→ **SIM**.


### How do I assign a picture to a contact on my phone?

 **NOTE:** Pictures can be assigned only to contacts stored on the phone.


1. Tap the Contacts icon .
2. Tap to select the contact you want to assign a picture to.
3. Tap **Edit contact**→  icon.
4. Tap either **Insert new picture** (to assign a picture stored on the phone) or **Take camera picture**.
5. Tap **Save**.

## How do I assign a special ringtone for a particular contact?


 **NOTE:** Ringtones can be assigned only to contacts stored on the phone.

1. Tap the Contacts icon .
2. Tap to select the contact you want to assign a ringtone to.
3. Tap **Edit contact** → **Ringtone/Set Ringtone**.
4. Tap a ringtone from the list or tap **More ringtones**.
5. Tap **Save**.

## How do I call a contact directly from the contact list?




1. Tap on the Contacts icon .
2. Tap on the contact you want to call.
3. In the contacts screen, press and hold the number you want to call.

## How do I change or remove a picture for a contact?


1. Tap the Contacts icon .
2. Tap to select the contact you want to edit.
3. Tap **Edit contact**.
4. Tap the picture of the contact you want to remove or change.
5. In the pop-up that appears, tap either **Insert new picture**, **Take camera picture**, or **Delete picture**, and then tap **Select**.
6. Tap **Save**.

# Message



## How do I access Draft messages?

1. Tap the Messaging icon .
2. Tap the Options icon  → **Message view**.
3. Tap the Options icon  → **Folder view**.
4. Tap **Drafts**.


## How do I add more recipients to a text message?

Tap the  icon to add more contacts.



## How do I enable delivery reports for sent messages?

1. Tap the Messaging icon .
2. Tap the Options icon  → **Settings**.
3. If **Delivery reports** is set to OFF, tap **OFF** to turn it ON.
4. If **Request read reports** is set to OFF, tap **OFF** to turn it ON.





## How do I access the message view and conversation view of a text message?

1. Tap the Messaging icon .
2. Tap the Options icon .
3. Tap **Conversation view** or **Message view**.




## How do I send a text message to a contact directly from a contact list?

1. Tap the Contacts icon .
2. Tap to contact you want to send a message to.
3. Tap the Send message icon .
4. Type the message and then tap **Send**.

## How do I send a picture from my phone?

1. Tap the Messaging icon .
  2. Tap **New Message**.
  3. Tap the Options icon .
  4. In the menu that appears, tap the type of file you want to send (for example, **Insert Image, Capture Photo, Capture Video, Insert Sound**, and so on).
  5. Tap to select the image file.
  6. Tap the  icon to open contacts and select the contact you want to send the message to.
-  **NOTE:** To enter the number directly, tap **To** and enter the number.
7. Type your message.
  8. Tap **Send**.

## How do I insert images, videos, or sounds in my message?

1. In the messaging screen, tap the Options icon .
  2. Swipe the menu and select the desired item to be inserted into the message.
  3. Tap the  icon to open contacts and select the contact you want to send the message to.
-  **NOTE:** To enter the number directly, tap **To** and enter the number.
4. Type your message.
  5. Tap **Send**.

# Text

## How do I send a text message to a particular phone number?

In the messaging screen, tap the **To** field and enter the number directly.

## How do I close the QWERTY keyboard?

Swipe your finger downwards through the **R** and **T** keys on the on-screen keypad.

## How do I edit text?

Tap and hold the text to be edited, and then use the keypad to make the edits.

# Android

## Does press and hold work?

Yes, many applications in Android use the press and hold functionality.

# Camera

## How do I turn on the Camera?

Press and hold the camera button for a few seconds.


## How do I click a picture?

1. Press the camera button halfway to focus on the object.
2. Press the camera button fully to capture the picture.

## What is the slide show in picture viewer?

This is a method for viewing a select number of (or all) pictures stored on the phone memory. Slide view options can be modified by holding the options key on the side while in the slide show viewer.

## How do I view the pictures captured using my phone?


Tap the Pictures icon . The pictures captured using the phone appear in the Camera folder.

## How do I use the camera's zoom feature?

In the Camera mode, press the **volume up/down** keys to zoom-in or zoom-out.

# Music

## How do I play music files on my phone?

1. Tap the Music icon .
2. Tap to select music files either by **Music**, **Albums**, **Artists**, **Genre**, or **Playlists**.
3. Tap to select the song you want to play.

## How do I transfer music files from my computer to my phone and vice versa?

1. Ensure that your phone is turned on.
2. Connect one end of the USB to mini-USB cable to the mini-USB connector on your phone and the other end to an available USB connector on your computer.
3. In the menu that appears on your phone, tap **Mass Storage**.
4. On your computer, locate the mounted USB drive and open it. The phone memory is listed as an external drive on your computer, and may contain folders such as Music, Video, Pictures and so on.

5. Copy and paste files from your computer to the folders on your phone memory, and vice versa.
6. After completion of copying, eject the drive as required by the operating system on your computer.
7. Disconnect the USB to mini-USB cable from your computer and the phone.

## What are the supported formats for music files?

Your phone supports the AAC, AAC+, eAAC+, MP3, WMA, MPEG, MP4, and 3GPP formats.




## Call Details




### How do I check the call duration of my current call while it is still active?

The call duration is displayed above the Speaker icon <icon> while on a call.

### How do I check the details of my last received, dialed, or missed calls?


1. Tap the Phone icon .
2. Tap **Call log**.

### How do I delete a call entry from the call list?

1. Tap the Phone icon .
2. Tap **Call log**.
3. Tap the Options icon  → **Delete**.
4. Tap to select the call records you want to delete.
5. Tap the Options icon  → **Delete**.
6. Tap **OK** to confirm deletion.

## Voice Mail


### How do I change the number of my voice mailbox?

1. Tap the Settings icon .
2. Tap **Call settings**.
3. Tap **Voice mail**.
4. Enter the number for voice mail and then tap **OK**.


# Options Button

## Where is the Options button located?

The Options button is located on the right side of the phone, below the Volume up/down button.

You can also use the Options icon  that appears at the top of running applications.

## My screen does not seem to have Options available. How can I find them?

If the Options icon  is not displayed, either no options are available for the application or you must press the Options button on the side to view the available options.

## What options do I have when I connect my phone to my computer?

The following are the available options:

- Mass Storage – Allows you to transfer files to/from computer.
- Modem Mode – Allows you to use your phone as a modem. Contact your service provider for support and settings.
- PC Sync – Enables synchronization with the Dell Aero Desktop Suite.
- Media Sync – Enables transfer of WMA/WMV files and artwork.
- ADB Mode – Android Debug Bridge required for Android Developers.

# Side Buttons

## How do I use the buttons on the sides of my phone?

With the phone facing you:

- Power/Lock button (top-left)
  - Press once (when the display is active)
    - locks or unlocks the display.
  - Press once (when the display is in sleep mode) – wakes up the display.
  - Press and hold – enables airplane mode.
- Home/Back button (bottom-left)
  - Press once – navigate back one screen at a time.
  - Press and hold – return to the Home screen.
- Volume up/down button (top-right)
  - Press the top of the button to increase the volume level.
  - Press the bottom of the button to decrease the volume level.
- ✎ **NOTE:** While in camera mode, this key allows you to zoom up to 8x.
- Options button (middle-right)

Press once to open the Options Menu.
- ✎ **NOTE:** While in any panel, press the Options button once to open the shortcuts, wallpaper, and widgets option.
- Camera button (bottom-right)
  - Press and hold to activate the camera.
  - While in camera mode, press halfway to auto focus, and press fully to capture the picture.

## Power

### Why does it seem like my phone is powering on, when it is turned off and I am charging the phone?

The phone is not turned on, it is only indicating the charging status.

### Do I have to turn off my phone while charging?

No, the phone charges when connected to a electrical outlet, irrespective of whether it is turned on or off.

### How can I turn off my phone?

Press the power on/off button and then tap **Power off**.

## Panels

### How do I add contacts/shortcuts to a screen?


1. While you are on the Home screen or on any panel, press the Options button on the side.
2. Tap **Add** → **Shortcuts** → **Contacts**.
3. Tap the **Contact** you want to add as a shortcut.

The shortcut appears in the first empty space on your panel.

### How do I navigate between the screens?

- Swipe a finger to the left or right on the screen to navigate to the next or previous screens.
- Press and hold the home/back button to return to the home screen.
- Press the home/back button once to go back one screen at a time.

### How do I manually change the city on the Weather Widget?

1. Tap the currently displayed city.
2. Type the name of a city in the **Search** bar.
3. Select the  key on the keyboard.
4. Tap the city to select it.
5. Tap **Save**.


### What is the best way to clean the screen of my phone?


Clean the screen using a soft non-abrasive cloth.

### How do I launch an application from a screen?

Tap the application's icon on the home screen.

### How do I delete an icon from a screen?

1. Tap and hold the icon you want to delete.
2. Tap the trash can icon  that appears.

 **NOTE:** Applications/widgets which come with the phone, can be added back by holding and pressing on the screen, selecting **Applications** and then choosing the application you want to add back to the screen.

### How can I rearrange the icons on my screens?

Tap and hold the icon and then drag it to a new location.

### Why does not my screen rotate to landscape mode?

Your Home screen and subsequent screens were designed to not rotate to landscape mode. Once inside an applications, most will allow you to rotate to landscape mode.


### Can I change the orientation of my screen?

To change the orientation of the screen from portrait to landscape and vice versa, rotate the phone.

## Ringtones

### How do I set up a ringtone?


1. Tap the song you wish to set as your ringtone to open the Music Player.

 **NOTE:** Only songs with the size less than 300 KB can be set as a ringtone.

2. Tap the **Options** menu button, and then tap **Set ringtone**. The ringtone is set as your default incoming call ringtone.
3. Tap the **Home/Back** button to exit the screen.



# Browsing

## Can I talk on my phone and browse the Internet at the same time?



Yes, while you are on a call, press and hold the home/back button to return to the Home screen. Tap the Browser icon .

## Can I search/find text within a webpage on my phone?



You can search for contents (**messages, calls, calender events, pictures, and songs**) on your phone or on the Internet using the Search widget.

1. In the search widget, enter the item or contact you want to find. A list of items will appear. Tap the item you want to select. If you want to expand the search to the internet, simply tap on the Search icon .
2. Enter the search criteria, and then tap the Search icon .

## How do I clear the cache of the web or WAP browsers on my phone?

1. Tap the Browser icon .
2. Tap the Options icon  → **Settings**.
3. Tap **Clear cache** or **Clear history** and then tap **OK**.



## How do I bookmark a particular page/link?

1. Tap the Browser icon .
2. Tap the Options icon  → **Bookmarks**.
3. Tap **Add New**.
4. Type a bookmark name and the web address.
5. Tap **Save**.

## Can I change the homepage of my browser?

Yes, you can change the homepage of your browser.

To change the homepage:

1. Tap the Browser icon .
2. Tap the Options icon .
3. Tap **Settings**→ **Set Home Page**.
4. Type the web address and tap **OK**.

## File Transfer

### How do I connect my phone to my computer?

Connect your phone to your computer using the USB to mini-USB cable. Connect one end of the USB to mini-USB cable to the mini-USB connector on your phone and the other end to an available USB connector on your computer.



# File Manager

## How do I copy files, music, and videos between my phone and my computer?

1. Ensure that your phone is turned on.
2. Connect one end of the USB to mini-USB cable to the mini-USB connector on your phone and the other end to an available USB connector on your computer.
3. In the menu that appears on your phone, tap **Mass Storage**.
4. On your computer, locate the mounted USB drive and open it. The phone memory is listed as an external drive on your computer, and may contain folders such as Music, Video, Pictures and so on.

5. Copy and paste files from your computer to the folders on your phone memory, and vice versa.
6. After completion of copying, eject the drive as required by the operating system on your computer.
7. Disconnect the USB to mini-USB cable from your computer and the phone.


## File Storage

### Can I store files on my phone like other storage devices?

Yes, files can be stored on the microSD card installed on your phone. For more information, see “How do I copy files, music, and videos between my phone and my computer”.

# Email

## How do I set up Email?

1. Tap the Email icon .
2. Type the **Email Address**, **Password**, and **From name**.
3. Tap **Next**.
4. Enter information under **Advanced settings**.
5. Tap **Save**.

To add more accounts, tap the **Add Account** tab.


## How do I know if I have received a new Email?

If you receive a new Email message, an envelope icon appears in the status bar.

To view the email message  quickly:

1. Tap and slide the status bar downwards to open the Connection Manager.
2. In the Notification section, tap the message to open the Email inbox.


## If a provider is not available how do I manually set up my Email?


1. Tap the Email icon .
2. Type the **User name**, **Password**, **From Name**, and then tap **Next**.

The phone attempts to find a provider. If the phone is unable to find a provider, you will be prompted to enter the POP3 and SSL information. Contact your email provider to obtain the POP3 and SSL information.

# Connectivity

## How do I pair my phone with another Bluetooth device?

 **NOTE:** Ensure that Bluetooth is turned on before pairing with another Bluetooth device.

1. Tap and slide the status bar downwards to open the Connection Manager.
2. Tap **Communication**.
3. If Bluetooth is turned OFF, tap **OFF** to turn it on.
4. Tap  to open **Bluetooth settings**.
5. Tap a Bluetooth device listed in Bluetooth devices to initiate a connection.

You may be prompted to enter a passkey.

6. Enter a passkey, or enter the specific passkey provided by the device manufacturer.

## Which Wi-Fi networks can my device access?

802.11 b/g.

## Can I use a WLAN and Bluetooth connection at the same time?

Yes.

## Does my phone support VoIP?

No.

# Notification Manager

## How do I use notification manager?

1. Tap and slide the status bar downwards to open the Notification Manager.
2. Tap a notification to open it in the appropriate application.

# Connection Manager

## Why do I need Connection Manager and how do I access it?

The Connection Manager allows you to quickly access Wi-Fi, Bluetooth®, Ringtones & sounds, Missed calls, Messages, Emails, Calendar, upcoming events, and current applications.

### To open the Connection Manager:

Tap and slide the status bar downwards.

## How can I disable an application through Connection Manager?

Tap and slide the status bar downwards to open the Connection Manager.

The Communication section allows you to turn on/off Mobile Network, WLAN (Wi-Fi), or Bluetooth.

# Key Clicks

## How do I turn on key clicks?

Tap **Settings**→ **Language and input**→ **Android keyboard**→ **Sound on keypress**  
(Ensure that **Sound on keypress** is turned on).

# Phone

## How do I do a soft reset?

1. If the phone freezes for any reason, press and hold the Power On/Off button for about 10 seconds. This allows the phone to reset itself and resume operation.
2. If the problem persists, remove the back cover and battery.
3. Wait for about 10 seconds and then replace the battery and the back cover.
4. Press the **Power On/Off** button to turn the phone on again.

## How do I unlock my phone?

1. If the phone is in sleep mode, press the power on/off button once to wake up the phone. The phone lock screen appears.
2. Drag the slide across the screen to unlock the phone.

## My capacitive display is not working properly. How can I improve it?

For capacitive display to work properly, clean the display. Lack of moisture in your fingertips can also have a negative effect on capacitive touch.

## Phone - Memory

### How do I increase the memory of my phone?

Your phone supports microSD cards up to 32 GB. You can use any card up to a maximum of 32 GB to increase the memory of the phone.

### How do I check the memory available on my phone?

Tap **Settings**→ **Storage Information**. The memory available on the microSD card and the phone is displayed.

## Phone - Copy/Cut Paste Feature

### How do I use the Cut and Paste feature?

1. Tap and hold the text you want to copy, and then tap **Copy**.
2. Tap and select the field where you want to paste the text, and then tap **Paste**.

## Phone Lock

### How do I lock my phone with a password?

Tap **Settings**→ **Security**→ **Phone lock settings**→ **turn Phone lock on**. You will be prompted to set a password if you have not done so already. Once set, tap **Lock** now or the phone locks automatically when it enters sleep mode.

# Phone Mode

## How do I enable Airplane Mode?

Press and hold the power button, and then tap **Airplane Mode**.

# Search

## How can I search the contents on my phone?

To search on the phone or the internet, enter the search criteria in the Search widget.

# Audio

## What audio format does my phone support?

Your phone supports the AAC, AAC+, eAAC+, MP3, WMA, MPEG, MP4, and 3GPP formats.

# Sync

## Can I sync my Yahoo calendar with my phone?



No. This option is not supported on your phone.


# Favorites

## How can I access the contacts stored in the favorites?

Tap the Phone icon  and then tap the Favorites icon .

## How do I add a contact to favorites?

1. Tap the Phone icon .
2. Tap the Favorites icon .
3. Tap **Add favorite**.
4. Tap to select a contact from the list.

 **NOTE:** Only contacts stored on the phone can be added to the favorites list.

## Back cover

### How do I remove my back cover?

Press the DELL™ logo on the battery cover with your thumb and use your other hand to slide a finger into the slot to lift the cover.

## Corning Gorilla Glass

### What is Gorilla Glass?

Your phone display is protected with a product made by Corning known as Gorilla Glass, which is a unique glass composition that is strong, durable, and scratch resistant.

## MicroSD Card


### Why am I unable to capture pictures or videos?

A microSD card must be installed on your phone to capture photos and videos.

Remove the back cover and verify if a microSD card is installed.

## Weather Widget

### How do I change the settings on my Weather Widget?

1. Tap the currently displayed city.
2. Type the name of a city in the **Search** bar.
3. Select the  key on the keyboard.
4. Tap the city to select it.
5. Tap **Save**.