



SupportAssist for Business PCs with Windows OS

Quick Setup Guide


ONBOARD




Go to
<https://techdirect.dell.com>




Create an account for the company administrator, verify the account, and sign in to TechDirect



Create a new company or join an existing company



Activate the Connect and manage service




(Optional)
Add technicians in TechDirect

CONFIGURE AND DOWNLOAD



Add contact details and configure preferences

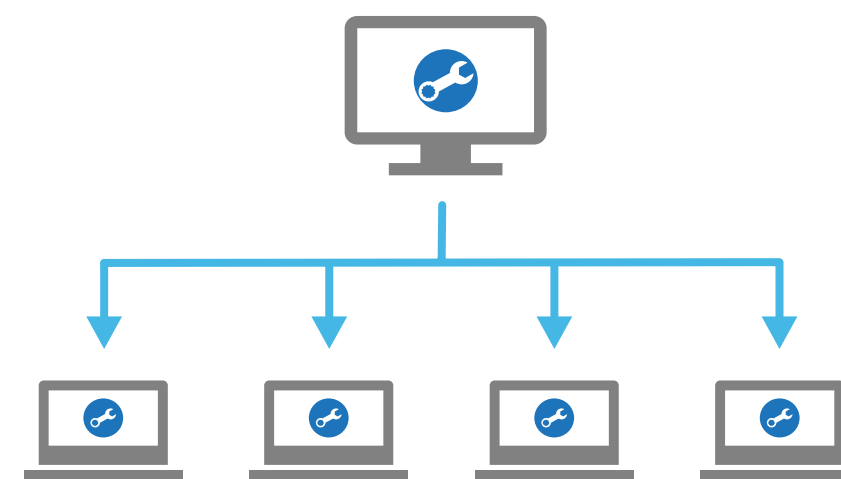


Download the SupportAssist package

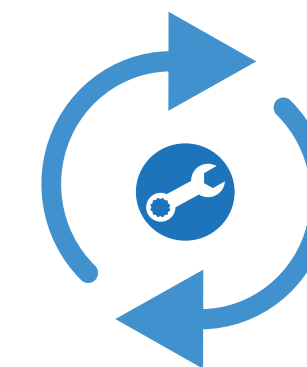
DEPLOY



Extract and create the SupportAssist deployment package



Deploy SupportAssist on the PCs



(Optional)
Configure, download, and deploy SupportAssist for every site.
Create asset groups, if required.

You can now start managing your PC fleet in TechDirect. SupportAssist for business PCs monitors each PC and communicates with TechDirect to help manage your PC fleet.