



SupportAssist for Business PCs with Windows OS

Quick Setup Guide for Clients Managed by Partners


ONBOARD YOURSELF



Register to TechDirect from the email invitation




Enter your company details and sign in to TechDirect.

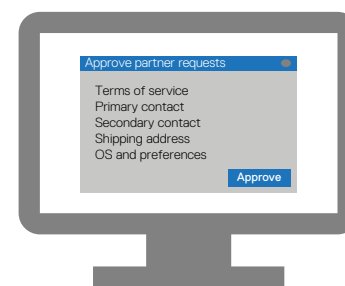


Activate the Connect and manage service

APPROVE YOUR PARTNERS



Go to Manage PC fleet > Manage your partners



Approve the partner requests

Your partners can now deploy SupportAssist and manage your PC fleet.