

Dell EMC NX440


Getting Started Guide

入门指南

Panduan Cara Memulai

スタートガイド

시작 안내서



Quick Resource Locator
Dell.com/QRL/Storage/NX440

Scan to see how-to videos, documentation, and troubleshooting information.

扫描以查看操作视频、文档和故障排除信息。 扫描以查看操作视频、文档和故障排除信息。 스캔하여, 操作 비디오, 문서 및 문제 해결 정보를 확인하려면 스캔하십시오.



Before you begin

开始之前 | 作業を開始する前に | 作業を開始する前に | 시작하기 전에

⚠ WARNING: Before setting up your system, follow the safety instructions included in the Safety, Environmental, and Regulatory Information document shipped with the system.

⚠ CAUTION: Use Extended Power Performance (EPP) compliant power supply units, indicated by the EPP label, on your system. For more information on EPP, see the Installation and Service Manual at Dell.com/storagemanuals.

✔ NOTE: The documentation set for your system is available at **Dell.com/storagemanuals**. Ensure that you always check this documentation set for all the latest updates.

✔ NOTE: Ensure that the operating system is installed before installing hardware or software not purchased with the system. For more information about supported operating systems, see **Dell.com/ossupport**.

⚠ 警告: 系统设置前, 请遵循系统随附的安全、环境和法规信息文档中的安全说明。

⚠ 小心: 按照系统上扩展电源性能 (EPP) 标签的说明使用符合 EPP 标准的电源。有关 EPP 的更多信息, 请参阅安装和服务手册, 网址: **Dell.com/storagemanuals**。

✔ 注意: 适用于您的设备的说明文件集可从 **Dell.com/storagemanuals** 上获取。确保始终针对所有最新更新确认此文档集。

✔ 注意: 确保在安装未随系统一起购买的硬件或软件之前安装操作系统。有关支持的操作系统的更多信息, 请参阅 **Dell.com/ossupport**。

⚠ PERINGATAN: Sebelum menyiapkan sistem Anda, ikuti petunjuk keselamatan yang disertakan dalam dokumen Informasi Keselamatan, Lingkungan, dan Regulatori yang dikirimkan bersama sistem tersebut.

⚠ PERINGATAN: Gunakan unit catu daya (PSU) yang sesuai dengan Extended Power Performance (EPP), ditunjukkan dengan adanya label EPP pada peralatan Anda. Untuk informasi selengkapnya mengenai EPP, lihat Panduan Pemasangan dan Servis di **Dell.com/storagemanuals**.

✔ CATATAN: Set dokumentasi untuk sistem Anda tersedia di **Dell.com/storagemanuals**. Pastikan bahwa Anda selalu memastikan bahwa dokumen ini sudah diatur untuk semua pembaruan terbaru.

✔ CATATAN: Pastikan sistem operasi dipasang sebelum memasang perangkat keras atau perangkat lunak yang tidak dibeli bersama dengan sistem. Untuk informasi selengkapnya mengenai sistem pengoperasian yang didukung, kunjungi **Dell.com/ossupport**.

⚠ 警告: システムをセットアップする前に、システムと同梱の『安全、環境、および規制情報』マニュアルの安全にお使いいただくための注意事項に従ってください。

⚠ 注意: システムの EPP ラベルに示される、拡張電源パフォーマンス (EPP) 対応電源ユニットを使用してください。EPPの詳細については、**Dell.com/storagemanuals**で『設置およびサービス マニュアル』を参照してください。

✔ メモ: お使いのシステムのマニュアル一式は **Dell.com/storagemanuals** から入手できます。最新のアップデートについては必ずこのマニュアルセットを確認するようにしてください。

✔ メモ: システムと合わせて購入していないハードウェアまたはソフトウェアについては、オペレーティングシステムをインストールしてから導入してください。サポートする OS の詳細については、**Dell.com/ossupport** を参照してください。

⚠ 경고: 시스템을 설치하기 전에 시스템과 함께 제공된 안전, 환경 및 규정 정보 문서에 포함된 안전 수칙을 먼저 따르십시오.

⚠ 주의: 시스템에서 EPP 레이블에 표시된 EPP(Extended Power Performance) 호환 전원 공급 장치를 사용해야 합니다. EPP에 대한 자세한 내용은 **Dell.com/storagemanuals**의 설치 및 서비스 설명서를 참조하십시오.

✔ 주: 시스템에 대한 문서 세트는 **Dell.com/storagemanuals**에서 볼 수 있습니다. 최신 업데이트된 내용은 본 문서 세트에서 확인할 수 있습니다.

✔ 주: 시스템과 함께 구매하지 않은 하드웨어 또는 소프트웨어를 설치하기 전에 운영 체제가 설치되어 있는지 확인하십시오. 지원되는 운영 체제에 대한 최신 정보는 **Dell.com/ossupport**를 참조하십시오.

Setting up your system

设置系统 | Menyiapkan sistem Anda

システムのセットアップ | 시스템 설정

✔ NOTE: Ensure that the system is installed and secured. For more information about installing and securing the system into a rack, see the rack documentation included with your rack solution.

✔ 注意: 确保系统已安装并且固定好。有关将系统安装和固定到机架中的更多信息, 请参阅机架解决方案随附的机架说明文件。

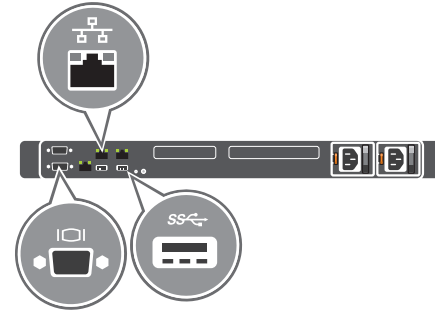
✔ CATATAN: Pastikan peralatan terpasang dan diamankan. Untuk informasi lebih lanjut tentang memasang dan mengamankan sistem ke dalam rak, lihat dokumentasi rak yang disertakan dengan solusi rak Anda.

✔ 메모: 시스템이取り付けられ、固定されていることを確認します。システムをラックに取り付けて固定する方法の詳細については、お使いのラックソリューションと同梱のラックマニュアルを参照してください。

✔ 주: 시스템이 설치되고 고정되어 있는지 확인합니다. 랙에 시스템을 설치하고 고정하는 방법에 대한 자세한 내용은 랙 솔루션과 함께 제공되는 랙 설명서를 참조하십시오.

1 Connect the network cable and the optional I/O devices

连接网络电缆和可选的 I/O 设备 | Sambungkan kabel jaringan dan perangkat I/O opsional
ネットワークケーブルとオプションの I/O デバイスを接続します | 네트워크 케이블 및 I/O 장치(옵션) 연결



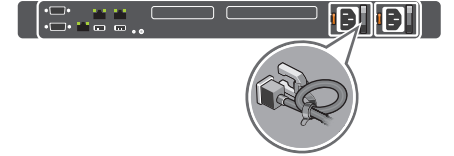
2 Connect the system to a power source

将系统连接到电源 | Hubungkan sistem ke sumber daya
システムを電源に接続します | 시스템을 전원 공급 장치에 연결합니다.



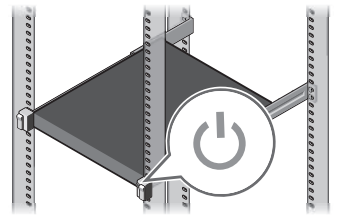
3 Loop and secure the power cable using the retention strap

将电源电缆缠绕并用固定束带在固定。 | Gulung dan amankan kabel daya menggunakan tali penahan
電源ケーブルを輪にして、固定ストラップで固定します | 고정 스트랩을 사용해 전원 케이블을 감고 고정시킵니다



4 Turn on the system

开启系统 | Aktifkan sistem
システムの電源を入れます | 시스템의 전원을 켭니다



0YYDFJA00

Technical specifications

技术规格 | Spesifikasi teknis

技術仕様 | 기술 사양

The following specifications are only those required by law to ship with your system. For a complete and current listing of the specifications for your system, see **Dell.com/storagemanuals**.

Power
350 W Platinum AC 50/60 Hz, 4.8 A– 2.4 A
System battery: 3 V CR2032 lithium coin cell
Temperature: Maximum ambient temperature for continuous operation: 35°C/95°F
🔍 NOTE: Certain system configurations may require a reduction in the maximum ambient temperature limit. The performance of the system may be impacted when operating above the maximum ambient temperature limit or with a faulty fan.
For information on Dell Fresh Air and supported expanded operating temperature range, see the Installation and Service Manual at Dell.com/storagemanuals .

The following specifications are only those required by law to ship with your system. For a complete and current listing of the specifications for your system, see Dell.com/storagemanuals.

以下仅是依照法律规定随系统附带的规格。有关您的系统规格的当前完整列表，请参阅 **Dell.com/storagemanuals**。

电源
350 W 白金级 AC 50/60 Hz, 4.8 A– 2.4 A
系统电池: 3 V CR2032 锂币电池
温度: 持续运行时的最高环境温度为: 35° C/95° F
🔍 注: 某些系统配置可能需要降低最高环境温度限制。若在最高环境温度极限以上的温度下工作或风扇出现故障，系统的性能可能会受到影响。
有关 Dell Fresh Air 以及支持的扩展工作温度范围的详细信息，请参阅安装和服务手册，网址： Dell.com/storagemanuals 。

The following specifications are only those required by law to ship with your system. For a complete and current listing of the specifications for your system, see Dell.com/storagemanuals.

Spesifikasi berikut ini hanya yang dipersyaratkan oleh undang-undang untuk dikirimkan bersama sistem Anda. Untuk mengetahui daftar spesifikasi terbaru dan lengkap dari sistem Anda, lihat **Dell.com/storagemanuals**.

Daya
350 W Platinum AC 50/60 Hz, 4,8 A– 2,4 A
Baterai sistem: Sel litium 3 V CR2032 berbentuk koin
Suhu: Suhu ruangan maksimum untuk pengoperasian terus menerus: 35°C/95°F
🔍 CATATAN: Konfigurasi sistem tertentu dapat memerlukan pengurangan dalam batas suhu ruangan maksimum. Kinerja sistem dapat terpengaruh ketika mengoperasikan di atas batas suhu ruangan maksimum atau dengan kipas yang rusak.
Untuk informasi tentang Dell Fresh Air serta kisaran suhu pengoperasian diperlebar yang didukung, lihat Manual Servis di Dell.com/storagemanuals .

Dell End User License Agreement

Before using your system, read the Dell Software License Agreement that shipped with your system. If you do not accept the terms of agreement, see **Dell.com/contactdell**.

Save all software media that shipped with your system. These media are backup copies of the software installed on your system.

Dell 最终用户许可协议

使用系统前，请阅读系统随附的《Dell 软件许可协议》。如果您不接受协议条款，请参阅 **Dell.com/contactdell**。

Save all software media that shipped with your system. These media are backup copies of the software installed on your system.

電源
350 W Platinum AC 50/60 Hz, 4.8 A–2.4 A
システム バッテリ : 3 V CR2032コイン型リチウム バッテリ
温度 : 連続運転中の最大周囲温度 : 35°C (95°F)
🔍 メモ : 一部のシステム構成では、最高周囲温度制限を下げる必要がある場合があります。最高周囲温度制限を超えて、またはファンが故障したまま使用すると、システムの性能に影響を及ぼす場合があります。
Dell Fresh Airおよび対応する拡張動作温度範囲の詳細については、 Dell.com/storagemanuals で『設置およびサービス マニュアル』を参照してください。

The following specifications are only those required by law to ship with your system. For a complete and current listing of the specifications for your system, see Dell.com/storagemanuals.

다음은 현지 법률에 따라 시스템과 함께 제공되어야 하는 사양입니다. 사용 중인 시스템의 최신 전체 사양 목록은 **Dell.com/storagemanuals**에서 볼 수 있습니다.

전원
350 W 플래티넘 AC 50/60Hz, 4.8 A~2.4 A
시스템 배터리: 3V CR2032 리튬 코인 셀
온도: 연속 작동 시 주변 최대 온도는 35°C/95°F입니다.
🔍 주: 일부 시스템 구성은 최대 온도 제한 수준을 줄여야 할 수도 있습니다. 최대 온도 한도를 초과하거나 결함이 있는 팬으로 작동 시 시스템 성능이 저하될 수 있습니다.
Dell Fresh Air와 지원되는 확대된 작동 온도의 범위에 관한 정보는 Dell.com/storagemanuals 의 설치 및 서비스 설명서를 참조하십시오.

Dell End User License Agreement

Before using your system, read the Dell Software License Agreement that shipped with your system. If you do not accept the terms of agreement, see **Dell.com/contactdell**.

Save all software media that shipped with your system. These media are backup copies of the software installed on your system.

Dell 最终用户许可协议

使用系统前，请阅读系统随附的《Dell 软件许可协议》。如果您不接受协议条款，请参阅 **Dell.com/contactdell**。

Save all software media that shipped with your system. These media are backup copies of the software installed on your system.

Dell Perjanjian Lisensi Pengguna Akhir

Sebelum menggunakan sistem Anda, bacalah Perjanjian Lisensi Pengguna Akhir Dell yang dikirimkan bersama sistem Anda. Jika Anda tidak menerima pesyaratan dari perjanjian tersebut, lihat **Dell.com/contactdell**.

Simpan semua media perangkat lunak yang dikirimkan bersama sistem Anda. Media ini adalah salinan cadangan dari perangkat lunak yang dipasang di sistem Anda.

Dell 엔드유저라이선스契約

시스템을 사용하려면, 시스템에 동봉의 Dell 소프트웨어 라이선스契約書をお読みください。契約条件に同意しない場合は、**Dell.com/contactdell** にアクセスしてください。

시스템에 동봉의 소프트웨어미디어를すべて保存します。このメディアはシステムに取り付けたソフトウェアのバックアップコピーです。

Dell 최종 사용자 사용권 계약

시스템을 사용하기 전에 시스템과 함께 제공된 Dell 소프트웨어 사용권 계약을 읽어 보시기 바랍니다. 계약의 약관에 동의하지 않을 경우, **Dell.com/contactdell**을 참조하십시오.

시스템과 함께 제공된 모든 소프트웨어 미디어를 저장하십시오. 이러한 미디어는 시스템에 설치된 소프트웨어의 백업용 복사 파일입니다.

⚠ **WARNING: A WARNING indicates a potential for property damage, personal injury, or death.**

⚠ **CAUTION: A CAUTION indicates either potential damage to hardware or loss of data and tells you how to avoid the problem.**

🔍 **メモ:** 製品を使いやすくするための重要な情報を説明しています。

🔍 **NOTE:** A NOTE indicates important information that helps you make better use of your product.

The following specifications are only those required by law to ship with your system. For a complete and current listing of the specifications for your system, see Dell.com/storagemanuals.

⚠ **警告:** “警告”表示可能会导致财产损失。人身伤害甚至死亡。

⚠ **小心:** “小心”表示可能会损坏硬件或导致数据丢失，并告诉您如何避免此类问题。

🔍 **注意:** “注意”表示可以帮助您更好地使用计算机的重要信息。

⚠ **PERINGATAN:** Sebuah PERINGATAN mengindikasikan potensi kerusakan properti, cedera diri, atau kematian.

⚠ **PEMBERITAHUAN:** Sebuah PEMBERITAHUAN menunjukkan kerusakan potensial pada perangkat keras atau kehilangan data yang mungkin terjadi dan memberitahukan Anda cara menghindari masalah tersebut.

🔍 **CATATAN:** Sebuah CATATAN menunjukkan informasi penting yang akan membantu Anda mengoptimalkan penggunaan sistem Anda.

The following specifications are only those required by law to ship with your system. For a complete and current listing of the specifications for your system, see Dell.com/storagemanuals.

本產品符合臺灣RoHS標準CNS15663。請見 **http://www.dell.com/learn/tw/zh/twcorp1/envt-info-materials**

Japan

The following specifications are only those required by law to ship with your system. For a complete and current listing of the specifications for your system, see Dell.com/storagemanuals.

本製品符合臺灣RoHS標準CNS15663。請見 **http://www.dell.com/learn/tw/zh/twcorp1/envt-info-materials**

Japan	
🇯🇵 ℝ 005-101536	

The following specifications are only those required by law to ship with your system. For a complete and current listing of the specifications for your system, see Dell.com/storagemanuals.

本製品符合臺灣RoHS標準CNS15663。請見 **http://www.dell.com/learn/tw/zh/twcorp1/envt-info-materials**

Japan	
🇯🇵 ℝ 005-101536	

The following specifications are only those required by law to ship with your system. For a complete and current listing of the specifications for your system, see Dell.com/storagemanuals.

本製品符合臺灣RoHS標準CNS15663。請見 **http://www.dell.com/learn/tw/zh/twcorp1/envt-info-materials**

The following specifications are only those required by law to ship with your system. For a complete and current listing of the specifications for your system, see Dell.com/storagemanuals.

本製品符合臺灣RoHS標準CNS15663。請見 **http://www.dell.com/learn/tw/zh/twcorp1/envt-info-materials**

Japan	
🇯🇵 ℝ 005-101536	

The following specifications are only those required by law to ship with your system. For a complete and current listing of the specifications for your system, see Dell.com/storagemanuals.

本製品符合臺灣RoHS標準CNS15663。請見 **http://www.dell.com/learn/tw/zh/twcorp1/envt-info-materials**

Japan	
🇯🇵 ℝ 005-101536	

The following specifications are only those required by law to ship with your system. For a complete and current listing of the specifications for your system, see Dell.com/storagemanuals.

本製品符合臺灣RoHS標準CNS15663。請見 **http://www.dell.com/learn/tw/zh/twcorp1/envt-info-materials**

Regulatory model/type	E58S Series/E58S001
管制型号/类型 Model/jenis regulasi	
認可モデル/認可タイプ 규격 모델/유형	

The following specifications are only those required by law to ship with your system. For a complete and current listing of the specifications for your system, see Dell.com/storagemanuals.

本製品符合臺灣RoHS標準CNS15663。請見 **http://www.dell.com/learn/tw/zh/twcorp1/envt-info-materials**

The following specifications are only those required by law to ship with your system. For a complete and current listing of the specifications for your system, see Dell.com/storagemanuals.

本製品符合臺灣RoHS標準CNS15663。請見 **http://www.dell.com/learn/tw/zh/twcorp1/envt-info-materials**

本製品符合臺灣RoHS標準CNS15663。請見 **http://www.dell.com/learn/tw/zh/twcorp1/envt-info-materials**

本製品符合臺灣RoHS標準CNS15663。請見 **http://www.dell.com/learn/tw/zh/twcorp1/envt-info-materials**