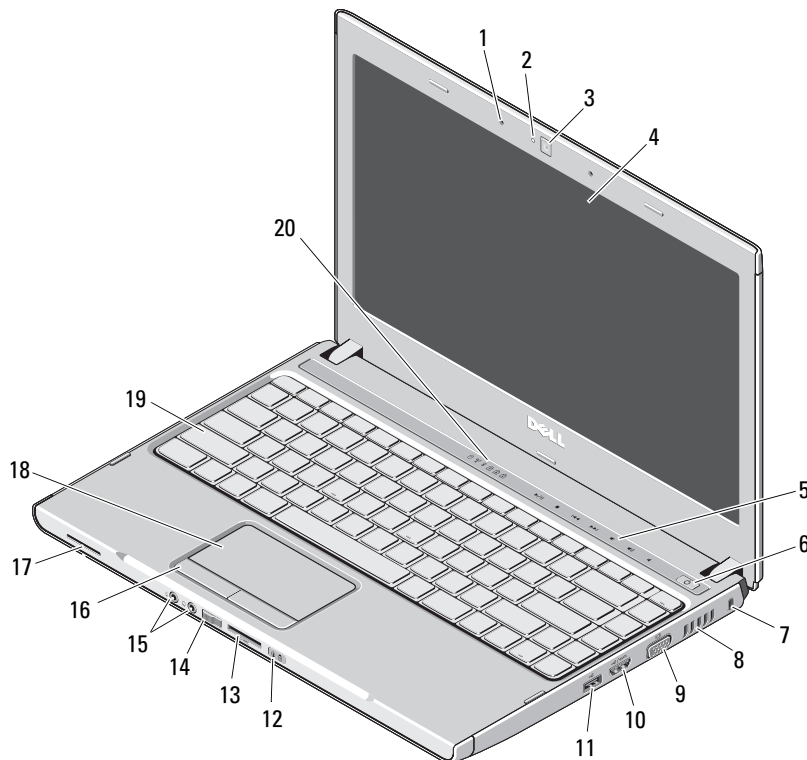


Dell™ Vostro™ 3300/3400/3500/3700

Setup and Features Information

Vostro 3300 — Front View



About Warnings



WARNING: A WARNING indicates a potential for property damage, personal injury, or death.

- 1 microphones (2)
- 2 camera light
- 3 camera
- 4 display
- 5 volume control buttons
- 6 power button
- 7 security slot
- 8 cooling vent
- 9 video connector (VGA)
- 10 e-SATA connector (shared)
- 11 USB 2.0 connector
- 12 power and battery status lights
- 13 5-in-1 Secure Digital (SD) memory card reader
- 14 wireless switch
- 15 audio connectors
- 16 touchpad buttons (2)
- 17 speaker
- 18 touchpad
- 19 keyboard
- 20 keyboard and device status lights



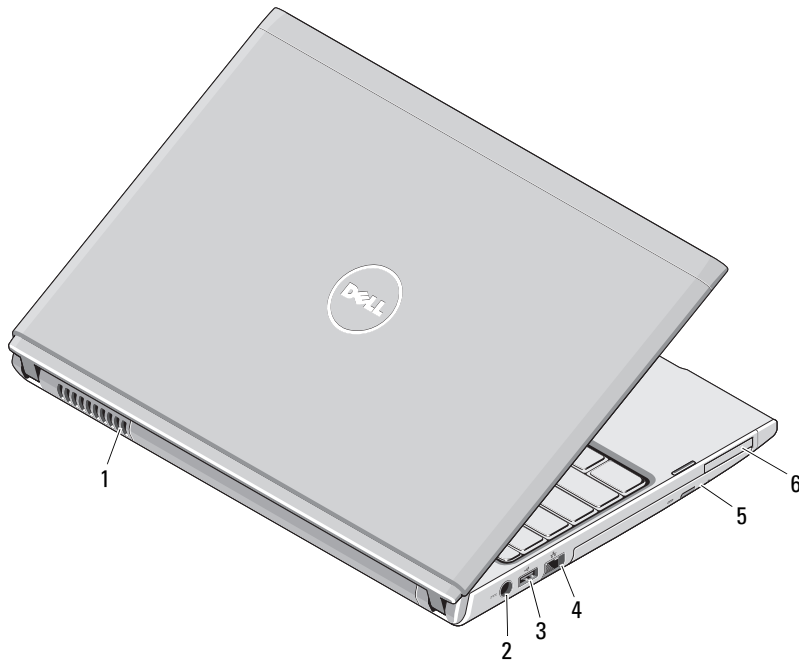
Regulatory Model: P09S, P10G, P09F, P06E
Regulatory Type: P09S001, P10G001, P09F001, P06E001

January 2010



OCG5YYA01

Vostro 3300 — Back View

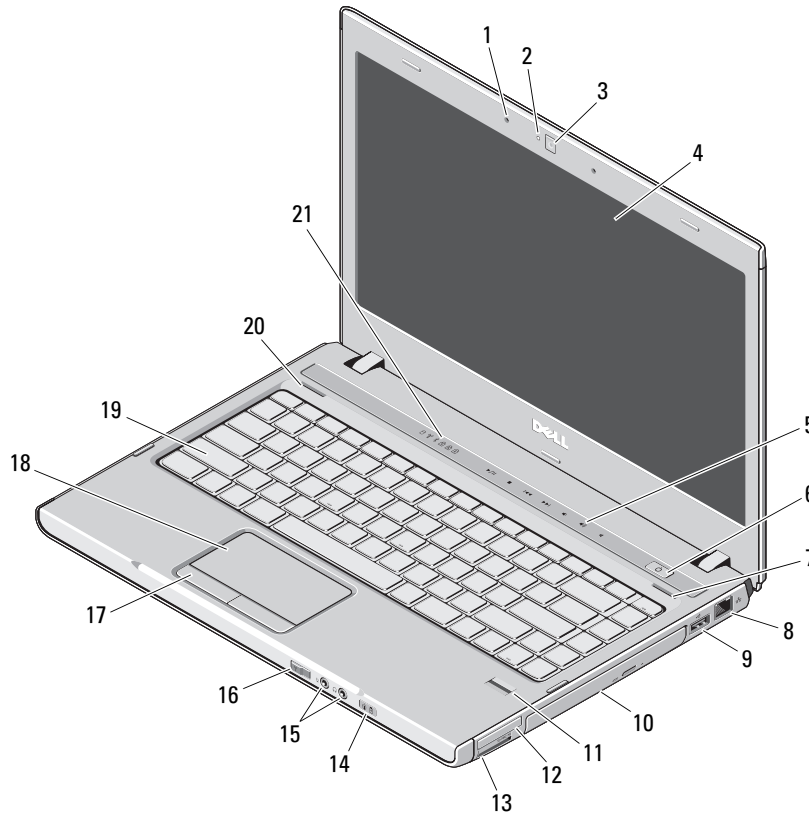


- 1 cooling vent
- 2 AC adapter connector
- 3 USB 2.0 connector
- 4 network connector
- 5 optical drive/bay
- 6 ExpressCard connector



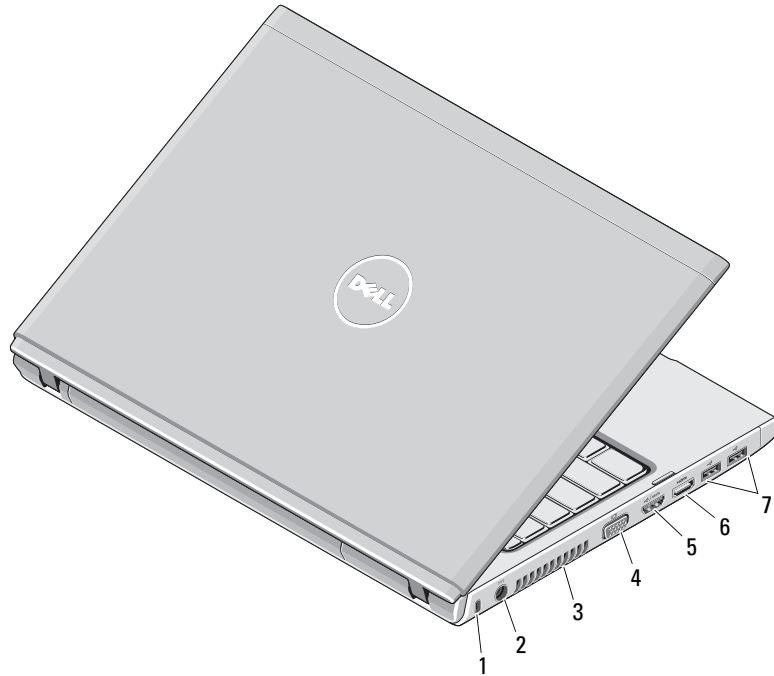
WARNING: Do not block, push objects into, or allow dust to accumulate in the cooling vents. Do not store your Dell computer in a low-airflow environment, such as a closed briefcase, while it is running. Restricting the airflow can damage the computer or cause a fire. The computer turns on the fan when the computer gets hot. Fan noise is normal and does not indicate a problem with the fan or the computer.

Vostro 3400/3500 — Front View



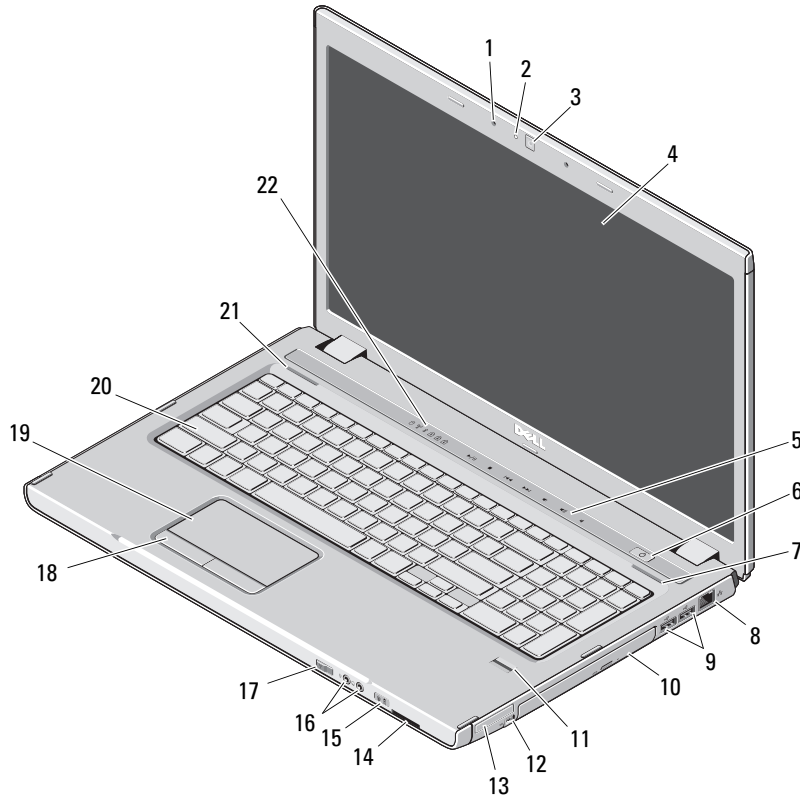
- 1 microphones (2)
- 2 camera light
- 3 camera
- 4 display
- 5 volume control buttons
- 6 power button
- 7 right speaker
- 8 network connector
- 9 USB 2.0 connector
- 10 optical drive/bay
- 11 fingerprint reader
- 12 ExpressCard connector
- 13 8-in-1 Secure Digital (SD) memory card reader
- 14 power and battery status lights
- 15 audio connectors
- 16 wireless switch
- 17 touchpad buttons (2)
- 18 touchpad
- 19 keyboard
- 20 left speaker
- 21 keyboard and device status lights

Vostro 3400/3500 — Back View



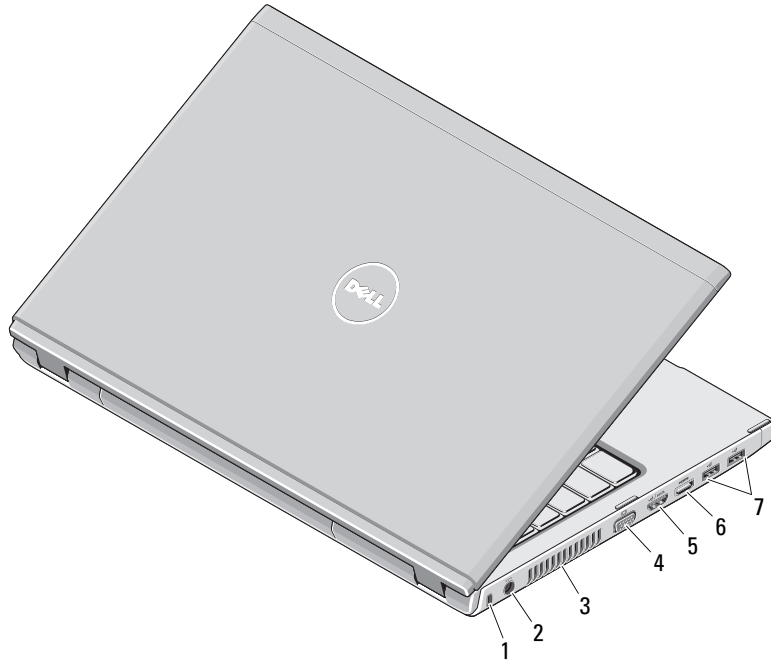
- 1 security cable slot
- 2 AC adapter connector
- 3 cooling vent
- 4 video connector (VGA)
- 5 e-SATA connector (shared)
- 6 HDMI connector
- 7 USB 2.0 connectors (2)

Vostro 3700 — Front View



- 1 microphones (2)
- 2 camera light
- 3 camera
- 4 display
- 5 volume control lights
- 6 power button
- 7 right speaker
- 8 network connector
- 9 USB 2.0 connectors (2)
- 10 optical drive/bay
- 11 fingerprint reader
- 12 IEEE 1394 connector
- 13 ExpressCard slot
- 14 8-in-1 Secure Digital (SD) memory card reader
- 15 power and battery status lights
- 16 audio connectors
- 17 wireless switch
- 18 touchpad buttons (2)
- 19 touchpad
- 20 keyboard
- 21 left speaker
- 22 keyboard and device status lights

Vostro 3700 — Back View



- 1 security cable slot
- 2 AC adapter connector
- 3 cooling vent
- 4 video connector (VGA)
- 5 e-SATA connector (shared)
- 6 HDMI connector
- 7 USB 2.0 connectors (2)

Quick Setup



WARNING: Before you begin any of the procedures in this section, read the safety information that shipped with your computer. For additional best practices information, see www.dell.com/regulatory_compliance.



WARNING: The AC adapter works with electrical outlets worldwide. However, power connectors and power strips vary among countries. Using an incompatible cable or improperly connecting the cable to the power strip or electrical outlet may cause fire or equipment damage.

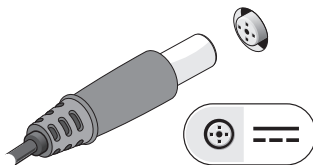


CAUTION: When you disconnect the AC adapter cable from the computer, grasp the connector, not the cable itself, and pull firmly but gently to avoid damaging the cable. When you wrap the AC adapter cable, ensure that you follow the angle of the connector on the AC adapter to avoid damaging the cable.

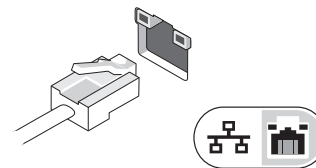


NOTE: Some devices may not be included if you did not order them.

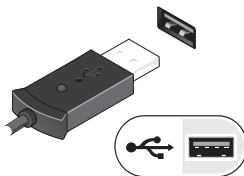
- 1 Connect the AC adapter to the AC adapter connector on the portable computer and to the electrical outlet.



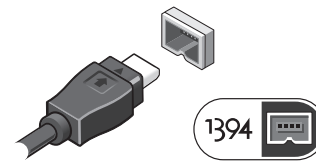
- 2 Connect the network cable (optional).



- 3 Connect USB devices, such as a mouse or a keyboard (optional).



- 4 Connect IEEE 1394 devices, such as a DVD player (optional).



- 5 Open the computer display and press the power button to turn on the computer.



NOTE: It is recommended that you turn on and shut down your computer at least once before you install any cards or connect the computer to a docking device or other external device, such as a printer.

Specifications



NOTE: Offerings may vary by region. For more information regarding the configuration of your computer, click **Start**→**Help and Support** and select the option to view information about your computer.

System Information

Processor type	Intel® Core™ i3 Intel Core i5 Intel Core i7 (Quad-core for Vostro 3700 only)
Chipset	Intel HM57

Video

Video type	integrated on system board and discrete video card
Video controller	
UMA	Intel Graphics Media Accelerator HD
Discrete	NVIDIA™ GeForce™ 310M NVIDIA GeForce GT 330M (Vostro 3700 only)

Memory

Type	DDR3 SDRAM with 1066 MHz
Module connectors	two SODIMM slots
Module capacity	1 GB, 2 GB, or 4 GB
Minimum memory	1 GB
Maximum memory	8 GB

NOTE: Only 64-bit operating systems can detect memory capacities greater than 4 GB.

Battery

Vostro 3300

Type	4-cell "smart" lithium ion (2.8 AHr) 8-cell "smart" lithium ion (2.8 AHr)
Depth	
4-cell	43.00 mm (1.69 inches)
8-cell	42.63 mm (1.67 inches)
Height	
4-cell	19.60 mm (0.77 inches)
8-cell	42.10 mm (1.65 inches)
Width	
4-cell	205.00 mm (8.07 inches)
8-cell	276.00 mm (10.86 inches)
Weight	
4-cell	231.00 g (0.51 lb)
8-cell	446.00 g (0.98 lb)
Voltage	
4-cell/8-cell	14.8 V

Vostro 3400/3500

Type	4-cell "smart" lithium ion (2.6 AHr) 6-cell "smart" lithium ion (2.6 AHr) 9-cell "smart" lithium ion (2.8 AHr)
Depth	
4-cell/6-cell/9-cell	57.80 mm (2.27 inches)

Battery (continued)

Height	
4-cell/6-cell	20.80 mm (0.81 inch)
9-cell	40.15 mm (1.58 inches)
Width	
4-cell/6-cell/9-cell	255.60 mm (10.06 inches)
Weight	
4-cell	250.00 g (0.55 lb)
6-cell	340.00 g (0.75 lb)
9-cell	504.50 g (1.11 lb)
Voltage	
4-cell	14.8 V
6-cell/9-cell	11.1 V
Vostro 3700	
Type	6-cell "smart" lithium ion (2.6 AHr) 9-cell "smart" lithium ion (2.8 AHr)
Depth	
6-cell	57.80 mm (2.27 inches)
9-cell	57.80 mm (2.27 inches)
Height	
6-cell	20.80 mm (0.82 inch)
9-cell	40.15 mm (1.58 inches)

Battery (continued)

Width	
6-cell/9-cell	255.60 mm (10.06 inches)
Weight	
6-cell	340.00 g (0.75 lb)
9-cell	504.50 g (1.11 lb)
Voltage	
6-cell/9-cell	11.1 V
Temperature range:	
Operating	0 °C to 35 °C (32 °F to 95 °F)
Storage	-40 °C to ~65 °C (-40 °F to ~149 °F)
Coin-cell battery	3 V CR2032 lithium coin cell

AC Adapter

Input voltage	100–240 VAC
Input current (maximum)	2.5 A
Input frequency	50–60 Hz
Output power	65 W, 90 W, or 130 W
NOTE: 130 W AC power adapter is available for Vostro 3700 only.	
Output current	
65 W	4.34 A (maximum at 4-second pulse) 3.34 A (continuous)
90 W	5.62 A (maximum at 4-second pulse) 4.62 A (continuous)
130 W	6.70 A (continuous)

AC Adapter (continued)

Depth

65 W	57.80 mm (2.27 inches)
90 W	70.00 mm (2.75 inches)
130 W	76.20 mm (3.00 inches)

Height

65 W	28.30 mm (1.11 inches)
90 W	22.60 mm (0.88 inches)
130 W	25.40 mm (1.00 inch)

Width

65 W	137.20 mm (5.40 inches)
90 W	147.00 mm (5.78 inches)
130 W	154.70 mm (6.09 inches)

Rated output voltage 19.5 +/- 1.0 VDC

Temperature range

Operating	0 °C to 35 °C (32 °F to 95 °F)
Storage	-40 °C to 65 °C (-40 °F to 149 °F)

Physical

Vostro 3300

Depth	229.00 mm (9.01 inches)
Height	20.10 mm–28.60 mm (0.79 inches–1.12 inches) with 4-cell

Physical (continued)

Width 325.00 mm (12.79 inches)

Weight 1.80 kg (3.96 lb)
with 4-cell and air-bay.

Vostro 3400

Depth 242.2 mm (9.53 inches)

Height 21.90 mm–29.50 mm (0.86 inch–1.16 inches)
with 4-cell/6-cell battery and out-of-battery area

Width 339.00 mm (13.34 inches)

Weight 2.05 kg (4.51 lb)
with 4-cell and media drives.

Vostro 3500

Depth 250.0 mm (9.84 inches)

Height 22.90 mm–31.90 mm (0.90 inches–1.25 inches)
with 6-cell battery and out-of-battery area

Width 375.00 mm (14.76 inches)

Weight 2.30 kg (5.07 lb)
with 4-cell and media drives.

Vostro 3700

Depth 271.0 mm (10.66 inches)

Height 26.80 mm–34.40 mm (1.05 inches–1.35 inches)

Width 410.8 mm (16.17 inches)

Weight 2.90 kg (6.39 lb)
with 6-cell and media drives.

NOTE: Optical drive includes the optical drive, bracket, and bezel.

Environmental

Temperature range

Operating 0 °C to 35 °C (32 °F to 95 °F)

Storage -40 °C to ~65 °C (-40 °F to ~149 °F)

Relative humidity

Operating 10% to 90% (noncondensing)

Storage 5% to 95% (noncondensing)

Finding More Information and Resources

See the safety and regulatory documents that shipped with your computer and the regulatory compliance website at

www.dell.com/regulatory_compliance for more information on:

- Safety best practices
- Warranty
- Terms and Conditions
- Regulatory certification
- Ergonomics
- End User License Agreement

Information in this document is subject to change without notice.

© 2009–2010 Dell Inc. All rights reserved. Printed in China.

Printed on recycled paper.

Reproduction of these materials in any manner whatsoever without the written permission of Dell Inc. is strictly forbidden.

Trademarks used in this text: *Dell*, the *DELL* logo, and *Vostro* are trademarks of Dell Inc.; *Bluetooth* is a registered trademark owned by Bluetooth SIG, Inc. and is used by Dell under license; *Intel* is a registered trademark and *Core* is a trademark of Intel Corporation in the U.S. and other countries. *NVIDIA* and *GeForce* are trademarks of NVIDIA Corporation in the U.S. and other countries.

Other trademarks and trade names may be used in this document to refer to either the entities claiming the marks and names or their products. Dell Inc. disclaims any proprietary interest in trademarks and trade names other than its own.

