

Latitude 3190 2-in-1

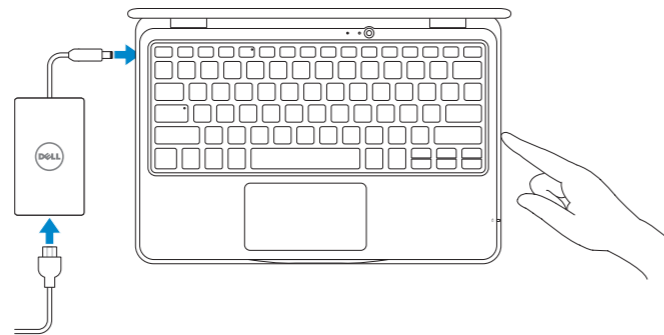
Quick Start Guide

Guia de consulta rápida



1 Connect the power adapter and press the power button

Conecte o adaptador de energia e pressione o botão liga/desliga



Modes

Modos

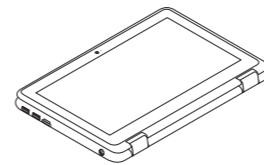
Notebook

Notebook



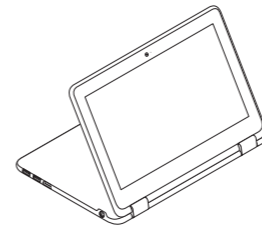
Tablet

Tablet




Stand

Suporte



Tent

Tenda



What's New

Novidades

- The system is shipped with Intel Gemini Lake Celeron or Pentium processor
- Active Pen support
- O sistema é fornecido com o processador Intel Celeron Gemini Lago ou Intel Pentium
- Compatibilidade com caneta ativa

Product support and manuals

Suporte ao produto e manuais

Contact Dell

Entre em contato com a Dell

Regulatory and safety

Normas e segurança

Regulatory model

Modelo regulamentar

Regulatory type

Tipo regulamentar

Computer model

Modelo do computador

[Dell.com/support](https://www.dell.com/support)

[Dell.com/support/manuals](https://www.dell.com/support/manuals)

[Dell.com/support/windows](https://www.dell.com/support/windows)

[Dell.com/contactdell](https://www.dell.com/contactdell)

[Dell.com/regulatory_compliance](https://www.dell.com/regulatory_compliance)

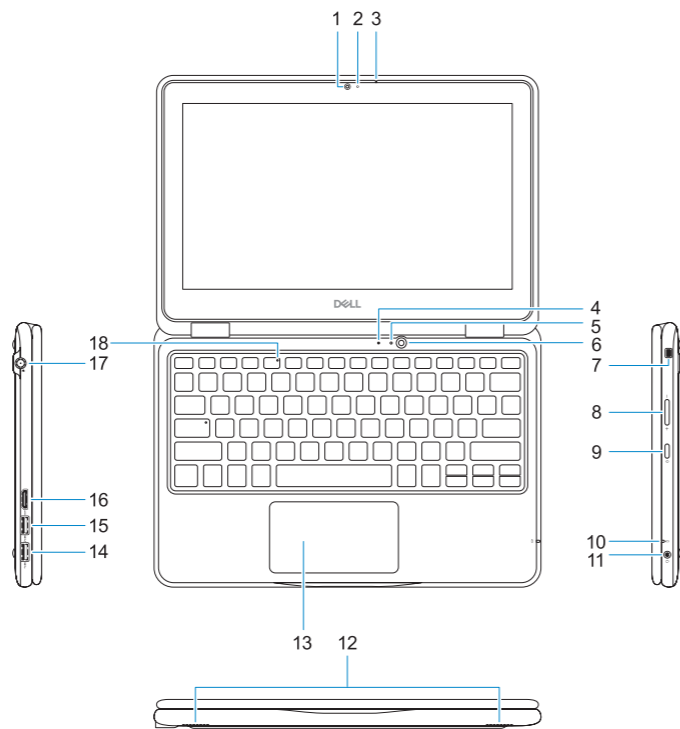
P26T

P26T003

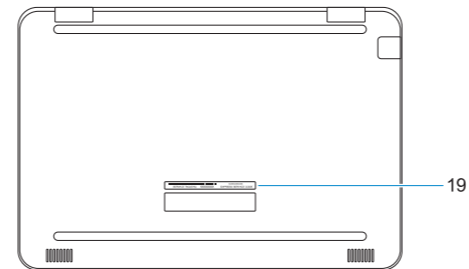
Latitude 3190 2-in-1

Features

Recursos



1. Camera
2. Camera status light
3. Microphone
4. World-facing microphone
5. World-facing camera status light
6. World-facing camera
7. Noble Wedge lock slot
8. Volume control button
9. Power button
10. Battery status light
11. Universal audio jack
12. Speakers
13. Touchpad
14. USB 3.1 Gen 1 port
15. USB 3.1 Gen 1 port with PowerShare



16. HDMI port
17. Power connector port
18. Microphone status light
19. Service Tag label

1. Câmera
2. Luz de status da câmera
3. Microfone
4. Microfone dianteiro
5. Luz de status da câmera dianteiro
6. Câmera voltada para a dianteira
7. Slot de trava Noble Wedge
8. Botão de controle de volume
9. Botão liga/desliga
10. Luz de status da bateria
11. Tomada universal de áudio
12. Alto-falantes
13. Touchpad
14. Porta USB 3.1 de 1ª geração

15. Porta USB 3.1 de 1ª geração com PowerShare
16. Porta HDMI
17. Porta do conector de alimentação
18. Luz de status do microfone
19. Rótulo da etiqueta de serviço

