

Dell™ 2350d/dn

Laser 2330d/dn

Dell:

1.



2.

Dell web

Dell

www.dell.com/supplies

Dell.



© 2010 Dell Inc.

Dell Inc.

Dell Inc. / Microsoft Windows Windows Vista Dell, DELL OpenManage Microsoft Corporation Microsoft Corporation
Linux Novell, Inc. Linus Torvalds Red Hat SUSE Red Hat, Inc.
Debian Debian Project. Linspire Software in the Public Interest, Inc. Canonical Limited.
Red Flag Linspire, Inc. Ubuntu Red Flag Software Co., Ltd.
Macintosh Mac OS Apple Inc., Dell Inc.

¶ ¶ ¶

.....

¶ ¶ ¶ ¶

¶
Dell Inc., One Dell Way, Round Rock, Texas, 78682, USA.

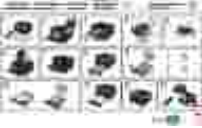


DFARS 252.227-7013



(c)(1)(ii)
¶

FAR:

2330d/dn and 2350d/dn

2010 SRV HX750 Rev. A03

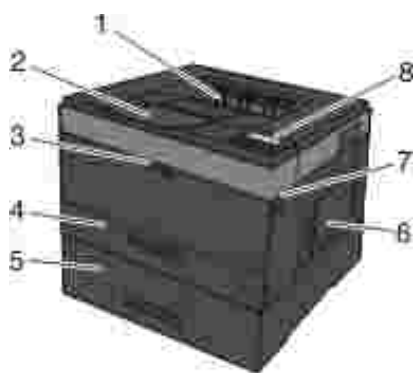
<p>μ μ</p>	<p><i>Setting Up Your Printer ()</i></p> 
<ul style="list-style-type: none">• μ μ• μ μ μ• μ μ	
<ul style="list-style-type: none">• μ μ• μ• μ μ μ• μ μ μ• μ μ μ• μ μ• μ μ	
<ul style="list-style-type: none">• μ — μ μ μ	<p>CD <i>Software and Documentation (μ μ)</i></p>

<p>Dell™</p> <ul style="list-style-type: none"> Readme— 	 <p>Dell,</p>
<ul style="list-style-type: none"> support.dell.com 	
<ul style="list-style-type: none"> 	<p>Dell Web—support.dell.com</p>

;	
<ul style="list-style-type: none">•••	Dell Web— www.dell.com/supplies

- _____
- _____
- _____

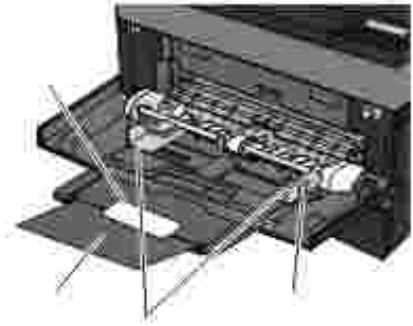
μ



	μ	
1		
2		μ
3	μ	μ
4	(1)	250
5	(2) 550	μ μ
6	μ μ	μ μ
7	μ	μ μ μ μ μ μ
8	μ	μ



9	<p>μ μ μ μ μ</p>
---	------------------



10	<p>μ μ μ μ μ</p>
11	<p>μ μ μ μ μ</p>
12	<p>μ μ μ μ μ</p>
13	<p>μ μ μ μ μ</p>



14		support.dell.com
15		www.dell.com/supplies



16	USB	USB ()
17	()	Ethernet ()
18		()
19		
20		
21		
22		

μ

μ :


•

- LCD

-



1			
2			
3	Back ()		
4	Menu ()		
5	Stop/Cancel (/)		
6			

	μ		
7	μ Select ()		μ . μ μ μ .
8			: • — • μ . • — μ . μ .



USB	USB 2.0
	IEEE-1284
10/100/1000 Ethernet	CAT-5E

μ

- μ
 - μ
 - μ
 - μ / (Network/Ports)
 - Settings (μ)
-

μ

Admin menu ()
Paper menu ()
Reports ()
/ (Network/Ports)
Settings (μ)

1. μ , μ μ μ μ  μ
2. μ ✓
3. μ μ Select (μ) ✓
4. μ μ μ  μ μ μ
5. μ μ μ μ Select () ✓

Main Menu ()	Mode Main Menu ()	Mode Main Menu ()
	Default Source ()	<x>* μ μ
	Configure MP ()	* Manual () : μ Cassette () μ μ
	μ μ	μ μ <x> (x 1-6) μ
	/	<x> μ μ μ
*	μ	μ

Main Menu (μ)	Mode Main Menu (μ)	Mode Main Menu (μ)
		<p style="text-align: center;">*</p> <p style="text-align: center;">μ</p> <p style="text-align: center;">μ</p> <p style="text-align: center;">bond</p> <p>Rough Envelope Texture ()</p> <p style="text-align: center;">μ</p> <p style="text-align: center;">μ</p> <p>Light Texture ()</p> <p>Heavy Texture ()</p> <p>Rough/Cotton Texture (/ μ)</p> <p>1-6) μ μ <x> (x</p>
*	μ	μ

Main Menu (μ)	Mode Main Menu (μ)	Mode Main Menu (μ)
	(Paper Weight)	<p style="text-align: center;">*</p> <p style="text-align: center;">μ</p> <p style="text-align: center;">μ</p> <p style="text-align: center;">bond</p> <p style="text-align: center;">μ</p> <p style="text-align: center;">μ</p> <p>Rough/Cotton Weight (/ μ)</p> <p>1-6) μ μ <x> (x</p>
*	μ	μ

Main Menu ()	Mode Main Menu ()	Mode Main Menu ()
		<p style="text-align: center;">bond</p> <p style="text-align: center;"><x> (x</p> <p style="text-align: center;">1-6)</p>
		Units of Measure ()
		Portrait Width ()
		Portrait Height ()
*		

1. (). Paper

2. ✓

3. Select () ✓

4. ✓

5. Select () ✓

μ

<p>μ :</p>	<p>:</p>
<p><x></p>	<p>μ</p> <ul style="list-style-type: none"> • A4* (. . .) • A5 • A6 • JIS B5 • Letter* (. . .) • Legal • Executive • Folio • Statement • Universal (μ) <p>μ</p>
<p><x></p>	<p>μ</p> <ul style="list-style-type: none"> • * • Labels () • • • μ • μ • • / μ • μ • μ μ • <x> (x 1-6)
<p>MP Feeder Size (μ)</p>	<p>μ μ</p>
<p>* μ μ</p>	

<p>μ :</p>	<p>:</p> <p>μ .</p> <ul style="list-style-type: none"> ● A4* (. . .) ● A5 ● A6 ● JIS B5 ● Letter* (. . .) ● Legal ● Executive ● Folio ● Statement ● Universal (μ) <p>:</p> <p>,</p> <p>μ .</p> <ul style="list-style-type: none"> ● 7 3/4 Envelope (#7 3/4) ● 9 Envelope (#9) ● 10 Envelope (#10) ● B5 Envelope (5) ● C5 Envelope (C5) ● DL Envelope (DL) ●
<p>MP Feeder Type (μ)</p>	<p>μ μ</p> <p>μ .</p> <ul style="list-style-type: none"> ● μ ● μ ● μ
<p>* μ μ</p>	

<p>μ :</p>	<p>:</p>
	<p>μ</p>
<p>Manual Paper Type (μ μ)</p>	<p>μ</p> <p>μ</p> <ul style="list-style-type: none"> • * • μ • μ • μ • Labels () • • μ • μ • μ • / μ • μ μ • <x> • x <p>(1-6)</p>
<p>Duplex Size ()</p>	<p>μ μ</p> <ul style="list-style-type: none"> • A4 * • Letter • Legal • Oficio • Folio • Universal (μ)
<p>Duplex Type ()</p>	<p>μ</p>
<p>* μ μ</p>	

<p>μ :</p>	<p>:</p> <ul style="list-style-type: none"> • * • μ • • • μ • μ • • / μ • μ μ • <X> • (x 1-6)
<p>Manual Envelope Size (μ)</p>	<p>μ</p> <p>μ μ .</p> <ul style="list-style-type: none"> • 7 3/4 Envelope (#7 3/4) • 9 Envelope (#9) • 10 Envelope* (US) (#10*) (. . .) • B5 Envelope (5) • C5 Envelope (C5) • DL Envelope* (non-US) (DL)* (. . .) •
<p>Manual Envelope Type (μ μ)</p>	<p>μ μ .</p> <ul style="list-style-type: none"> • Envelope* () • • μ μ • <X> • (x 1-6)
<p>* μ μ</p>	

μ :	:
* μ μ	



μ :	:
<p style="text-align: center;">μ</p> <p style="text-align: center;">μ</p> <p>Labels ()</p> <p>Envelope ()</p> <p style="text-align: center;">μ</p> <p style="text-align: center;">μ</p> <p style="text-align: center;">/ μ</p> <p>(x μ μ $<x>$ 1-6)</p>	<p style="text-align: center;">μ μ μ</p> <ul style="list-style-type: none"> • Normal ()* • •
* μ μ	

(Paper Weight)

<p>μ :</p>	<p>:</p>
<p>* μ μ Labels() Envelope () μ μ / μ μ <x> (x 1-6)</p>	<p>μ μ μ μ . • • • Normal ()*</p>
<p>* μ</p>	<p>μ</p>

µ :	:
	14 : 0.01 356 1
µ	µ • Short Edge ()* • Long Edge () µ µ
*	µ µ

	Mode Main Menu (µ)
	Menu Settings Page (µ)
	Device Statistics ()
	Network Setup Page (µ)
	Profiles List ()
	Print Fonts (µµ)
	Print Directory ()
	Asset Report ()

1. Reports (µ, µ µ µ µ  µ µ)
2. µ Select () ✓.
3. µ  µ µ

Select () ✓.

4. 

5. Select () ✓

Menu Settings Page ()	<ul style="list-style-type: none">•••
Device Statistics ()	<ul style="list-style-type: none">•••• USB Direct
Network Setup Page ()	<ul style="list-style-type: none">• Standard Network Card ()• Integrated Network Option Settings ()• TCP/IP• IPv6
Profiles List ()	
Print Fonts ()	<ul style="list-style-type: none">• PCL• PostScript

μ :	:
Print Directory ()	μ μ flash . μ μ : Print Directory Page () μ μ μ μ flash . μ μ μ
Asset Report ()	(. . μ

/ (Network/Ports)

Mode ()	Mode Main Menu (μ)
Network/Port (/)	NIC
	USB
	Parallel Menu ()

Active NIC Mode (NIC)

Main Menu (μ)	Mode Main Menu (μ)
NIC	Auto (μ)*
* μ μ	

Network Mode ()

Main Menu (μ)	Mode Main Menu (μ)
	PCL SmartSwitch
	PS SmartSwitch
	NPA

Main Menu ()	Mode Main Menu ()
	MAC Binary PS (PS MAC)

Network ()

Network () (<x>).

1. Network ().

2. ✓

3. Select () ✓

4. ✓

5. Select () ✓

Network Mode Main Menu ()

<p>μ :</p>	<p>:</p>
<p>PCL SmartSwitch</p>	<p>PCL</p> <ul style="list-style-type: none"> • On ()* •
<p>PS SmartSwitch</p>	<p>PostScript</p> <ul style="list-style-type: none"> • On ()* •
<p>NPA</p>	<ul style="list-style-type: none"> • Auto (μ)*
<p>μ μ μ</p>	<ul style="list-style-type: none"> • Auto (μ)* • Disabled (μ) • 3K < μ (μ) μ > (μ) 1K
<p>* μ μ</p>	

<p>µ :</p> <p>MAC Binary PS (PS MAC)</p>	<p>:</p> <p>µ</p> <p>PS Macintosh.</p> <ul style="list-style-type: none"> • • • Auto (µ)*
<p>Standard Network Setup (µ µ)</p>	<p>µ</p> <ul style="list-style-type: none"> • Reports () • • TCP/IP • IPv6
<p>* µ µ</p>	

USB Mode (USB)

Mode ()	Mode Main Menu (µ)
USB (USB)	PCL SmartSwitch
	PS SmartSwitch
	NPA
	USB Buffer (µ µ µ USB)
	MAC Binary PS (PS MAC)
	USB With ENA (USB µ) µ : (µ) Dell 3300

µ µ USB (USB) µ USB.

µ µ

1. µ , µ µ µ  µ µ USB.

2. µ ✓

3. [key] [key] Select ([key]) ✓.

4. [key] [key] [key] [key] [key] [key]

5. [key] [key] [key] Select ([key]) ✓

USB Mode Main Menu ([key] USB)

[key] :	:
PCL SmartSwitch	<p>[key] [key]</p> <p>[key] [key]</p> <p>PCL [key] [key]</p> <p>[key] [key]</p> <ul style="list-style-type: none"> • On ([key])* • [key]
PS SmartSwitch	<p>[key] [key]</p> <p>[key] [key]</p> <p>PostScript [key] [key]</p> <p>[key] [key]</p> <ul style="list-style-type: none"> • On ([key])* • [key]
NPA	.
* [key] [key]	

<p>μ :</p>	<p>:</p>
	<ul style="list-style-type: none"> • Auto (μ)*
<p>USB Buffer (μ μ μ USB)</p>	<p>μ μ USB.</p> <ul style="list-style-type: none"> • Auto (μ)* • Disabled (μ) • 3K < μ (μ > 1K).
<p>MAC Binary PS (PS MAC)</p>	<p>μ</p> <p>PS Macintosh.</p> <ul style="list-style-type: none"> • Auto (μ)*
<p>USB With ENA (USB μ)</p>	<ul style="list-style-type: none"> • ENA Address () — • ENA Netmask () — μ • ENA Gateway () — <p>USB</p> <p>μ : 4-field IP address (IP 4) (0.0.0.0*)</p>
<p>* μ μ</p>	

μ :	:
	: μ μ μ : μ Dell 3300 ()).
* μ μ	



Parallel Mode ()

Mode ()	Mode Main Menu (μ)
	PCL SmartSwitch
	PS SmartSwitch
	NPA
	Parallel Buffer (μ μ μ)
	Advanced Status ()
	Protocol ()
	Honor Init (μ)
	Parallel Mode 2 (2)
	MAC Binary PS (PS MAC)
	Parallel With ENA (μ)

μ μ Parallel () μ μ

1. Parallel (μ , μ) μ μ  μ μ

















2. 

3.  Select () ✓

4. 

5.  Select () ✓

Parallel Mode Main Menu ()

	
PCL SmartSwitch	  PCL    • On ()*
PS SmartSwitch	  PS    • On ()*
NPA	
*  	

<p>μ :</p>	<p>:</p>
	<p>.</p> <ul style="list-style-type: none"> • Auto (μ)*
<p>Parallel Buffer (μ μ μ)</p>	<p>μ μ USB.</p> <ul style="list-style-type: none"> • Auto (μ)* • Disabled (μ) • 3K < μ μ > 1K ().
<p>Advanced Status ()</p>	<p>μ μ</p> <ul style="list-style-type: none"> • On ()* •
<p>Protocol ()</p>	<p>.</p> <p>μ μ</p> <p>μ μ ,</p> <p>Fastbytes (μ)</p> <p>(μ Fastbytes)</p> <p>μ μ ,</p> <p>Standard ().</p> <ul style="list-style-type: none"> • Standard ()
<p>* μ μ</p>	

<p>μ :</p>	<p>:</p>
	<ul style="list-style-type: none"> • Fastbytes (μ μ)*
<p>Honor Init (μ)</p>	<p>μ μ</p> <p>μ</p> <p>μ μ</p> <p>μ INIT</p> <p>INIT μ</p> <p>μ</p> <ul style="list-style-type: none"> • Off ()*
<p>Parallel Mode 2 (2)</p>	<p>μ</p> <p>μ</p> <p>(μ)</p> <p>(μ μ)</p> <p>μ . μ μ</p> <ul style="list-style-type: none"> • On ()* <p>μ μ :</p> <p>μ</p>
<p>MAC Binary PS (PS MAC)</p>	<p>μ</p> <p>PS Macintosh.</p>
<p>* μ μ</p>	

μ :	:
	<ul style="list-style-type: none"> • • • Auto (μ)*
Parallel With ENA (μ) <ul style="list-style-type: none"> • ENA Address (μ) • ENA Netmask (μ) • ENA Gateway (μ) 	μ μ 4 field IP address (IP 4) (0.0.0.0*) : μ μ μ
* μ μ	


Settings (μ)

Mode (μ)	Mode Main Menu (μ)
Settings (μ)	μ
	μ
	μ
	μ
	μ
	PostScript
	μ PCL



General Settings Mode (μ)

Main Menu (μ)	Mode Main Menu (μ)
μ	

Main Menu (μ)	Mode Main Menu (μ)

1. General Settings (μ), μ μ  μ μ μ

2. μ 

3. μ μ Select (μ)   ,

4. μ μ μ  μ μ μ

5. μ μ μ , μ Select (μ) 

General Settings Mode Main Menu (μ)

<p>μ :</p>	<p>:</p>
	<p>μ</p> <ul style="list-style-type: none"> • English ()* • Arabic () • Brazilian Portuguese () • Czech () • Danish () • Dutch () • Finnish () • French () • German (μ) • Greek () • Hebrew () • Iberian Portuguese () • Italian () • Japanese (Kanji) () • Norwegian () • Polish () • Russian • Simplified Chinese • Spanish () • Swedish () • Turkish ()
	<ul style="list-style-type: none"> • Yes ()* •
	<p>μ</p> <p>μ μ</p>
<p>* μ μ</p>	

μ :	:
	<ul style="list-style-type: none"> • Off ()* •
	<p>μ</p> <p>μ</p> <p>μ</p> <p>Power Saver Mode (μ)</p> <ul style="list-style-type: none"> • Disabled (μ) • 1–240 minutes (1–240) • 60 minutes (60)* <ul style="list-style-type: none"> • 15*–300 seconds (15*–300) <ul style="list-style-type: none"> • Disabled (μ) • 1–255 seconds (1–255) • 90 seconds (90)* <p>μ</p> <ul style="list-style-type: none"> • Disabled (μ)
* μ μ	

<p>μ :</p>	<p>:</p> <ul style="list-style-type: none"> • 15–65535 seconds (15–65535) • 40 seconds (40)* <p>Network Job Timeout ()</p> <ul style="list-style-type: none"> • Disabled (μ) • 10–255 seconds (10–255) • 90 seconds (90)*
	<p>μ</p> <p>μ</p> <p>μ μ μ</p> <p>μ</p> <p>μ</p> <ul style="list-style-type: none"> • Disabled (μ) • 5–255 seconds (5–255) <p>μ</p> <ul style="list-style-type: none"> • • • Auto (μ)*
<p>* μ μ</p>	

μ :	:
	<ul style="list-style-type: none"> • Off ()*
	μ μ μ . <ul style="list-style-type: none"> • Do Not Restore (μ)* • Restore Now (μ)
* μ μ	

Setup Mode (μ)

Main Menu (μ)	Mode Main Menu (μ)
μ	
	μ

1. (μ) μ , μ μ μ μ  μ μ Setup

2. μ ✓

3. μ μ Select (μ) ✓.

4. μ μ μ μ  μ μ μ

5. μ μ μ μ Select (μ) ✓

Setup ()

Setup Mode Main Menu ()

:	:
	<ul style="list-style-type: none">• PS• PCL Emulation (PCL)*
	<ul style="list-style-type: none">• Normal ()*•
μ	<ul style="list-style-type: none">• RAM*• flash Target (: Download) μ μ flash.
	<ul style="list-style-type: none">• Off* (μ)—
*	μ

	: • On ()— Memory Full (38))
*)	

Finishing Mode ()

Main Menu ()	Mode Main Menu ()
	()
	N-up (Pages/Side) (/))

1. Finishing ()
2.)

3. Select () ✓

4. 

5. Select () ✓

Finishing Mode Main Menu ()


()	<ul style="list-style-type: none"> • 1 * • 2
	<ul style="list-style-type: none"> • Long Edge ()* • Short Edge ()
	<ul style="list-style-type: none"> • 1*-999
	<ul style="list-style-type: none"> • Do Not Print ()* •
*	

<p>μ :</p>	<p>:</p> <ul style="list-style-type: none"> • On (μ)— <p>Copies (μ).</p> <p>μ ,</p> <p>2 μ</p> <p>1, 2, 3, 1,</p> <p>1, 2, 2, 3, 3.</p> <ul style="list-style-type: none"> • Off (μ)*— <p>μ μ μ</p> <p>Copies (μ).</p> <p>μ , 2</p> <p>μ</p> <p>2, 1, 2, 1, 3, 3.</p>
	<p>μ</p> <ul style="list-style-type: none"> • None ()* • • •
	<ul style="list-style-type: none"> • <x>* • μ <p>μ</p> <p>Paper (μ),</p> <p>Configure MP (μ</p> <p>μ)</p>
<p>*</p>	<p>μ μ</p>

<p>µ :</p>	<p>:</p>
	<p>Cassette (), µ MP Feeder (µ) µ µ .</p>
<p>N-up (Pages/Side) (/))</p>	<p>µ</p> <ul style="list-style-type: none"> • Off ()* • 2 • 3 • 4 • 6 • 9 • 12 • 16
	<p>µ</p> <ul style="list-style-type: none"> • Horizontal ()* • • • <p>µ</p>
<p>µ</p>	<p>µ</p> <ul style="list-style-type: none"> • Auto (µ)* • •
	<p>µ</p> <ul style="list-style-type: none"> • None ()* • µ
<p>* µ µ</p>	

Quality Mode ()


Mode Menu ()	Mode Main Menu ()

1. Quality (). 

2. 

3. ,  Select () .

4. 

5.  Select () 

Quality Mode Main Menu ()

μ :	:
	<ul style="list-style-type: none"> • 600 dpi* • 1200 dpi • 1200 Image Q • 2400 Image Q
* μ μ	



<p>μ :</p>	<p>:</p> <p>,</p> <p>μ</p> <p>μ</p> <ul style="list-style-type: none"> • Off () • <p>:</p> <p>μ</p> <p>μ μ</p> <p>μ PCL, PostScript</p> <p>μ μ Web</p>
	<p>μ</p> <p>μ</p> <p>μ</p> <ul style="list-style-type: none"> • Auto (μ)* • <p>μ μ</p> <p>μ μ</p> <p>μ μ</p> <p>μ μ</p> <p>Off</p> <p>()</p>
	<p>μ μ</p> <p>μ</p> <ul style="list-style-type: none"> • -6 +6 • 0*
<p>* μ μ</p>	

μ :	:
	μ μ • 0-5 • 0*
* μ	μ

Utilities Mode (μ)

Mode Menu ()	Mode Main Menu (μ)
μ	

μ Utilities (μ) μ

1. Utilities (μ , μ μ) μ μ  μ μ
2. μ ✓
3. μ μ Select (μ) ✓
4. μ μ μ  μ μ
5. μ μ μ Select () ✓

Utilities Mode Main Menu (μ)

μ : μ PS	: μ PostScript μ • • Off ()*
μ	μ • Resident (μ) • flash μ Priority (: Font μ μ) μ μ μ μ μ μ flash μ μ / .
* μ μ	

PCL Emul Mode (μ PCL)

Mode Menu ()	Mode Main Menu (μ)
PCL μ	μ μ
	μ μ μ
	μ
	μ μ PCL
	μ

1. Emul (μ PCL). μ μ μ μ PCL

2. μ ✓

3. Select () ✓

4. 

5. Select () ✓

PCL Mode Main Menu (PCL)

<p>⌘ :</p>	<p>:</p>
<p>⌘</p>	<p>⌘ ⌘ Font Name (⌘ ⌘). • Resident (⌘) •</p>
<p>⌘ ⌘</p>	<p>⌘ ⌘ • : R0* – R90</p>
<p>⌘</p>	<p>⌘ ⌘ • : 10U PC-8</p>
<p>⌘ ⌘ PCL</p>	
<p>• : ⌘ ⌘ PostScript</p>	<p>⌘ ⌘ ⌘ • 1,00 – 1008,00 ⌘ 0,25 • 12.00*</p>
<p>* ⌘</p>	<p></p>

<ul style="list-style-type: none"> • μ : 	<ul style="list-style-type: none"> • μ :
<ul style="list-style-type: none"> • μ 	<ul style="list-style-type: none"> • μ μ • μ μ • μ μ • μ : 0,08 – 100,00 μ • 0,01 • 10.00*
<ul style="list-style-type: none"> • μ 	<ul style="list-style-type: none"> • μ μ • Portrait (μ)* • μ)*
<ul style="list-style-type: none"> • μ 	<ul style="list-style-type: none"> • μ μ • 1-255 • 60*
<ul style="list-style-type: none"> • 4 	<ul style="list-style-type: none"> • μ μ 4. • 198 mm* • 203 mm
<ul style="list-style-type: none"> • μ μ μ 	<ul style="list-style-type: none"> • μ μ (CR) μ • (LF). • Off (μ)*
<ul style="list-style-type: none"> • μ μ μ 	<ul style="list-style-type: none"> • μ
<ul style="list-style-type: none"> • μ μ 	

<p>μ :</p>	<p>:</p> <p>μ (LF)</p> <p>(CR).</p> <ul style="list-style-type: none"> • • Off ()*
<p>μ</p> <ul style="list-style-type: none"> • • Assign Tray (μ μ) <x> μ • μ μ μ • μ μ 	<p>μ</p> <p>μ μ μ μ</p> <p>μ μ μ μ</p> <p>μ μ μ μ</p> <ul style="list-style-type: none"> • 200 = Off ()* • 0-199
<ul style="list-style-type: none"> • 	<p>μ μ</p> <p>μ μ</p>
<ul style="list-style-type: none"> • 	<p>μ μ</p> <p>μ μ</p>
<p>* μ μ</p>	

● _____ 550 _____

● _____ μ μ _____

550

μ : μ μ
μ 550



1.

2.

3.



4.

μ μ μ μ



5.

6. *Windows Vista*[®]

- a. → Control Panel ().
- b. Hardware and Sound ().
- c. Printers ().

In Windows[®] XP and 2000,

- a. Start→Control Panel () .
- b. Printers and Other Hardware ().
- c. Printers and Faxes ().

7. Dell Laser.

8. Properties ().

- 9. Install Options ().
 - 10. Ask Printer ().
 - 11. OK.
 - 12. OK Printers ().
-

μ μ

μ μ 160 MB μ μ 288 MB μ μ 128 MB

μ μ 256 MB.




1.

2.



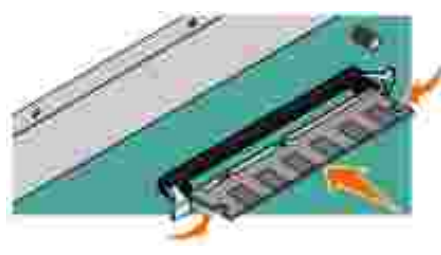
3.





4.

5.



6.

7.

8.

9.

10. *Windows Vista*[®] :

a. → Control Panel ().

b. Hardware and Sound ().

c. Printers ().

Windows® XP 2000.

a. Start → Control Panel ().

b. Printers and Other Hardware ().

c. Printers and Faxes ().

11. Dell Laser.

12. Properties ().

13. Install Options ().




: .

14. Ask Printer ().

15. OK.

16. OK Printers ().

- _____
- _____ 250 _____
- _____ 550 _____
- _____
- _____
- _____



Dell™ Laser 2330d/2350d —

- Paper Size () Paper Type ()
1. Ready ().
2. Menu () Paper Menu
3. ✓
4. Size/Type (/)

Select () ✓.

Select Source ().

5. Select () ✓.

Size ()

6. ✓

7. Select () ✓.

Submitting Changes (), Size ().


8. Select () ✓. Type ()

9. Select () ✓.

Submitting Changes (), Type ().

Dell Laser 2330dn/2350dn —

Configuration Web Tool (Web Dell). Dell Printer

 Configuration Web Tool (Web Dell) Dell Printer

1. Web IP

 IP IP.

2. Printer Status (), Printer Settings ()

3. Printer Settings (), Paper Menu ().

4. Paper Size ().
 5. ¶
 - 6.
 7. Printer Settings (¶)
 8. Printer Settings (), Paper Menu ().
 9. Paper Type ().
 - 10.
 - 11.
-

250

250

1.



2.

¶

¶

legal folio,

¶

a.



b.



3.

A6,



:





7.



8.



550

550

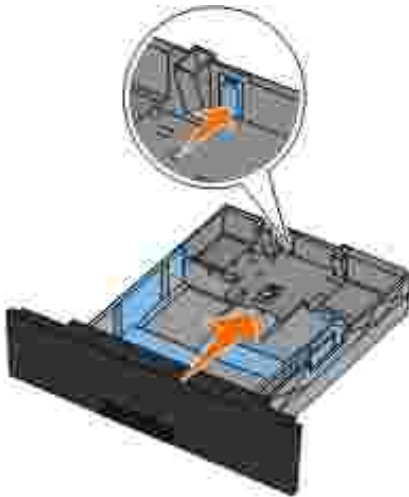
1.



2. legal folio,

a.

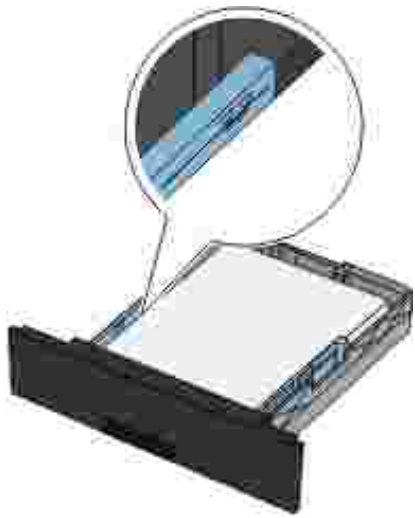
b.



3.



4.




5.



6.



7.



μ

μ

μ μ

<p>*</p>	<p>:</p> <ul style="list-style-type: none"> • μ μ • μ μ • μ μ <p>Paper Source ()</p>
<p>μ</p>	<p>:</p> <ul style="list-style-type: none"> • μ μ • μ μ <p>Paper Source ()</p> <p>μ ,</p> <p>μ μ</p> <p>μ μ</p> <p>μ μ</p>
<p>* μ μ</p>	

μ

1.



2.



3.



4.



μ

μ

:

1.

μ

μ

μ

μ

μ

μ

μ

μ

μ



:

μ

μ

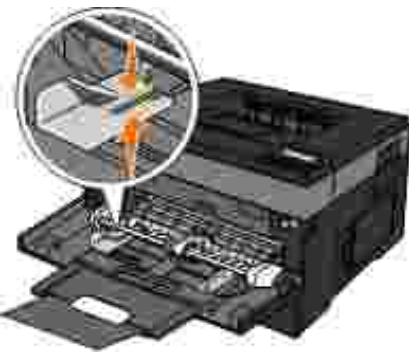
μ

μ

μ

μ

μ



2.

μ

μ



3.

μ

μ

○



○



4.



•





•

μ

μ



•

μ

μ

μ



•

μ

μ

μ

μ

μ

μ

μ

μ

μ

μ

μ

μ

Paper Type (

μ

μ

μ

)

Paper Size (

μ

Paper Size (







)


μ




Paper Type (


)

μ

2.  CD *Software and Documentation* ( ),
Personal Installation — Install the printer for use on this computer only () 
Next () .

3.   .

4. Typical Installation (recommended) [ ()]
Install () .

5. Finish (),  USB

   .




1. ) . CD *Software and Documentation* ()



Cancel () . CD *Software and Documentation* ( ) ,



2. *Windows Vista*[®] [  Start ()]:

a.  → Control Panel () .

b. Hardware and Sound () .

c. Printers () .

Windows[®] *XP* [  Start ()]:

a. Start () → Control Panel () .

b. Printers and Other Hardware () .

c. Printers and Faxes ().

Windows® XP [Start ()]: Start () → Settings
() → Printers and Faxes ().

Windows Vista® [Start ()] Windows:
Start () → Settings () → Printers ()

3. Add Printer ().

Add Printer Wizard () . , Next
() .

4. Next () .

5. Add a local printer () Local printer attached to this
computer () , , Next
() .

6. Next () .

7. Have Disk () .

8. CD .

 : CD *Software*
and Documentation (PCL-XL) ,
, PCL-XL
 .

Windows 7	D:\Drivers\Print\Win_2kXP\,	D:\			CD-ROM
Windows Server 2008					
Windows Server 2008 R2					
Windows Vista					
Windows XP					
Windows Server 2003					
Windows 2000					



: , CD , , OK.

9. Open () OK.

10. Manufacturer () (PCL, HBP PS) Printers ()
 Next () .

11. Add Printer Wizard () , ,
 Finish ()



1. CD *Software and Documentation* ()
) .

CD *Software and Documentation* ())
)

2. Additional Software Installation - Install the printer support software ()
 Next () .

3. Install () .

Mac OS® X:

Print Center

()

Printer Setup Utility

(¶¶)

USB, Macintosh® OS X 10.3 Print Center () USB. Printer Setup Utility (¶)

1.

a. CD // // .

b. ¶

c. "Welcome" "Read me".

d. Continue () , , Agree (¶) .

e. ¶ , , Continue () .

f. Install () Easy Install () .

g. , , OK.

¶

h. ¶ ¶ , .

2. Printer Setup Utility (¶ /Applications/Utilities. ¶) ,

3. USB // Printer List () :

USB // USB Printer List ():
Printer List ()

Linux®

Debian™ GNU/Linux, Ubuntu, Red Flag Linux Linspire. Linux, Red Hat, SUSE,

() CD *Software and Documentation*

Linux:

1. CD // //) Cancel (). CD *Software and Documentation*

2. D:\unix\docs\
CD-ROM. >\index.html, D:\

μ

μ

• [Windows®](#)

• _____

• [Mac OS® X:](#) _____ [Print Center](#) (_____) _____ [Printer Setup Utility](#)
(_____)

• [Linux®](#)

• _____

Windows®

Windows, _____

μ μμ

CD *Software and Documentation* (_____) _____

μ

- Microsoft® _____ TCP/IP—Windows 7, Windows Server 2008, Windows Server 2008 R2, Windows Vista™, Windows XP, Windows Server 2003 _____ Windows 2000

- _____ —Windows 7, Windows Server 2008, Windows Server 2008 R2, Windows Vista, Windows XP, Windows Server 2003 _____ Windows 2000

TCP/IP. _____
_____ *Line Printer Remote (LPR)* _____

μ

Windows,

μ

μ

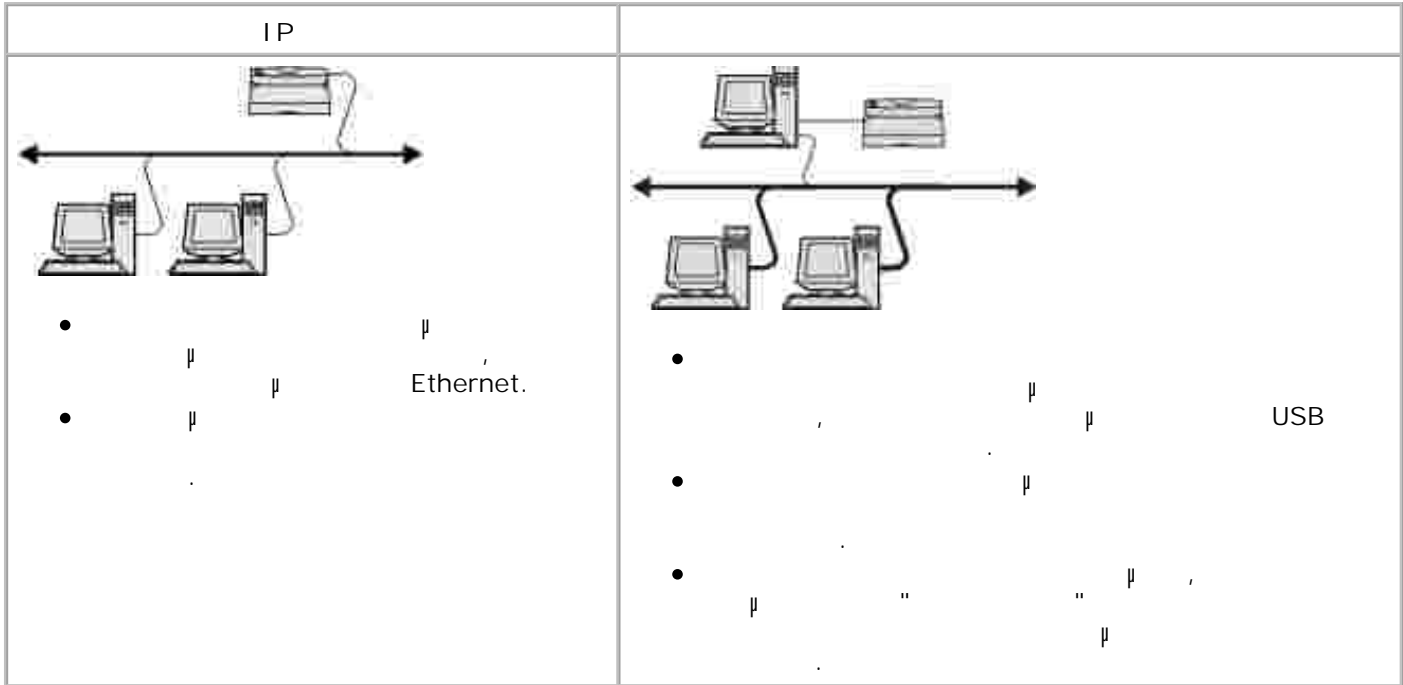
μ

μ

μ

μ

μ



μ

(

μ

)

μ

μ

μ



MAC

μ

μ

IP

μ


μ

μ

1. CD *Software and Documentation* (μ μ).

CD *Software and Documentation* (μ μ) μ

2. μ CD *Software and Documentation* (μ μ),
Network Installation - Install the printer for use on a network (μ μ)
Next (μ μ).

3. I am setting up a print server to share printers with others on the network () ,
 Next () .
4. , Manual Add () Refresh List ()
5. Next () .
6. :
 :
 Printer Control Language (PCL), PostScript (PS) Host Based Printing (HBP) () .
- a. .
- b. () . Printer Name
- c. with other computers () , Share this printer ()
- d. () . Set this printer to default
- e. Do not install this printer () .
7. Next () .
8. , Install () .
 ,
 Congratulations! () !

9.

// :

// :

a.

μ

b.

Print Test Page (μ).

c.

μ

d.

μ μ ()

1.

CD // //

CD *Software and Documentation* (μ μ) μ

2.

μ CD *Software and Documentation* (μ μ),
Network Installation - Install the printer for use on a network (μ)
Next (μ) .

3.

I want to use a network printer on this computer (μ)
Next (μ) .

4.

Manual Add (μ) Refresh List (μ)

5.

Next (μ) .

6.

μ

:

d.

(USB) Microsoft "Point and Print" () "Peer-to-Peer"
 Dell, Microsoft, Status Monitor (),
 CD *Software and Documentation* ().
 : Windows 7, Windows Vista Windows XP Professional,

1. *Windows Vista*[®] [Start ()]:

- a. → Control Panel ().
- b. Hardware and Sound ().
- c. Printers ().

Windows[®] *XP* [Start ()]:

- a. Start () → Control Panel ().
- b. Printers and Other Hardware ().
- c. Printers and Faxes ().

Windows Vista[®] [Start ()] Windows:
 Start () → Settings () → Printers ()

Windows[®] *XP* [Start ()]: Start () → Settings
 () → Printers and Faxes ().

2.

3. Sharing ().

4. Windows Vista®
() , Change Sharing Options
Continue ()

5. Share this printer () Shared as ()

6. Additional Drivers ()

7. OK.

a. CD
CD Software and Documentation ()
OK. CD-ROM

b. Windows Vista
OK.
Windows:
OK. CD CD-ROM

8. Close ().

• Printers ()
Windows 2000,

• My Network Places () Network Neighborhood ()

Point and Print () Peer-to-Peer ()

Point and print ()

- M
1. Places () Windows Network Neighborhood () My Network
 - 2.
 3. () Connect () . Install Printers
 4. My Network Places () Network Neighborhood () .
 5. a. *Windows Vista*[®] [Start ()]:
 1. → Control Panel () .

2. Hardware and Sound ().

3. Printers ().

Windows® XP [Start ()]:

1. Start () → Control Panel ().

2. Printers and Other Hardware ().

3. Printers and Faxes ().

Windows XP [Start ()]: Start () → Settings
() → Printers and Faxes ().

Windows Vista Windows: Start
() → Settings () → Printers ()

b. .

c. Properties ().

d. Print Test Page ().

, .

Peer-to-Peer ()

"Peer-to-Peer" (),
 - .

1. *Windows Vista®* [Start ()]:

a. → Control Panel ().

b. Hardware and Sound ().

1. Start () → Control Panel ().
2. Hardware and Sound ().
3. Printers ().

Windows® XP [Start ()]:

1. Start () → Control Panel ().
2. Printers and Other Hardware ().
3. Printers and Faxes ().

Windows® XP [Start ()]: Start () → Settings () → Printers and Faxes ().

Windows Vista® [Start ()]: Start () → Settings () → Printers () Windows:

- b. Properties ().
- c. Print Test Page ().

Mac OS® X:

()
()

Print Center Printer Setup Utility

Macintosh® OS X 10.3
() Print Center () Printer Setup Utility

1.

a. CD // // .

b. //

c. "Welcome" "Read me".

d. Continue ()
Agree (//)

e. () // , , Continue

f. Install () Easy Install () .

g. , , OK.

h. //

h. // // , .

2. Printer Setup Utility (//) ,
// /Applications/Utilities.

3. // Printers () , Add Printer () .

4. // // IP:

a. IP Printer (IP) // .

b. IP .

c. // // Printer Model () .

d. Add ().

// AppleTalk:

a. More Printers... () ,
AppleTalk () .

b. AppleTalk Zone (AppleTalk) .



: AppleTalk .

c. Add ().

5. .

a. TextEdit /Applications (/) .

b. File (), Print () .

c. Summary () () Copies & Pages () .

d. (//): PPD // Error Reporting

//
Error Reporting (Generic PostScript Printer (PostScript) //
() Print Center () Printer List
Printer Setup Utility ()

Linux®

(//) .

CD Software and Documentation

// Linux:

μ

- [Status Monitor Center \(\)](#)
- [Set IP Address Utility \(IP\)](#)
- [Dell Printer Software Uninstall Utility \(Dell\)](#)
- [Driver Profiler \(\)](#)
- [Dell Printer Configuration Web Tool \(Web Dell\)](#)
- [Dell Printer Alert Utility \(Dell\)](#)
- [Dell Toner Management System \(Dell\)](#)

CD *Software and Documentation* ()
: CD *Software and Documentation* ()
: Linux Macintosh.

Status Monitor Center ()

- [Status Monitor Center \(\)](#)
Windows® Firewall ()
- [Status Monitor Center \(\)](#)
Run ()
Status Monitor ()
- [Update \(\)](#)

- Help ()

Set IP Address Utility (IP)



:
IP),

Set IP Address Utility (Windows® Firewall (

Windows®).

Set IP Address Utility (IP

IP.

IP)

IP:

1.



IP.

2.

TCP/IP settings.

3.

().



IP Address(

IP) , Netmask (



Gateway

4.

Apply ().

Web



IP

Dell).



Dell Printer Configuration Web Tool (

1.



Embedded Web Server (EWS) (IP

web)



2.

Configuration () .

3.



Printer Server Settings (),

TCP/IP.

4.

Set static IP address (IP).

5. IP Address(IP) , Netmask () Gateway
().



:

,

6. Submit ().

7. IP EWS.

Dell Printer Software Uninstall Utility (



Dell)

Uninstall Software Utility ()

1. *Windows Vista*[®]

:

a. → Programs ().

b. Dell Printers (Dell)

c. Dell Laser.

In Windows[®] XP and 2000,

Start () → Programs () All Programs ()
() → Dell Printers (Dell) → Dell Laser.

2. Dell Printer Software Uninstall ()
(Dell) .

3. Next () .

4. .

Dell) Dell Printer Configuration Web Tool (Web Printer Information
(IP)

Dell Printer Configuration Web Tool (Web Dell)
Web.

Dell Printer Configuration Web Tool (Web Dell),
IP Web.

IP.
Menu ()

Dell Printer Configuration Web Tool (Web Dell)
:

- Printer Status () —

- Printer Settings () —

- Copy Printer Settings (IP) —



- Printing Statistics () —

- Printer Information () —

- E-mail Alert Setup (e-mail e-mail) —

- Set Password () — Embedded Web Server (Web).



- Online Help () — Help ()

Dell Printer Alert Utility (Dell)



: Windows 2000.

Dell Printer Alert Utility (Dell)



: Dell Printer Alert Utility (Windows Firewall
(Windows)

Dell) Dell Printer Alert Utility ()



Dell): Dell Printer Alert Utility ()

1.

2. Exit () .

Dell): Dell Printer Alert Utility ()

1. *Windows Vista*[®] [Start ()]:

a. → Programs () .

b. Dell Printers (Dell)

c. Dell Laser.

Windows® XP.

Start () → Programs () → All Programs () → Dell Printers (Dell) → Dell Laser.

2. Printer Alert Utility () .

1. *Windows Vista®* :

a. → Programs () .

b. Dell Printers (Dell)

c. Dell Laser.

In Windows® XP and 2000,

Start () → Programs () → All Programs () → Dell Printers (Dell) → Dell Laser.

2. Dell Printer Software Uninstall () .

3. .

4.

5. CD Software and Documentation ()


- a. Windows Vista® , → Computer ().
 Windows® XP, Start () → My Computer () .
 Windows 2000, My Computer ()

- b. setup.exe. CD-ROM , ,
- c. Installation (), Network Installation (Personal)
 Additional Software Installation () .

d.)

Dell Toner Management System (Dell)

Printing Status Window ()

 : Printing Status (),
 Windows® Firewall (Windows®)

(Printing Status () [Printer Ready
) , Printer Offline () Error-Check Printer (-
)]

Printing Status () ,

•

- Order Supplies ()

μ

μ

Dell

Status (

Order Supplies (),

Programs ()

Printing

μ

μ

Web.

- Dell:

1. *Windows Vista*[®] [Start ()]:

a. → Programs ().

b. Dell Printers (Dell)

c. Dell Laser.

In Windows[®] XP and 2000,

Start () → Programs () All Programs ()
 → Dell Printers (Dell) → Dell Laser.

2. Dell Printer Supplies Reorder Application (Dell)

Order Supplies () .

3. Multiple Printers Found () ,

4. .

-

Order Online ()

- Order by Phone () .

Printing ()

- _____
- _____
- _____ (_____)
- _____ [_____ N-Up (-
-1)]
- _____
- _____
- _____

1. _____
2. _____
3. _____ File () → Print ().
Print ().
4. _____ Preferences (_____), Properties (_____), Options (_____) Setup (_____)
Printing Preferences (_____).
5. _____
6. _____ OK.
Printing Preferences (_____).
7. _____ OK

μ

50

μ μ μ ..

1. File (μ) → Print (μ).

2. Properties (μ) Options (μ) Printer (μ) Setup (μ).

Printing Preferences (μ).

3. Paper (μ)

4. Multipurpose Feeder (μ) Paper Tray (μ).

 : Multipurpose Feeder (μ) μ Cassette (μ).

5. μ .

6. μ .

7. OK.

8. OK (Print) .

)

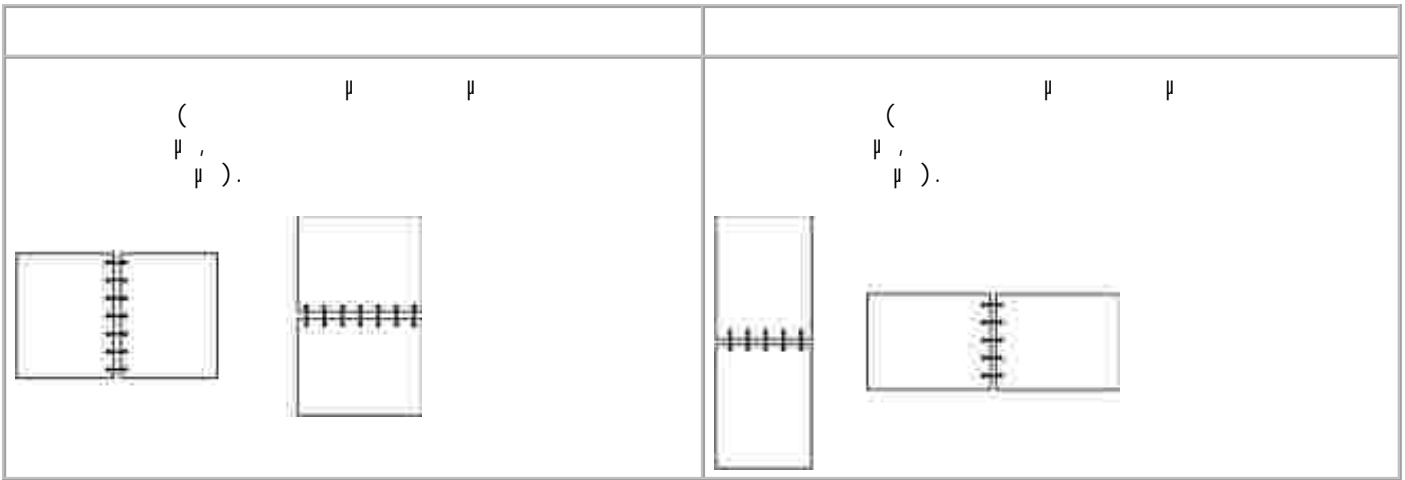
(

μ

μ

μ μ

:



1. →
2. [, μ , μ]
3. μ
4. μ (μ , μ) , μ
5. OK.
6. OK.

μ

[N-Up (- -1)]

μ Multipage Printing (N-up) [(- -1)] μ 2-up (2- -1) μ

(μ) μ Multipage Order (μ) , Multipage View
 μ Multipage Border (μ) μ

1. File () → Print ().

2. Properties () (Options (), Printer () Setup ()).

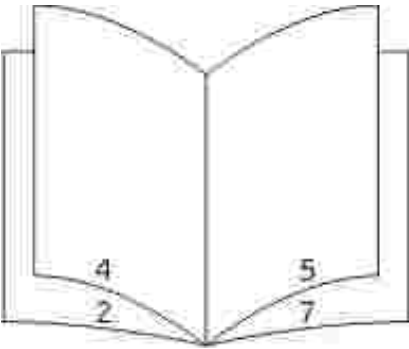
Printing Preferences () .

3. Multipage printing (N-up) [() (- -1)],

4. OK.

5. OK Print ()

Booklet ()



Sheets per Bundle ()

Print Using Booklet () ,

1. File () → Print ().
 2. Properties () (Options (), Printer () Setup ()), Printing Preferences ().
 3. More Page Layout Options ().
 4. Booklet ().
 5. OK.
 6. OK Print ().
-

1. File () → Print ().
2. File () → Print ().
3. Properties () Options (), Printer () Setup () Printing Preferences ().
4. Paper ().
5. Envelope () Paper Type ().
6. OK

7. OK.

8. OK (Print)

1. μ : , μ μ

o 1 2— μ μ μ μ



o μ — μ μ



2. File ()→

3. μ). (, μ), μ μ

μ

4.

5.

6.

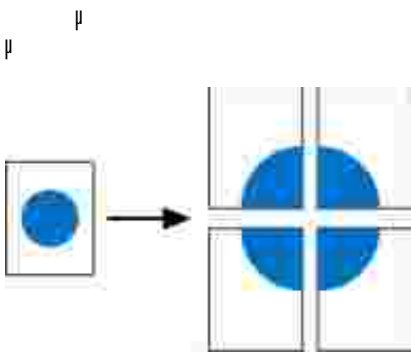
7.

OK.

8.

OK

Print ()



1.



2.

μ).

(

3.

4.

5.

6. [Symbol] , [Symbol] .

7. .

8. OK.

9. OK .

1. .

2. , File () → Print () .

3. ([Symbol]) , Properties ([Symbol]) Options ([Symbol]) , Printer ([Symbol]) Setup [Symbol] .

Printing Preferences ([Symbol]) .

4. Paper ()

5. Transparency () [Symbol] Paper Type () .

6. OK.

7. OK Print () .



: [Symbol] [Symbol] , . M
o .

μ

μ Cancel () X μ

1. *Windows Vista*[®] [μ μ Start ()]:

a. → Control Panel ().

b. Hardware and Sound ().

c. Printers ().

Windows[®] *XP* [μ μ Start ()]:

a. Start () → Control Panel ().

b. Printers and Other Hardware ().

c. Printers and Faxes ().

Windows[®] *XP* [μ Start ()]: Start () → Settings
(μ → Printers and Faxes ().

Windows Vista[®] [μ Start ()] Windows:
Start () → Settings (μ → Printers ()

2. μ

μ μ μ .

3. Cancel () . μ , ,

- _____
- _____
- _____
- _____



: _____

Dell™ _____

_____ www.dell.com/supplies.

Dell.



: _____

Dell

. Dell

Dell.

1. Dell Configuration Web Tool (IP _____ Web _____ Dell). Web

2. www.dell.com/supplies.

1. *Windows Vista*® [_____ Start (_____)]:

a. _____ → Programs (_____).

b. Dell Printers (Dell)

c. Dell Laser.

Windows® XP 2000:

Start () → Programs () → All Programs () → Dell Printers (Dell) → Dell Laser.

2. Dell Printer Supplies Reorder Application (Dell) .

Order Supplies () .

3. Order Online ().

μ

μ

μ

μ

μ

μ

• 21°C (70°F) , 40% .

• , .

• , μ μ μ μ μ , μ μ

• μ .

1.

2.



3.



4.

5.



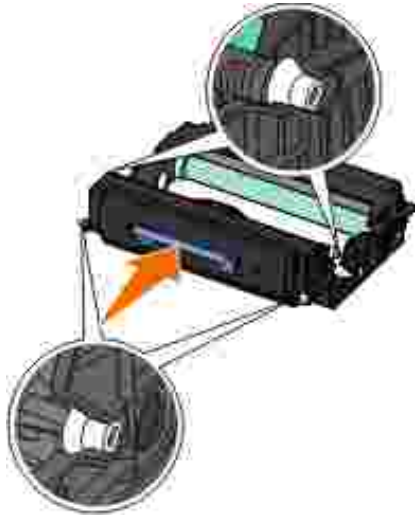
6.



⏪ ⏩ ⏴ ⏵ ⏶ ⏷ ⏸ ⏹ ⏺ ⏻ ⏼ ⏽ ⏾ ⏿

7.

⏪ ⏩ ⏴ ⏵ ⏶ ⏷ ⏸ ⏹ ⏺ ⏻ ⏼ ⏽ ⏾ ⏿



8.

⏪ ⏩ ⏴ ⏵ ⏶ ⏷ ⏸ ⏹ ⏺ ⏻ ⏼ ⏽ ⏾ ⏿



9.

10.

Resetting PC Counter (⏪ ⏩ Cancel () X ⏴ ⏵ ⏶ ⏷ ⏸ ⏹ ⏺ ⏻ ⏼ ⏽ ⏾ ⏿)



⏪ ⏩ ⏴ ⏵ ⏶ ⏷ ⏸ ⏹ ⏺ ⏻ ⏼ ⏽ ⏾ ⏿

11.

⏪ ⏩ ⏴ ⏵ ⏶ ⏷ ⏸ ⏹ ⏺ ⏻ ⏼ ⏽ ⏾ ⏿



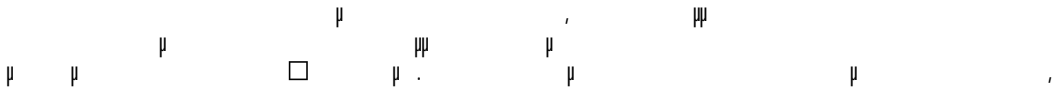
4.

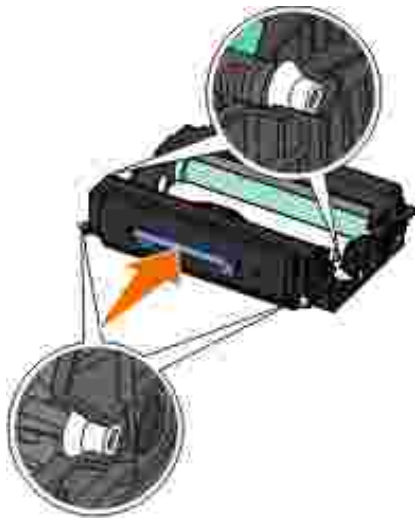


5.



6.





7. μ μ .

μ

1. μ μ .



: μ .

2. μ .

3. μ .



: μ .

4. μ μ .



: μ μ .

5. μ μ .

Web).



Printer Settings (

web

1. Web.

2. Enter (

3. Configuration (

4. Other Settings (

Security (

5.

6.



8-128

7. Submit (

Reset Form (

Change/Remove Advanced Password (


μ

μ

- [\(FAQ\): Dell™ μ 2330d/dn μ 2350d/dn Laser](#)
- [μ](#)
- [μ μ](#)
- [μ](#)
- [μ Mac OS®](#)
- [μ μ μ](#)
- [μ](#)

(FAQ): Dell™ μ
2330d/dn μ 2350d/dn Laser

μ 2330d/dn μ Dell 2350d/dn Laser μ Windows® μ USB ;

 : μ USB μ

μ μ μ μ ;

μ :

1. μ USB μ .

2. μ USB, .

3. μ Dell

2330d/dn 2350d/dn Laser.



Windows Firewall (

Status Monitor Center (

Windows)



2350d/dn Laser.

550 (2);

550

550 (2)

550

legal;

250

550

Laser

Windows;

Dell 2330d/dn

2350d/dn



Resetting PC Counter (

Cancel ()



USB.

- USB
- USB,

1. CD
2. *Windows Vista*[®] → Computer ().
Windows XP, Start () → My Computer ().
Windows 2000, My Computer ()
3. setup.exe. CD-ROM
4. () Network Installation (Personal Installation).
- 5.

Windows Vista[®] :

1. → Programs ().
2. Dell Printers (Dell)

Windows XP

Windows 2000:

Start () → Programs () → All Programs () → Dell
 Printers () → Dell Laser .

- USB
- USB
- USB.

1. *Windows Vista*[®]

- a. → Control Panel ().
- b. Hardware and Sound ().
- c. Printers ().

Windows XP, and Other Hardware Start () → Control Panel () → Printers → Printers and Faxes ().

Windows 2000, Start () → Settings () → Printers ().

2. Dell Laser.

3. Set as Default Printer () .

1. *Windows Vista*[®] :

a. → Control Panel ().

b. Hardware and Sound ().

c. Printers ().

Windows XP, and Other Hardware (Start () → Control Panel () → Printers → Printers and Faxes ()).

Windows 2000, Start () → Settings () → Printers ()).

2. .

3. .

4. :

a. Dell Laser.

b. Set as Default Printer () .

5. Delete ().

USB Printers (),
USB
CD *Software and Documentation* ().

μ

μ

μ

μ

μ

1. *Windows Vista*[®]

:

a.  → Control Panel ().

b. Hardware and Sound ().

c. Printers ().

Windows[®] *XP*, Start () → Control Panel () → Printers and Other Hardware () → Printers and Faxes ().

Windows[®] *2000*, Start () → Settings (μ) → Printers ().

2. μ Dell Laser.

3. Pause Printing () Pause Printing ().

μ

μ

μ

μ

μ

μ

<X>

μ

μ

μ

μ

Cancel ()

μ

μ

μ

Load <Input Src> With <Custom Type Name> (< > μ < μ μ μ >)

X

μ

μ

μ

μ

Cancel ()

μ

Load <Input Src> With <Custom String> (< > μ < μ μ μ >)

X

μ

μ

μ

μ

Cancel ()

μ

Load <Input Src> With <Size> (μ <μ >)

<

>

μ

Cancel ()

X

Load <Input Src> With <Type> <Size> (> μ < > <μ >)

<

μ

μ

Cancel ()

X

μ μ

>

μ < μ

•

μ

μ

•

31 Defective Toner Cartridge (μ)

32 Unsupported Toner Cartridge (μ)

34 Short Paper (μ μ)

- μ μ
- μ
- μ μ μ Back () ↶
- μ Cancel () ✖

35 Insufficient Memory to Support Resource Save Feature (μ μ)

- μ Back () ↶ Resource Save (μ) μ
- μ Cancel () ✖

- Resource Save () Auto () ,
Ready (), Resource Save () .

(), [Setup Mode \(\)](#) Resource Save

- , .

37 Insufficient Memory to Collate ()

.

- Back () ↶ .

- Cancel () ✖ .

:

- .

- .

37 Insufficient Defrag Memory ()

- Back () ↶ .

- Cancel () ✖ .

38 Memory Full ()

- Back () ↶
- Cancel () ✖
-
-

39 Complex Page, Some Data May Not Have Printed ()

- Back () ↶
- Cancel () ✖
-
-

54 Standard Network Software Error ()

-
-
- Back () ↻.
- Cancel () ✖.

56 Standard Parallel Port Disabled ()

- Back () ↻.
- Cancel () ✖.
- Parallel Buffer () Disabled ()
[Parallel Buffer \(\)](#).

56 Standard USB Port Disabled (USB)

- USB.
Back () ↻.

- Cancel () **X**.

- Disabled (). USB Buffer (USB) [USB Buffer](#)

58 Too Many Flash Options (Flash)

288 MB

160 MB

58 Too Many Trays Attached ()

-
-
-
-

59 Unsupported Tray () <x>

-
-
-

81 Engine Code CRC Failure (CRC)

- Back () ↻
- Cancel () ✖

84 Imaging Drum Life Warning/PC Unit Life Warning (/)



Toner Alarm ()

- Back () ↻
- Cancel () ✖
- Printer Settings Configuration ()
[Menu Settings Page \(/ \)](#)
-

84 Replace Imaging Drum/Replace PC Unit (/)

88 Toner Low ()

88 Replace Toner Cartridge ()

200 Paper Jam ()

1. ()



2.



3.



4.





4. μ



5. μ μ

202 Paper Jam (μ)

μ

1.



2. μ



3.

231 Paper Jam — Check Duplex (μ)

—

μ

μ

μ

μ

1.



2.

μ



3.

233 Paper Jam — Check Duplex (μ)

—

1.



2.



3.



234 Paper Jam — Check Duplex ()

1.

1

μ

μ

μ



:

μ

μ

μ

μ

μ

μ

μ

μ

2.

μ

μ



3.

1.



4.



5.



6.

235 Paper Jam — Check Duplex (μ)

μ

1.



2.



3.

4.

1 μ

24x Paper Jam Check Tray (24x μ) <x>

μ

1

1.

1.



:

μ

μ

μ
μ

μ

μ

,

.

2.

μ



3.



μ

2

1.

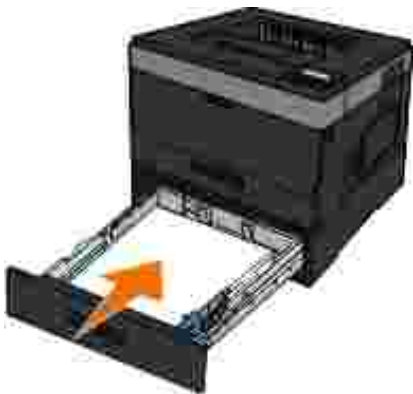
2.



2.



3.



3.



4.



5.

μ

μ

μ

1.

μ



2.

μ



3.

||

1.



2.

||





3.



1.   .



2.  .

3.   .

1.  .



2.  .



3.  .

μ

μ μ

_____ μ _____

T μ

_____ μ _____

μ , μ μ .

μ

_____ μ _____

μ

_____ μ _____

μ μ

• μ μ

• μ μ μ

• μ

Random Access Memory (RAM)

- μ μ .
- .
- .

- μ Toner Darkness ()¹.
- μ .
- μ :
- μ Toner Darkness ()¹.
- .

- μ μ .
- μ .
- μ 2 μ .
- μ :
- .
- .

• μ 2.

μ $\mu\mu$

• μ , μ .

• μ μ μ 2.

μ :

• .

• μ 2.

μ $\mu\mu$

• μ μ μ .

• μ .

μ :

• μ , μ .

• .

• .

• μ μ μ .

- Paper Type ()
- Paper Type ()
- Paper Type ()
- Paper Type ()
- Paper Type ()

), Paper Type ()

- Paper Type () Transparency ()
- Paper Type ()
- Paper Type () Dell.
- Paper Type ()

Paper Type ()

- Paper Type ()
- Paper Type ()

• μ .

μ :

• .

• μ 2.

• .

• μ μ Paper Texture ()

• μ μ Paper Weight ()

• μ 2 μ μ .

μ :

• μ Paper Texture () μ

• μ μ Paper Weight ().

• μ 2.

μ μ .

• μ .

•

μ μ

- Paper Type () μ
- μ μ
- μ :
- μ Paper Type () μ
-

μ μ μ

-
-

μ

- Paper Type () μ
- μ Paper Type () μ

(μ)

- μ μ

- Paper Texture ()
- 1 [Quality Mode \(\)](#).
- 2

Mac OS

<http://www.info.apple.com/support/downloads.html>.
 Web Mac, Mac,

Mac OS X

Microsoft Word Adobe Reader

/	

Apple Preview Adobe Acrobat Reader 5. PDF
MarkVision Macintosh MarkVision™ Professional. Mac OS X

Mac OS X

Mac OS X 10.4:

1. File () → Page Setup ().
2. Paper Size (), Manage Custom Sizes ().
3. Custom Page Sizes (), +
4. Untitled ()
- 5.
6. OK Page Setup ().
7. Paper Size (),
8. OK.


Mac OS X 10.3:

1. File (⌘) → Page Setup (⌘).

2. Settings (⌘), Custom Paper Size (⌘).

3. New (⌘),

4. Save (⌘).

 : Save (⌘) OK
Settings (⌘) Page Attributes (⌘)

5. Settings (⌘), Page Attributes (⌘)

6. Paper Size (⌘),

⌘, "Format for" (⌘).

(⌘) Paper Feed (⌘) - ⌘ "All pages from" Print

⌘ ;

⌘ PostScript ⌘ ⌘ PostScript.

⌘ ;

⌘ Apple. Dell ⌘ ⌘ ⌘

Library/Fonts
 /System/Library/Fonts,
 ()
 /Users/Shared/Dell/Screen Fonts
 Mac OS X
 Library ()
 /System/Library.
 Library
 TBCP ()
);
 Data Mode ():
 1. IP Web
 2. Configuration
 ()
 3. AppleTalk.
 4. AppleTalk, Advanced Settings ()
 5. AppleTalk Advanced Settings (AppleTalk),
 Data Mode ().
 IOP/EOP,
 TBCP, Raw Mode (Raw).

- ;
- ;

	μ	(μ)	
	16 32°C (60 90°F)	8	80%	0 2.500 M (8.200)
	0 40°C (32 104°F)	8	80%	
	-20 40°C (- 4 104°F)	8	95%	μ 0,25 (μ 10.300 M, 34.000)

μ

,

μ

μ	<ul style="list-style-type: none"> • PostScript 3 • HBP • PCL 5e • PCL 6 • PPDS
μ	<ul style="list-style-type: none"> • Windows 7 • Microsoft® Windows® Server 2008 • Microsoft® Windows® Server 2008 R2 • Windows Vista™ • Windows XP • Windows Server 2003 • Windows 2000 • Debian GNU/Linux 4.0, 5.0 • Linspire • Ubuntu 7.1.0, 8.0.4, 8.0.4 LTS, 9.04 • Red Flag Linux® Desktop 5.0, 6.0 • Red Hat Enterprise Linux WS 3, 4, 5 • SUSE LINUX Enterprise Server 8, 9, 10, 11.0 • SUSE Linux Enterprise Desktop 10, 11,0 • SUSE Linux 10.2, 10.3, 11, 11.1 • Linpus LINUX Desktop 9.2, 9.3 • HP-UX 11.11, 11.23, 11.31 • Macintosh® OS® X
μ	<ul style="list-style-type: none"> • • USB (USB) • 10/100/1000 Ethernet (μ)

μ

:

- Windows 7
- Microsoft Windows Server 2008
- Microsoft Windows Server 2008 R2
- Windows Vista
- Windows XP
- Windows Server 2003
- Windows 2000
- Debian GNU/Linux 4.0
- Linspire
- Ubuntu 7.1.0, 8.0.4, 8.0.4 LTS
- Red Flag Linux Desktop 5.0, 6.0
- Red Hat Enterprise Linux WS 3, 4, 5
- SUSE LINUX Enterprise Server 8, 9, 10
- SUSE Linux Enterprise Desktop 10
- SUSE Linux 10,2, 10,3, 11
- Linpus LINUX Desktop 9.2, 9.3

- HP-UX 11.11, 11.23, 11.31

- Macintosh OS X

μ

MIB

(Management Information Base - MIB)

).

MIB,

Dell OpenManage™, IT Assistant, Hewlett-Packard OpenView, CA Unicenter, Hewlett-Packard Web JetAdmin, Lexmark MarkVision Professional

μ



- μ 20 lb (70 g/m²).

- μ laser.

- μ laser.

- μ Bond 24 lb (90 g/m²).

○

○

- μ , , μ , μ μ .
- μ μ , μ μ .
- μ μ μ .
- μ .

• μ μ μ μ 163 g/m² μ
 3x5 in. (76,2x127 mm).

μ μ

	μ			1
1)	250 () A4, A5, A6 ² , JIS B5, Letter, Legal, Executive, Folio, Statement, Universal μ 105 mm x 148 mm (4,13 x 5,82 in.) μ 216 x 356 mm (8,5 x 14 in.)	Paper () 3	60–90 g/m ² (16–24 lb)	250 50 50 4
	550 () A4, A5, JIS B5, Letter, Legal, Executive, Folio, Statement, Universal	Paper () 3	60–90 g/m ² (16–24 lb)	550
1	μ	μ	μ	75 g/m ² (20 lb)
2	A6	μ μ " "		
3	μ	μ		20
4		μ	μ	
5	μ Universal	μ	μ	μ
		210 x 279 mm (8,3 x 11 in.)	μ	

				1
2)	<p>149 mm x 210 mm (5,86 x 8,26 in.)</p> <p>216 x 356 mm (8,5 x 14 in.)</p>			50 4
<p>A4, A5, A6², JIS B5, Letter, Legal, Executive, Folio, Statement, Universal, 7 3/4 Envelope, 9 Envelope, 10 Envelope, B5 Envelope, C5 Envelope, DL Envelope, Other Envelope ()</p> <p>76,2 x 127 mm (3,9 x 4,9 in.)</p> <p>() 216 x 356 mm (8,5 x 14 in.)</p> <p>() 216 x 356 mm (8,5 x 14 in.)</p>	<p>Paper ()</p> <p>3</p>	<p>60–163 g/m² (16–43 lb)</p>	<p>50</p> <p>15</p> <p>10</p> <p>10</p> <p>7</p>	4
Duplex ()	A4, Folio, Letter, Legal, Oficio (Mexico), Universal ⁵		60–90 g/m ² (16–24 lb)	
1			75 g/m ² (20 lb)	
2	A6			
3				20
4				
5	Universal			
		210 x 279 mm (8,3 x 11 in.)		

Fonts/Options (/)	2330d/2330d+	2330dn//2330dn+
Font Load Description ()	Light (8.31M01)	Light (8.31M01)
PCL Bit Mapped	2	2
PCL Scalable (PCL)	89	89
PS Scalable (PCL)	89	89

PCL Font List (PCL)

	PCL XL Font Name (PCL XL)	Bitmap/Scalable (Bitmap/)
Courier	Courier	
Courier Italic	Courier It	
Courier Bold	Courier Bd	
Courier Bold Italic	Courier BdIt	
CG Times	CG Times	
CG Times Bold Italic	CG Times BdIt	
Univers Medium	Univers Md	
Univers Medium Italic	Univers MdIt	
Univers Bold	Univers Bd	
Univers Bold Italic	Univers BdIt	
Times New Roman	TimesNewRmn	
Times New Roman Italic	TimesNewRmn It	
Times New Roman Bold	TimesNewRmn Bd	
Times New Roman Bold Italic	TimesNewRmn BdIt	
Arial	Arial	
Arial Italic	Arial It	
Arial Bold	Arial Bd	
Arial Bold	Italic Arial BdIt	
Letter Gothic	LetterGothic	
Letter Gothic Italic	LetterGothic It	
Letter Gothic Bold	LetterGothic Bd	

μ μμ	PCL XL Font Name (μ μμ PCL XL)	Bitmap/Scalable (Bitmap/ μ)
Univers Condensed Medium	Univers CdMd	
Univers Condensed Medium	Italic Univers CdMdIt	
Univers Condensed Bold	Univers CdBd	
Univers Condensed Bold	Italic Univers CdBdIt	
Garamond Antiqua	Garamond Antiqua	
Garamond Kursiv	Garamond Krsv	
Garamond Halbfett	Garamond Hlb	
Garamond Kursiv Halbfett	Garamond KrsvHlb	
CG Omega	CG Omega	
CG Omega Italic	CG Omega It	
CG Omega Bold	CG Omega Bd	
CG Omega Bold Italic	CG Omega BdIt	
Antique Olive	AntiqOlive	
Antique Olive Italic	AntiqOlive It	
Antique Olive Bold	AntiqOlive Bd	
Albertus Medium	Albertus Md	
Albertus Extra Bold	Albertus Xb	
Clarendon Condensed Bold	Clarendon CdBd	
Marigold	Marigold	
Coronet	Coronet	
Helvetica	Helvetica	
Helvetica Italic	Helvetica It	
Helvetica Bold	Helvetica Ob	
Helvetica Bold Italic	Helvetica BdOb	
Helvetica Narrow	Helvetica Nr	
Helvetica Narrow Italic	Helvetica NrOb	
Helvetica Narrow Bold	Helvetica NrBd	
Helvetica Narrow Bold Italic	Helvetica NrBdOb	

μ μμ	PCL XL Font Name (μ μμ PCL XL)	Bitmap/Scalable (Bitmap/ μ)
Palatino Roman	Palatino Rmn	
Palatino Italic	Palatino It	
Palatino Bold	Palatino Bd	
Palatino Bold Italic	Palatino BdIt	
ITC Bookman Light	ITCBookman Lt	
ITC Bookman Light Italic	ITCBookman LtIt	
ITC Bookman Demi	ITCBookman Db	
ITC Bookman Demi Italic	ITCBookman DbIt	
ITC Avant Garde Book	ITCAvantGard Bk	
ITC Avant Garde Book Oblique	ITCAvantGardBkOb	
ITC Avant Garde Demi	ITCAvantGard Db	
ITC Avant Garde Demi Oblique	ITCAvantGardDbOb	
Century Schoolbook Roman	NwCentSchlbk Rmn	
Century Schoolbook Italic	NwCentSchlbk It	
Century Schoolbook Bold	NwCentSchlbk Bd	
Century Schoolbook Bold Italic	NwCentSchlbkBdIt	
ITC Zapf Chancery Medium Italic	ZapfChanceryMdIt	
CourierPS	CourierPS	
CourierPS Oblique	CourierPS Ob	
CourierPS Bold	CourierPS Bd	
CourierPS Bold Oblique	CourierPS BdOb	
Times Roman	Times Rmn	
Times Italic	Times It	
Times Bold	Times Bd	
Times Bold Italic	Times BdIt	
Helvetica Light	Helvetica Lt	
Helvetica Light Oblique	Helvetica LtOb	
Helvetica Black	Helvetica Blk	

μ μ	PCL XL Font Name (μ μ PCL XL)	Bitmap/Scalable (Bitmap/ μ)
Helvetica Black Oblique	Helvetica BlkOb	
Line Printer 16	Line Printer xxx	B
POSTNET Barcode (μ POSTNET)	POSTNET BARCODE (POSTNET)	B
C39 Narrow		
C39 Regular		
C39 Wide		
OCR-A		
OCR-B		
Wingdings		
Symbol		
SymbolPS		
ITC Zapf Dingbats		

Resident PCL Symbol Sets (μ)
μ PCL

Symbol Set Name (μ μ)	
Latin 1	Legal Windows 3.0 Latin 1 Windows 98 Latin 1 ISO 8859-1 Latin 1 (ECMA-94) ISO 8859/15 Latin 9 PC-8 Code Page 437 PC-8 Danish/Norwegian (437N) PC-850 Multilingual PC-858 Multilingual Euro PC-860 Portugal PC-861 Iceland PC-863 Canadian French PC-865 Nordic PC-1004 OS/2 ABICOMP Brazil/Portugal ABICOMP International Roman-8 Roman-9 Roman Extension PS Text Macintosh Text DeskTop Ventura International
Latin 2	Windows 98 Latin 2 ISO 8859/2 Latin 2 PC-852 Latin 2 PC-8 Polish Mazovia PC-8 PC Nova
Latin 5	Windows 98 Latin 5

Symbol Set Name (μ μ)	
	ISO 8859/9 Latin 5 PC-857 Latin 5 PC-853 Latin 3 PC-8 Turkish (437T) Turkish-8
Latin 6	Windows 98 Latin 6 ISO 8859-10 Latin 6 PC-775 Baltic (PC-8 Latin 6)
Cyrillic	Windows 98 Cyrillic ISO 8859-5 Latin/Cyrillic PC-866 Cyrillic PC-855 Cyrillic Russian-GOST PC-8 Bulgarian Ukrainian (μ)
Greek (μ)	Windows 98 Greek (Windows 98) ISO 8859-7 Latin/Greek PC-869 Greece PC-851 Greece PC-8 Latin/Greek PC-8 Greek Alternate Greek-8
Specials (μ μ)	Ventura Math PS Math Math-8 Pi Font Microsoft Publishing PC-911 Katakana POSTNET Barcode (μ μ)

Symbol Set Name (μ)	
	POSTNET OCR-A OCR-B C39 Bar Code (Upper Case) () C39 Bar Code (plus Lower Case) () C39 Bar Code (plus Human Readable) () Symbol Wingdings Ventura ITC Zapf Dingbats PS ITC Zapf Dingbats PCL ITC Zapf Dingbats
7-bit ISO	ISO 4: μ ISO 6: ASCII ISO 11: Swedish for Names (μ) ISO 15: Italian () ISO 17: Spanish () ISO 21: German (μ) ISO 60: Norwegian version 1 (1) ISO 69: French () ISO 2: IRV (Int'l Ref Version) ISO 25: French () ISO: German (μ) ISO 14: JIS ASCII ISO57: ISO 10: Swedish () ISO: Spanish () ISO 85: Spanish ()

Symbol Set Name (μ)	
	ISO 16: Portuguese ()
	ISO 84: Portuguese ()
	ISO 61: Norwegian version 2 (1)

PS Font List (μ PS)

PostScript Font Name (μ)	Character Sets Supported (μ)
AlbertusMT	L1
AlbertusMT-Italic	L1
AlbertusMT-Light	L1
AntiqueOlive-Roman	L1, L2, L5, L6
Antique Olive Italic	L1, L2, L5, L6
AntiqueOlive-Bold	L1, L2, L5, L6
AntiqueOlive-Compact	L1, L2, L5, L6
ArialMT	L1, L2, L5, L6, Cyr, Grk
Arial-ItalicMT	L1, L2, L5, L6, Cyr, Grk
Arial-BoldMT	L1, L2, L5, L6, Cyr, Grk
Arial-BoldItalicMT	L1, L2, L5, L6, Cyr, Grk
AvantGarde-Book	L1, L2, L5, L6
AvantGarde-BookOblique	L1, L2, L5, L6
AvantGarde-Demi	L1, L2, L5, L6
AvantGarde-DemiOblique	L1, L2, L5, L6
Bookman-Light	L1, L2, L5, L6
Bookman-LightItalic	L1, L2, L5, L6
Bookman-Demi	L1, L2, L5, L6
Bookman-DemiItalic	L1, L2, L5, L6
Coronet-Regular	L1, L2, L5, L6
μ	: L1 = 1; L2 =
2; L5 =	5; L6 = 6; Cyr = ; Grk =

PostScript Font Name (μ $\mu\mu$ PostScript)	Character Sets Supported (μ)
Courier	L1, L2, L5, L6
Courier-Oblique	L1, L2, L5, L6
Courier Bold	L1, L2, L5, L6
Courier-BoldOblique	L1, L2, L5, L6
Garamond Antiqua	L1, L2, L5, L6
Garamond-Kursiv	L1, L2, L5, L6
Garamond-Halbfett	L1, L2, L5, L6
Garamond-KursivHalbfett	L1, L2, L5, L6
Helvetica	L1, L2, L5, L6
Helvetica-Oblique	L1, L2, L5, L6
Helvetica-Bold	L1, L2, L5, L6
Helvetica-BoldOblique	L1, L2, L5, L6
Helvetica Light	L1
Helvetica-LightOblique	L1
Helvetica-Black	L1
Helvetica-BlackOblique	L1
Helvetica-Narrow	L1, L2, L5, L6
Helvetica-Narrow-Oblique	L1, L2, L5, L6
Helvetica-Narrow-Bold	L1, L2, L5, L6
Helvetica-Narrow-BoldOblique	L1, L2, L5, L6
Intl-CG-Times	L1, L2, L5, L6, Cyr, Grk
Intl-CG-Times-Italic	L1, L2, L5, L6, Cyr, Grk
Intl-CG-Times-Bold	L1, L2, L5, L6, Cyr, Grk
Intl-CG-Times-BoldItalic	L1, L2, L5, L6, Cyr, Grk
Intl-Courier	L1, L2, L5, L6, Cyr, Grk
Intl-Courier-Oblique	L1, L2, L5, L6, Cyr, Grk
μ 2; L5 = 5; L6 = 6; Cyr = 1; L2 = ; Grk =	

PostScript Font Name (μ $\mu\mu$ PostScript)	Character Sets Supported (μ)
Intl-Courier-Bold	L1, L2, L5, L6, Cyr, Grk
Intl-Courier-BoldOblique	L1, L2, L5, L6, Cyr, Grk
Intl-Univers-Medium	L1, L2, L5, L6, Cyr, Grk
Intl-Univers-MediumItalic	L1, L2, L5, L6, Cyr, Grk
Intl-Univers-Bold	L1, L2, L5, L6, Cyr, Grk
Intl-Univers-BoldItalic	L1, L2, L5, L6, Cyr, Grk
LetterGothic	L1, L2, L5, L6
LetterGothic-Slanted	L1, L2, L5, L6
LetterGothic-Bold	L1, L2, L5, L6
LetterGothic-BoldSlanted	L1, L2, L5, L6
Marigold	L1
NewCenturySchlbk-Roman	L1, L2, L5, L6
NewCenturySchlbk-Italic	L1, L2, L5, L6
NewCenturySchlbk-Bold	L1, L2, L5, L6
NewCenturySchlbk-BoldItalic	L1, L2, L5, L6
Optima	L1, L2, L5, L6
Optima-Italic	L1, L2, L5, L6
Optima-Bold	L1, L2, L5, L6
Optima-BoldItalic	L1, L2, L5, L6
Palatino-Roman	L1, L2, L5, L6
Palatino-Italic	L1, L2, L5, L6
Palatino-Bold	L1, L2, L5, L6
Palatino-BoldItalic	L1, L2, L5, L6
Symbol	non-text font (μ μ $\mu\mu$)
Times-Roman	L1, L2, L5, L6
μ : L1 = 1; L2 = 2; L5 = 5; L6 = 6; Cyr = 6; Grk = 1;	

PostScript Font Name (μ $\mu\mu$ PostScript)	Character Sets Supported (μ)
Times-Italic	L1, L2, L5, L6
Times-Bold	L1, L2, L5, L6
Times-BoldItalic	L1, L2, L5, L6
TimesNewRomanPSMT	L1, L2, L5, L6, Cyr, Grk
TimesNewRomanPS-ItalicMT	L1, L2, L5, L6, Cyr, Grk
TimesNewRomanPS-BoldMT	L1, L2, L5, L6, Cyr, Grk
TimesNewRomanPS-BoldItalicMT	L1, L2, L5, L6, Cyr, Grk
Univers	L1, L2, L5, L6
Univers-Oblique	L1, L2, L5, L6
Univers Bold	L1, L2, L5, L6
Univers-BoldOblique	L1, L2, L5, L6
Univers-Condensed	L1, L2, L5, L6
Univers-CondensedOblique	L1, L2, L5, L6
Univers-CondensedBold	L1, L2, L5, L6
Univers-CondensedBoldOblique	L1, L2, L5, L6
Wingdings-Regular	non-text font (μ μ $\mu\mu$)
ZapfChancery-MediumItalic	L1, L2, L5, L6
ZapfDingbats	non-text font (μ μ $\mu\mu$)
μ : L1 = 1; L2 = 2; L5 = 5; L6 = 6; Cyr = 6; Grk = 1;	

--	--

USB	USB 2.0
	IEEE-1284
10/100/1000 Ethernet	CAT-5E

USB-IF

2. Redistributions in binary form must reproduce the above copyright notice, this list of conditions and the following disclaimer in the documentation and/or other materials provided with the distribution.
3. The name of the author may not be used to endorse or promote products derived from this software without specific prior written permission.

THIS SOFTWARE IS PROVIDED BY THE AUTHOR ``AS IS'' AND ANY EXPRESS OR IMPLIED WARRANTIES, INCLUDING, BUT NOT LIMITED TO, THE IMPLIED WARRANTIES OF MERCHANTABILITY AND FITNESS FOR A PARTICULAR PURPOSE ARE DISCLAIMED. IN NO EVENT SHALL THE AUTHOR BE LIABLE FOR ANY DIRECT, INDIRECT, INCIDENTAL, SPECIAL, EXEMPLARY, OR CONSEQUENTIAL DAMAGES (INCLUDING, BUT NOT LIMITED TO, PROCUREMENT OF SUBSTITUTE GOODS OR SERVICES; LOSS OF USE, DATA, OR PROFITS; OR BUSINESS INTERRUPTION) HOWEVER CAUSED AND ON ANY THEORY OF LIABILITY, WHETHER IN CONTRACT, STRICT LIABILITY, OR TORT (INCLUDING NEGLIGENCE OR OTHERWISE) ARISING IN ANY WAY OUT OF THE USE OF THIS SOFTWARE, EVEN IF ADVISED OF THE POSSIBILITY OF SUCH DAMAGE.

GNU License

GENERAL PUBLIC LICENSE

Version 2, June 1991

Copyright (C) 1989, 1991 Free Software Foundation, Inc.

59 Temple Place, Suite 330, Boston, MA 02111-1307 USA

Everyone is permitted to copy and distribute verbatim copies of this license document, but changing it is not allowed.

Preamble

The licenses for most software are designed to take away your freedom to share and change it. By contrast, the GNU General Public License is intended to guarantee your freedom to share and change free software--to make sure the software is free for all its users. This General Public License applies to most of the Free Software Foundation's software and to any other program whose authors commit to using it. (Some other Free Software Foundation software is covered by the GNU Library General Public License instead.) You can apply it to your programs, too.

When we speak of free software, we are referring to freedom, not price. Our General Public Licenses are designed to make sure that you have the freedom to distribute copies of free software (and charge for this service if you wish), that you receive source code or can get it if you want it, that you can change the software or use pieces of it in new free programs; and that you know you can do these things.

To protect your rights, we need to make restrictions that forbid anyone to deny you these rights or to ask you to surrender the rights. These restrictions translate to certain responsibilities for you if you distribute copies of the software, or if you modify it.

For example, if you distribute copies of such a program, whether gratis or for a fee, you must give the recipients all the rights that you have. You must make sure that they, too, receive or can get the source code. And you must show them these terms so they know their rights.

We protect your rights with two steps: (1) copyright the software, and (2) offer you this license which gives you legal permission to copy, distribute and/or modify the software.

Also, for each author's protection and ours, we want to make certain that everyone understands that there is no warranty for this free software. If the software is modified by someone else and passed on, we want its recipients to know that what they have is not the original, so that any problems introduced by others will not reflect on the original authors' reputations.

Finally, any free program is threatened constantly by software patents. We wish to avoid the danger that redistributors of a free program will individually obtain patent licenses, in effect making the program proprietary. To prevent this, we have made it clear that any patent must be licensed for everyone's free use or not licensed at all.

The precise terms and conditions for copying, distribution and modification follow.

GNU GENERAL PUBLIC LICENSE

TERMS AND CONDITIONS FOR COPYING, DISTRIBUTION AND MODIFICATION

0. This License applies to any program or other work which contains a notice placed by the copyright holder saying it may be distributed under the terms of this General Public License. The "Program", below, refers to any such program or work, and a "work based on the Program" means either the Program or any derivative work under copyright law: that is to say, a work containing the Program or a portion of it, either verbatim or with modifications and/or translated into another language. (Hereinafter, translation is included without limitation in the term "modification".) Each licensee is addressed as "you". Activities other than copying, distribution and modification are not covered by this License; they are outside its scope. The act of running the Program is not restricted, and the output from the Program is covered only if its contents constitute a work based on the Program (independent of having been made by running the Program). Whether that is true depends on what the Program does.

1. You may copy and distribute verbatim copies of the Program's source code as you receive it, in any medium, provided that you conspicuously and appropriately publish on each copy an appropriate copyright notice and disclaimer of warranty; keep intact all the notices that refer to this License and to the absence of any warranty; and give any other recipients of the Program a copy of this License along with the Program.

You may charge a fee for the physical act of transferring a copy, and you may at your option offer warranty protection in exchange for a fee.

2. You may modify your copy or copies of the Program or any portion of it, thus forming a work based on the Program, and copy and distribute such modifications or work under the terms of Section 1 above, provided that you also meet all of these conditions:

a. You must cause the modified files to carry prominent notices stating that you changed the files and the date of any change.

b. You must cause any work that you distribute or publish, that in whole or in part contains or is derived from the Program or any part thereof, to be licensed as a whole at no charge to all third parties under the terms of this License.

c. If the modified program normally reads commands interactively when run, you must cause it, when started running for such interactive use in the most ordinary way, to print or display an announcement including an appropriate copyright notice and a notice that there is no warranty (or else, saying that you provide a warranty) and that users may redistribute the program under these conditions, and telling the user how to view a copy of this License. (Exception: if the Program itself is interactive but does not normally print such an announcement, your work based on the Program is not required to print an announcement.)

These requirements apply to the modified work as a whole. If identifiable sections of that work are not derived from the Program, and can be reasonably considered independent and separate works in themselves, then this License, and its terms, do not apply to those sections when you distribute them as

separate works. But when you distribute the same sections as part of a whole which is a work based on the Program, the distribution of the whole must be on the terms of this License, whose permissions for other licensees extend to the entire whole, and thus to each and every part regardless of who wrote it.

Thus, it is not the intent of this section to claim rights or contest your rights to work written entirely by you; rather, the intent is to exercise the right to control the distribution of derivative or collective works based on the Program.

In addition, mere aggregation of another work not based on the Program with the Program (or with a work based on the Program) on a volume of a storage or distribution medium does not bring the other work under the scope of this License.

3. You may copy and distribute the Program (or a work based on it, under Section 2) in object code or executable form under the terms of Sections 1 and 2 above provided that you also do one of the following:

a. Accompany it with the complete corresponding machine-readable source code, which must be distributed under the terms of Sections 1 and 2 above on a medium customarily used for software interchange; or,

b. Accompany it with a written offer, valid for at least three years, to give any third party, for a charge no more than your cost of physically performing source distribution, a complete machine-readable copy of the corresponding source code, to be distributed under the terms of Sections 1 and 2 above on a medium customarily used for software interchange; or,

c. Accompany it with the information you received as to the offer to distribute corresponding source code. (This alternative is allowed only for noncommercial distribution and only if you received the program in object code or executable form with such an offer, in accord with Subsection b above.)

The source code for a work means the preferred form of the work for making modifications to it. For an executable work, complete source code means all the source code for all modules it contains, plus any associated interface definition files, plus the scripts used to control compilation and installation of the executable. However, as a special exception, the source code distributed need not include anything that is normally distributed (in either source or binary form) with the major components (compiler, kernel, and so on) of the operating system on which the executable runs, unless that component itself accompanies the executable.

If distribution of executable or object code is made by offering access to copy from a designated place, then offering equivalent access to copy the source code from the same place counts as distribution of the source code, even though third parties are not compelled to copy the source along with the object code.

4. You may not copy, modify, sublicense, or distribute the Program except as expressly provided under this License. Any attempt otherwise to copy, modify, sublicense or distribute the Program is void, and will automatically terminate your rights under this License. However, parties who have received copies, or rights, from you under this License will not have their licenses terminated so long as such parties remain in full compliance.

5. You are not required to accept this License, since you have not signed it. However, nothing else grants you permission to modify or distribute the Program or its derivative works. These actions are prohibited by law if you do not accept this License. Therefore, by modifying or distributing the Program (or any work based on the Program), you indicate your acceptance of this License to do so, and all its terms and conditions for copying, distributing or modifying the Program or works based on it.

6. Each time you redistribute the Program (or any work based on the Program), the recipient automatically receives a license from the original licensor to copy, distribute or modify the Program subject to these terms and conditions. You may not impose any further restrictions on the recipients' exercise of the rights granted herein. You are not responsible for enforcing compliance by third parties to this License.

7. If, as a consequence of a court judgment or allegation of patent infringement or for any other reason (not limited to patent issues), conditions are imposed on you (whether by court order, agreement or otherwise) that contradict the conditions of this License, they do not excuse you from the conditions of this License. If

you cannot distribute so as to satisfy simultaneously your obligations under this License and any other pertinent obligations, then as a consequence you may not distribute the Program at all. For example, if a patent license would not permit royalty-free redistribution of the Program by all those who receive copies directly or indirectly through you, then the only way you could satisfy both it and this License would be to refrain entirely from distribution of the Program.

If any portion of this section is held invalid or unenforceable under any particular circumstance, the balance of the section is intended to apply and the section as a whole is intended to apply in other circumstances.

It is not the purpose of this section to induce you to infringe any patents or other property right claims or to contest validity of any such claims; this section has the sole purpose of protecting the integrity of the free software distribution system, which is implemented by public license practices. Many people have made generous contributions to the wide range of software distributed through that system in reliance on consistent application of that system; it is up to the author/donor to decide if he or she is willing to distribute software through any other system and a licensee cannot impose that choice.

This section is intended to make thoroughly clear what is believed to be a consequence of the rest of this License.

8. If the distribution and/or use of the Program is restricted in certain countries either by patents or by copyrighted interfaces, the original copyright holder who places the Program under this License may add an explicit geographical distribution limitation excluding those countries, so that distribution is permitted only in or among countries not thus excluded. In such case, this License incorporates the limitation as if written in the body of this License.

9. The Free Software Foundation may publish revised and/or new versions of the General Public License from time to time. Such new versions will be similar in spirit to the present version, but may differ in detail to address new problems or concerns.

Each version is given a distinguishing version number. If the Program specifies a version number of this License which applies to it and "any later version", you have the option of following the terms and conditions either of that version or of any later version published by the Free Software Foundation. If the Program does not specify a version number of this License, you may choose any version ever published by the Free Software Foundation.

10. If you wish to incorporate parts of the Program into other free programs whose distribution conditions are different, write to the author to ask for permission. For software which is copyrighted by the Free Software Foundation, write to the Free Software Foundation; we sometimes make exceptions for this. Our decision will be guided by the two goals of preserving the free status of all derivatives of our free software and of promoting the sharing and reuse of software generally.

NO WARRANTY

11. BECAUSE THE PROGRAM IS LICENSED FREE OF CHARGE, THERE IS NO WARRANTY FOR THE PROGRAM, TO THE EXTENT PERMITTED BY APPLICABLE LAW. EXCEPT WHEN OTHERWISE STATED IN WRITING THE COPYRIGHT HOLDERS AND/OR OTHER PARTIES PROVIDE THE PROGRAM "AS IS" WITHOUT WARRANTY OF ANY KIND, EITHER EXPRESSED OR IMPLIED, INCLUDING, BUT NOT LIMITED TO, THE IMPLIED WARRANTIES OF MERCHANTABILITY AND FITNESS FOR A PARTICULAR PURPOSE. THE ENTIRE RISK AS TO THE QUALITY AND PERFORMANCE OF THE PROGRAM IS WITH YOU. SHOULD THE PROGRAM PROVE DEFECTIVE, YOU ASSUME THE COST OF ALL NECESSARY SERVICING, REPAIR OR CORRECTION.

12. IN NO EVENT UNLESS REQUIRED BY APPLICABLE LAW OR AGREED TO IN WRITING WILL ANY COPYRIGHT HOLDER, OR ANY OTHER PARTY WHO MAY MODIFY AND/OR REDISTRIBUTE THE PROGRAM AS PERMITTED ABOVE, BE LIABLE TO YOU FOR DAMAGES, INCLUDING ANY GENERAL, SPECIAL, INCIDENTAL OR CONSEQUENTIAL DAMAGES ARISING OUT OF THE USE OR INABILITY TO USE THE PROGRAM (INCLUDING BUT NOT LIMITED TO LOSS OF DATA OR DATA BEING RENDERED INACCURATE OR LOSSES SUSTAINED BY YOU OR THIRD PARTIES OR A FAILURE OF THE PROGRAM TO OPERATE WITH ANY OTHER PROGRAMS), EVEN IF SUCH HOLDER OR OTHER PARTY HAS BEEN ADVISED OF THE POSSIBILITY OF SUCH DAMAGES.

END OF TERMS AND CONDITIONS

How to Apply These Terms to Your New Programs

If you develop a new program, and you want it to be of the greatest possible use to the public, the best way to achieve this is to make it free software which everyone can redistribute and change under these terms.

To do so, attach the following notices to the program. It is safest to attach them to the start of each source file to most effectively convey the exclusion of warranty; and each file should have at least the "copyright" line and a pointer to where the full notice is found.

1 April 1989

Lexmark International, Inc.

This General Public License does not permit incorporating your program into proprietary programs. If your program is a subroutine library, you may consider it more useful to permit linking proprietary applications with the library. If this is what you want to do, use the GNU Library General Public License instead of this License.

GNU LESSER GENERAL PUBLIC LICENSE

Version 2.1, February 1999

Copyright (C) 1991, 1999 Free Software Foundation, Inc.

59 Temple Place, Suite 330, Boston, MA 02111-1307 USA

Everyone is permitted to copy and distribute verbatim copies of this license document, but changing it is not allowed.

[This is the first released version of the Lesser GPL. It also counts as the successor of the GNU Library Public License, version 2, hence the version number 2.1.]

Preamble

The licenses for most software are designed to take away your freedom to share and change it. By contrast, the GNU General Public Licenses are intended to guarantee your freedom to share and change free software--to make sure the software is free for all its users.

This license, the Lesser General Public License, applies to some specially designated software packages--typically libraries--of the Free Software Foundation and other authors who decide to use it. You can use it too, but we suggest you first think carefully about whether this license or the ordinary General Public License is the better strategy to use in any particular case, based on the explanations below.

When we speak of free software, we are referring to freedom of use, not price. Our General Public Licenses are designed to make sure that you have the freedom to distribute copies of free software (and charge for this service if you wish); that you receive source code or can get it if you want it; that you can change the software and use pieces of it in new free programs; and that you are informed that you can do these things.

To protect your rights, we need to make restrictions that forbid distributors to deny you these rights or to ask you to surrender these rights. These restrictions translate to certain responsibilities for you if you distribute copies of the library or if you modify it.

For example, if you distribute copies of the library, whether gratis or for a fee, you must give the recipients all the rights that we gave you. You must make sure that they, too, receive or can get the source code. If you link other code with the library, you must provide complete object files to the recipients, so that they can relink them with the library after making changes to the library and recompiling it. And you must show them these terms so they know their rights.

We protect your rights with a two-step method: (1) we copyright the library, and (2) we offer you this license, which gives you legal permission to copy, distribute and/or modify the library.

To protect each distributor, we want to make it very clear that there is no warranty for the free library. Also, if the library is modified by someone else and passed on, the recipients should know that what they have is not the original version, so that the original author's reputation will not be affected by problems that might be introduced by others.

Finally, software patents pose a constant threat to the existence of any free program. We wish to make sure that a company cannot effectively restrict the users of a free program by obtaining a restrictive license from a patent holder. Therefore, we insist that any patent license obtained for a version of the library must be consistent with the full freedom of use specified in this license.

Most GNU software, including some libraries, is covered by the ordinary GNU General Public License. This license, the GNU Lesser General Public License, applies to certain designated libraries, and is quite different from the ordinary General Public License. We use this license for certain libraries in order to permit linking those libraries into non-free programs.

When a program is linked with a library, whether statically or using a shared library, the combination of the two is legally speaking a combined work, a derivative of the original library. The ordinary General Public License therefore permits such linking only if the entire combination fits its criteria of freedom. The Lesser General Public License permits more lax criteria for linking other code with the library.

We call this license the "Lesser" General Public License because it does Less to protect the user's freedom than the ordinary General Public License. It also provides other free software developers Less of an advantage over competing non-free programs. These disadvantages are the reason we use the ordinary General Public License for many libraries. However, the Lesser license provides advantages in certain special circumstances.

For example, on rare occasions, there may be a special need to encourage the widest possible use of a certain library, so that it becomes a de-facto standard. To achieve this, non-free programs must be allowed to use the library. A more frequent case is that a free library does the same job as widely used non-free libraries. In this case, there is little to gain by limiting the free library to free software only, so we use the Lesser General Public License.

In other cases, permission to use a particular library in non-free programs enables a greater number of people to use a large body of free software. For example, permission to use the GNU C Library in non-free programs enables many more people to use the whole GNU operating system, as well as its variant, the GNU/Linux operating system.

Although the Lesser General Public License is Less protective of the users' freedom, it does ensure that the user of a program that is linked with the Library has the freedom and the wherewithal to run that program using a modified version of the Library.

The precise terms and conditions for copying, distribution and modification follow. Pay close attention to the difference between a "work based on the library" and a "work that uses the library". The former contains code derived from the library, whereas the latter must be combined with the library in order to run.

GNU LESSER GENERAL PUBLIC LICENSE

TERMS AND CONDITIONS FOR COPYING, DISTRIBUTION AND MODIFICATION

0. This License Agreement applies to any software library or other program which contains a notice placed by the copyright holder or other authorized party saying it may be distributed under the terms of this Lesser General Public License (also called "this License"). Each licensee is addressed as "you".

A "library" means a collection of software functions and/or data prepared so as to be conveniently linked with application programs (which use some of those functions and data) to form executables.

The "Library", below, refers to any such software library or work which has been distributed under these terms. A "work based on the Library" means either the Library or any derivative work under copyright law: that is to say, a work containing the Library or a portion of it, either verbatim or with modifications and/or translated straightforwardly into another language. (Hereinafter, translation is included without limitation in the term "modification".)

"Source code" for a work means the preferred form of the work for making modifications to it. For a library, complete source code means all the source code for all modules it contains, plus any associated interface definition files, plus the scripts used to control compilation and installation of the library.

Activities other than copying, distribution and modification are not covered by this License; they are outside its scope. The act of running a program using the Library is not restricted, and output from such a program is covered only if its contents constitute a work based on the Library (independent of the use of the Library in a tool for writing it). Whether that is true depends on what the Library does and what the program that uses the Library does.

1. You may copy and distribute verbatim copies of the Library's complete source code as you receive it, in any medium, provided that you conspicuously and appropriately publish on each copy an appropriate copyright notice and disclaimer of warranty; keep intact all the notices that refer to this License and to the absence of any warranty; and distribute a copy of this License along with the Library.

You may charge a fee for the physical act of transferring a copy, and you may at your option offer warranty protection in exchange for a fee.

2. You may modify your copy or copies of the Library or any portion of it, thus forming a work based on the Library, and copy and distribute such modifications or work under the terms of Section 1 above, provided that you also meet all of these conditions:

a. The modified work must itself be a software library.

b. You must cause the files modified to carry prominent notices stating that you changed the files and the date of any change.

c. You must cause the whole of the work to be licensed at no charge to all third parties under the terms of this License.

d. If a facility in the modified Library refers to a function or a table of data to be supplied by an application program that uses the facility, other than as an argument passed when the facility is invoked, then you must make a good faith effort to ensure that, in the event an application does not supply such function or table, the facility still operates, and performs whatever part of its purpose remains meaningful.

(For example, a function in a library to compute square roots has a purpose that is entirely well-defined independent of the application. Therefore, Subsection 2d requires that any application-supplied function or table used by this function must be optional: if the application does not supply it, the square root function must still compute square roots.)

These requirements apply to the modified work as a whole. If identifiable sections of that work are not derived from the Library, and can be reasonably considered independent and separate works in themselves, then this License, and its terms, do not apply to those sections when you distribute them as separate works. But when you distribute the same sections as part of a whole which is a work based on the Library, the distribution of the whole must be on the terms of this License, whose permissions for other licensees extend to the entire whole, and thus to each and every part regardless of who wrote it.

Thus, it is not the intent of this section to claim rights or contest your rights to work written entirely by you; rather, the intent is to exercise the right to control the distribution of derivative or collective works based on the Library.

In addition, mere aggregation of another work not based on the Library with the Library (or with a work based on the Library) on a volume of a storage or distribution medium does not bring the other work under

the scope of this License.

3. You may opt to apply the terms of the ordinary GNU General Public License instead of this License to a given copy of the Library. To do this, you must alter all the notices that refer to this License, so that they refer to the ordinary GNU General Public License, version 2, instead of to this License. (If a newer version than version 2 of the ordinary GNU General Public License has appeared, then you can specify that version instead if you wish.) Do not make any other change in these notices.

Once this change is made in a given copy, it is irreversible for that copy, so the ordinary GNU General Public License applies to all subsequent copies and derivative works made from that copy.

This option is useful when you wish to copy part of the code of the Library into a program that is not a library.

4. You may copy and distribute the Library (or a portion or derivative of it, under Section 2) in object code or executable form under the terms of Sections 1 and 2 above provided that you accompany it with the complete corresponding machine-readable source code, which must be distributed under the terms of Sections 1 and 2 above on a medium customarily used for software interchange.

If distribution of object code is made by offering access to copy from a designated place, then offering equivalent access to copy the source code from the same place satisfies the requirement to distribute the source code, even though third parties are not compelled to copy the source along with the object code.

5. A program that contains no derivative of any portion of the Library, but is designed to work with the Library by being compiled or linked with it, is called a "work that uses the Library". Such a work, in isolation, is not a derivative work of the Library, and therefore falls outside the scope of this License.

However, linking a "work that uses the Library" with the Library creates an executable that is a derivative of the Library (because it contains portions of the Library), rather than a "work that uses the library". The executable is therefore covered by this License. Section 6 states terms for distribution of such executables.

When a "work that uses the Library" uses material from a header file that is part of the Library, the object code for the work may be a derivative work of the Library even though the source code is not. Whether this is true is especially significant if the work can be linked without the Library, or if the work is itself a library. The threshold for this to be true is not precisely defined by law.

If such an object file uses only numerical parameters, data structure layouts and accessors, and small macros and small inline functions (ten lines or less in length), then the use of the object file is unrestricted, regardless of whether it is legally a derivative work. (Executables containing this object code plus portions of the Library will still fall under Section 6.)

Otherwise, if the work is a derivative of the Library, you may distribute the object code for the work under the terms of Section 6. Any executables containing that work also fall under Section 6, whether or not they are linked directly with the Library itself.

6. As an exception to the Sections above, you may also combine or link a "work that uses the Library" with the Library to produce a work containing portions of the Library, and distribute that work under terms of your choice, provided that the terms permit modification of the work for the customer's own use and reverse engineering for debugging such modifications.

You must give prominent notice with each copy of the work that the Library is used in it and that the Library and its use are covered by this License. You must supply a copy of this License. If the work during execution displays copyright notices, you must include the copyright notice for the Library among them, as well as a reference directing the user to the copy of this License. Also, you must do one of these things:

a. Accompany the work with the complete corresponding machine-readable source code for the Library including whatever changes were used in the work (which must be distributed under Sections 1 and 2 above); and, if the work is an executable linked with the Library, with the complete machine-readable "work that uses the Library", as object code and/or source code, so that the user can modify the Library and then

relink to produce a modified executable containing the modified Library. (It is understood that the user who changes the contents of definitions files in the Library will not necessarily be able to recompile the application to use the modified definitions.)

b. Use a suitable shared library mechanism for linking with the Library. A suitable mechanism is one that (1) uses at run time a copy of the library already present on the user's computer system, rather than copying library functions into the executable, and (2) will operate properly with a modified version of the library, if the user installs one, as long as the modified version is interface-compatible with the version that the work was made with.

c. Accompany the work with a written offer, valid for at least three years, to give the same user the materials specified in Subsection 6a, above, for a charge no more than the cost of performing this distribution.

d. If distribution of the work is made by offering access to copy from a designated place, offer equivalent access to copy the above specified materials from the same place.

e. Verify that the user has already received a copy of these materials or that you have already sent this user a copy.

For an executable, the required form of the "work that uses the Library" must include any data and utility programs needed for reproducing the executable from it. However, as a special exception, the materials to be distributed need not include anything that is normally distributed (in either source or binary form) with the major components (compiler, kernel, and so on) of the operating system on which the executable runs, unless that component itself accompanies the executable.

It may happen that this requirement contradicts the license restrictions of other proprietary libraries that do not normally accompany the operating system. Such a contradiction means you cannot use both them and the Library together in an executable that you distribute.

7. You may place library facilities that are a work based on the Library side-by-side in a single library together with other library facilities not covered by this License, and distribute such a combined library, provided that the separate distribution of the work based on the Library and of the other library facilities is otherwise permitted, and provided that you do these two things:

a. Accompany the combined library with a copy of the same work based on the Library, uncombined with any other library facilities. This must be distributed under the terms of the Sections above.

b. Give prominent notice with the combined library of the fact that part of it is a work based on the Library, and explaining where to find the accompanying uncombined form of the same work.

8. You may not copy, modify, sublicense, link with, or distribute the Library except as expressly provided under this License. Any attempt otherwise to copy, modify, sublicense, link with, or distribute the Library is void, and will automatically terminate your rights under this License. However, parties who have received copies, or rights, from you under this License will not have their licenses terminated so long as such parties remain in full compliance.

9. You are not required to accept this License, since you have not signed it. However, nothing else grants you permission to modify or distribute the Library or its derivative works. These actions are prohibited by law if you do not accept this License. Therefore, by modifying or distributing the Library (or any work based on the Library), you indicate your acceptance of this License to do so, and all its terms and conditions for copying, distributing or modifying the Library or works based on it.

10. Each time you redistribute the Library (or any work based on the Library), the recipient automatically receives a license from the original licensor to copy, distribute, link with or modify the Library subject to these terms and conditions. You may not impose any further restrictions on the recipients' exercise of the rights granted herein. You are not responsible for enforcing compliance by third parties with this License.

11. If, as a consequence of a court judgment or allegation of patent infringement or for any other reason

(not limited to patent issues), conditions are imposed on you (whether by court order, agreement or otherwise) that contradict the conditions of this License, they do not excuse you from the conditions of this License. If you cannot distribute so as to satisfy simultaneously your obligations under this License and any other pertinent obligations, then as a consequence you may not distribute the Library at all. For example, if a patent license would not permit royalty-free redistribution of the Library by all those who receive copies directly or indirectly through you, then the only way you could satisfy both it and this License would be to refrain entirely from distribution of the Library.

If any portion of this section is held invalid or unenforceable under any particular circumstance, the balance of the section is intended to apply, and the section as a whole is intended to apply in other circumstances.

It is not the purpose of this section to induce you to infringe any patents or other property right claims or to contest validity of any such claims; this section has the sole purpose of protecting the integrity of the free software distribution system which is implemented by public license practices. Many people have made generous contributions to the wide range of software distributed through that system in reliance on consistent application of that system; it is up to the author/donor to decide if he or she is willing to distribute software through any other system and a licensee cannot impose that choice.

This section is intended to make thoroughly clear what is believed to be a consequence of the rest of this License.

12. If the distribution and/or use of the Library is restricted in certain countries either by patents or by copyrighted interfaces, the original copyright holder who places the Library under this License may add an explicit geographical distribution limitation excluding those countries, so that distribution is permitted only in or among countries not thus excluded. In such case, this License incorporates the limitation as if written in the body of this License.

13. The Free Software Foundation may publish revised and/or new versions of the Lesser General Public License from time to time. Such new versions will be similar in spirit to the present version, but may differ in detail to address new problems or concerns. Each version is given a distinguishing version number. If the Library specifies a version number of this License which applies to it and "any later version", you have the option of following the terms and conditions either of that version or of any later version published by the Free Software Foundation. If the Library does not specify a license version number, you may choose any version ever published by the Free Software Foundation.

14. If you wish to incorporate parts of the Library into other free programs whose distribution conditions are incompatible with these, write to the author to ask for permission. For software which is copyrighted by the Free Software Foundation, write to the Free Software Foundation; we sometimes make exceptions for this. Our decision will be guided by the two goals of preserving the free status of all derivatives of our free software and of promoting the sharing and reuse of software generally.

NO WARRANTY

15. BECAUSE THE LIBRARY IS LICENSED FREE OF CHARGE, THERE IS NO WARRANTY FOR THE LIBRARY, TO THE EXTENT PERMITTED BY APPLICABLE LAW. EXCEPT WHEN OTHERWISE STATED IN WRITING THE COPYRIGHT HOLDERS AND/OR OTHER PARTIES PROVIDE THE LIBRARY "AS IS" WITHOUT WARRANTY OF ANY KIND, EITHER EXPRESSED OR IMPLIED, INCLUDING, BUT NOT LIMITED TO, THE IMPLIED WARRANTIES OF MERCHANTABILITY AND FITNESS FOR A PARTICULAR PURPOSE. THE ENTIRE RISK AS TO THE QUALITY AND PERFORMANCE OF THE LIBRARY IS WITH YOU. SHOULD THE LIBRARY PROVE DEFECTIVE, YOU ASSUME THE COST OF ALL NECESSARY SERVICING, REPAIR OR CORRECTION.

16. IN NO EVENT UNLESS REQUIRED BY APPLICABLE LAW OR AGREED TO IN WRITING WILL ANY COPYRIGHT HOLDER, OR ANY OTHER PARTY WHO MAY MODIFY AND/OR REDISTRIBUTE THE LIBRARY AS PERMITTED ABOVE, BE LIABLE TO YOU FOR DAMAGES, INCLUDING ANY GENERAL, SPECIAL, INCIDENTAL OR CONSEQUENTIAL DAMAGES ARISING OUT OF THE USE OR INABILITY TO USE THE LIBRARY (INCLUDING BUT NOT LIMITED TO LOSS OF DATA OR DATA BEING RENDERED INACCURATE OR LOSSES SUSTAINED BY YOU OR THIRD PARTIES OR A FAILURE OF THE LIBRARY TO OPERATE WITH ANY OTHER SOFTWARE), EVEN IF SUCH HOLDER OR OTHER PARTY HAS BEEN ADVISED OF THE POSSIBILITY OF SUCH DAMAGES.

END OF TERMS AND CONDITIONS

How to Apply These Terms to Your New Libraries

If you develop a new library, and you want it to be of the greatest possible use to the public, we recommend making it free software that everyone can redistribute and change. You can do so by permitting redistribution under these terms (or, alternatively, under the terms of the ordinary General Public License).

To apply these terms, attach the following notices to the library. It is safest to attach them to the start of each source file to most effectively convey the exclusion of warranty; and each file should have at least the "copyright" line and a pointer to where the full notice is found.

1 April 1990

Lexmark International, Inc.

That's all there is to it!