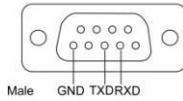


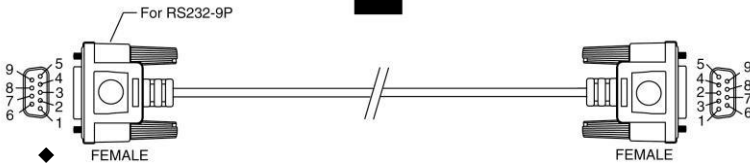


Dell™ C5519Q RS232 Protocol Document

- **RS232 Projector Pin Assignment (Facing Monitor)**




- **RS232 Serial Communication Cable Pin Assignment (Facing Cable)**



◆ **Pin Assignments**

RS232	PIN DESCRIPTION	RS232
1		
2	TXD	2
3	RXD	3
4		
5	GROUND	5
6		
7	Not Used	7
8	Not Used	8
9		

 **Note 1:** The RS232 cable is not provided by Dell.

● **RS232 Protocol Communication Settings**

Connection Settings	Value
Baud Rate	9600 bps
Data Bits	8 bits
Parity	None
Stop Bits	1 bit
Flow control	None

Control Command Syntax (From PC to Monitor)

[H0][H1][Len][R/W][Cmd][Data0]...[DataN][CHK]

[H0] = 0x37

[H1] = 0x51

[Len] = Length

[R/W] = Read/Write

Read = 0xEB

Write = 0xEA

[Cmd] = Command

[Data0]...[DataN] = Data0~N

[CHK] = Check Sum

Reply Command Syntax (From Monitor to PC)

[H2][H3][Len][Reply][RC][Cmd][Data0]...[DataN][CHK]

[H2] = 0x6F

[H3] = 0x37

[Len] = Length

[Reply] = Reply (0x02)

[RC] = Result Code

0x00 = Success

0x01 = Timeout

0x02 = Parameters Error

0x03 = Not connected

0xFF = Other Failure

[Cmd] = Command

[Data0]...[DataN] = Data0~N

[CHK] = Check Sum

Example: Get Monitor Name

[From PC to Monitor] = 37, 51, 02, EB, 01, 8E

[From Monitor to PC] = 6F, 37, 0E, 02, 00, 01, 44, 65, 6C, 6C, 20, 43, 35, 35, 31, 39, 51, 4E

Checksum calculation

Xor byte by byte from first byte to the end of the command data stream.

Information in this document is subject to change without notice.

©2018 Dell Inc. All rights reserved.

Reproduction of these materials in any manner whatsoever without the written permission of Dell Inc. is strictly forbidden.

Trademarks used in this text: Dell and the DELL logo are trademarks of Dell Inc.

Other trademarks and trade names may be used in this document to refer to either the entities claiming the marks and names or their products. Dell Inc. disclaims any proprietary interest in trademarks and trade names other than its own.

August 2018

Rev. A00