

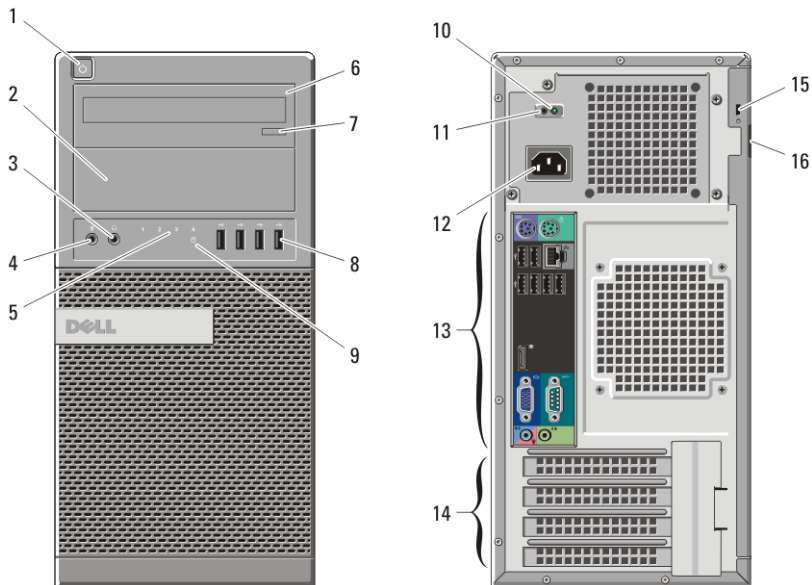
# Dell OptiPlex 790

## Setup And Features Information

### About Warnings

 **WARNING:** A WARNING indicates a potential for property damage, personal injury, or death.

### Mini-Tower — Front And Back View



**Figure 1. Front And Back View Of Mini-Tower**

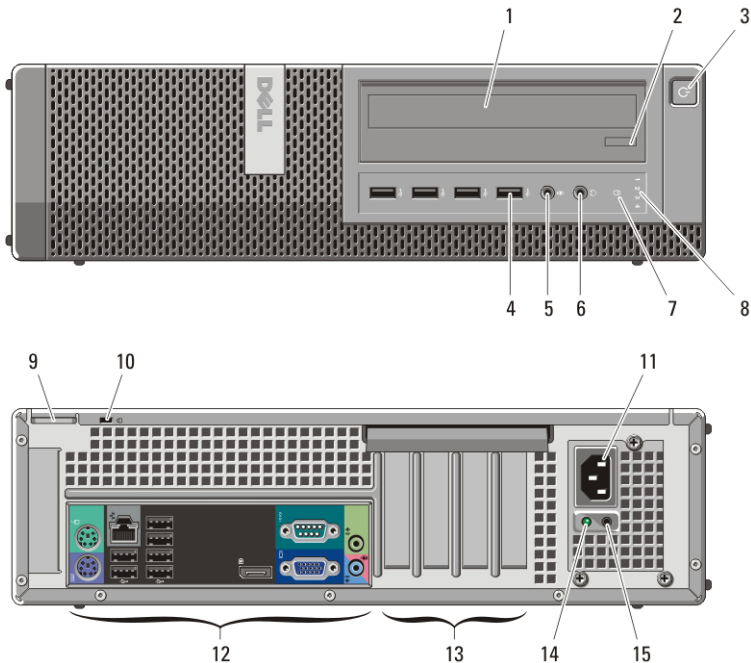
- |                                 |                                    |
|---------------------------------|------------------------------------|
| 1. power button, power light    | 9. drive activity light            |
| 2. optical-drive bay (optional) | 10. power supply diagnostic light  |
| 3. headphone connector          | 11. power supply diagnostic button |
| 4. microphone connector         | 12. power connector                |
| 5. diagnostic lights (4)        | 13. back panel connectors          |
| 6. optical drive (optional)     | 14. expansion-card slots (4)       |
| 7. optical-drive eject button   | 15. security-cable slot            |
| 8. USB 2.0 connectors (4)       | 16. padlock ring                   |



OJPFWVA00

Regulatory Model: D09M, D05D, D03S, D01U  
Regulatory Type: D09M001, D05D001,  
D03S001, D01U002  
2011 - 02

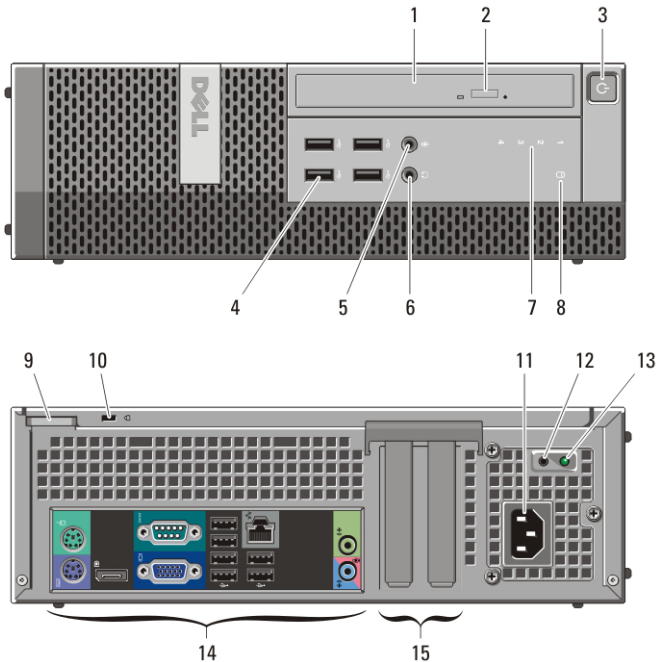
## Desktop — Front And Back View



**Figure 2. Front And Back View Of Desktop**

- |                               |                                    |
|-------------------------------|------------------------------------|
| 1. optical drive              | 9. padlock ring                    |
| 2. optical-drive eject button | 10. security-cable slot            |
| 3. power button, power light  | 11. power connector                |
| 4. USB 2.0 connectors (4)     | 12. back panel connectors          |
| 5. microphone connector       | 13. expansion-card slots (4)       |
| 6. headphone connector        | 14. power supply diagnostic light  |
| 7. drive activity light       | 15. power supply diagnostic button |
| 8. diagnostic lights (4)      |                                    |

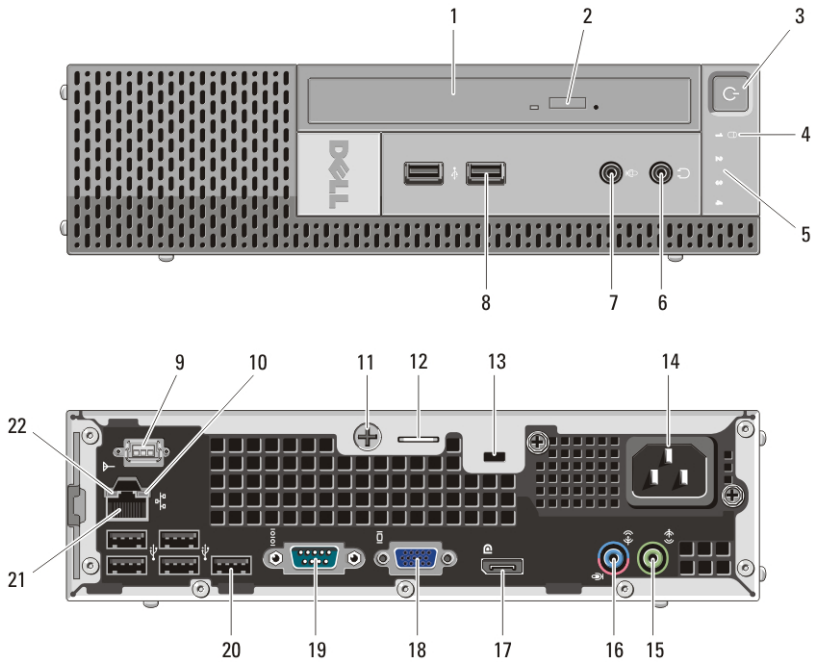
## Small Form Factor — Front And Back View



**Figure 3. Front And Back View Of Small Form Factor**

1. optical drive
2. optical-drive eject button
3. power button, power light
4. USB 2.0 connectors (4)
5. microphone connector
6. headphone connector
7. diagnostic lights (3)
8. drive activity light
9. padlock ring
10. security-cable slot
11. power connector
12. power supply diagnostic button
13. power supply diagnostic light
14. back panel connectors
15. expansion-card slots (2)

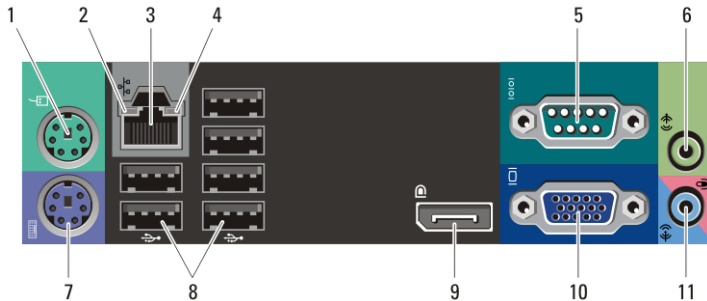
## Ultra Small Form Factor — Front And Back View



**Figure 4. Front And Back View Of Ultra Small Form Factor**

- |                               |                                  |
|-------------------------------|----------------------------------|
| 1. optical drive              | 12. padlock ring                 |
| 2. optical-drive eject button | 13. security-cable slot          |
| 3. power button, power light  | 14. power connector              |
| 4. drive activity light       | 15. line-out connector           |
| 5. diagnostic lights (4)      | 16. line-in/microphone connector |
| 6. headphone connector        | 17. DisplayPort connector        |
| 7. microphone connector       | 18. VGA connector                |
| 8. USB 2.0 connectors (2)     | 19. serial connector             |
| 9. Wi-Fi antenna (optional)   | 20. USB 2.0 connectors (5)       |
| 10. network activity light    | 21. network connector            |
| 11. captive thumbscrew        | 22. link integrity light         |

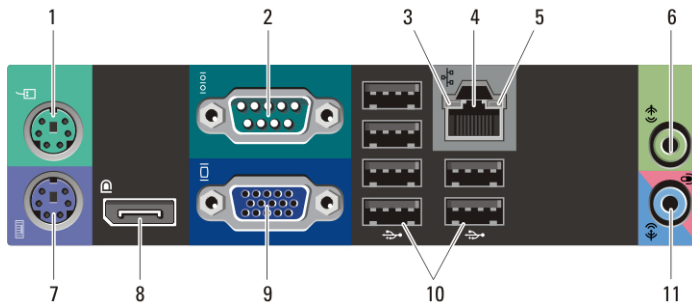
## Mini-Tower And Desktop — Back Panel



**Figure 5. Back Panel View of Mini-Tower And Desktop**

- |                           |                                  |
|---------------------------|----------------------------------|
| 1. mouse connector        | 7. keyboard connector            |
| 2. link integrity light   | 8. USB 2.0 connectors (6)        |
| 3. network connector      | 9. DisplayPort connector         |
| 4. network activity light | 10. VGA connector                |
| 5. serial connector       | 11. line-in/microphone connector |
| 6. line-out connector     |                                  |

## Small Form Factor — Back Panel



**Figure 6. Back Panel View Of Small Form Factor**

- |                           |                                  |
|---------------------------|----------------------------------|
| 1. mouse connector        | 7. keyboard connector            |
| 2. serial connector       | 8. DisplayPort connector         |
| 3. link integrity light   | 9. VGA connector                 |
| 4. network connector      | 10. USB 2.0 connectors (6)       |
| 5. network activity light | 11. line-in/microphone connector |
| 6. line-out connector     |                                  |

## Quick Setup

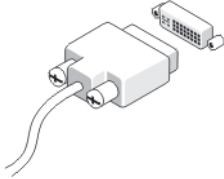


**WARNING:** Before you begin any of the procedures in this section, read the safety information that shipped with your computer. For additional best practices information, see [www.dell.com/regulatory\\_compliance](http://www.dell.com/regulatory_compliance).

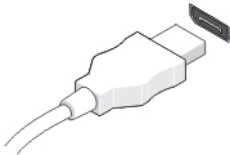


**NOTE:** Some devices may not be included if you did not order them.

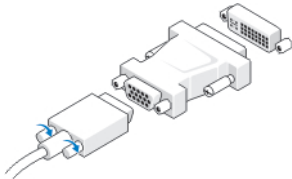
1. Connect the monitor using only one of the following cables:



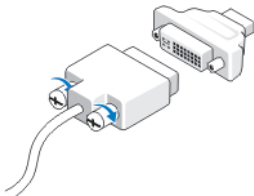
**Figure 7. DVI Cable**



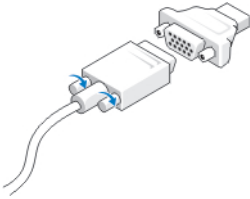
**Figure 8. DisplayPort Cable**



**Figure 9. VGA To DVI Adapter**

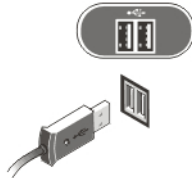


**Figure 10. DVI To DisplayPort Adapter**



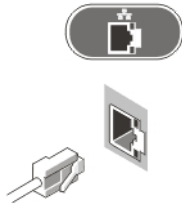
**Figure 11. VGA To DisplayPort Adapter**

2. Connect the USB keyboard or mouse (optional).



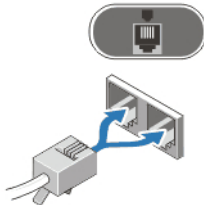
**Figure 12. USB Connection**

3. Connect the network cable (optional).



**Figure 13. Network Connection**

4. Connect the modem (optional).



**Figure 14. Modem Connection**

5. Connect the power cable(s).




**Figure 15. Connecting Power**

6. Press the power buttons on the monitor and the computer.



**Figure 16. Turning On Power**

## Specifications

 **NOTE:** The following specifications are only those required by law to ship with your computer. For a complete and current listing of the specifications for your computer, go to [support.dell.com](http://support.dell.com).

---

### System Information

---

Chipset	Intel 6 Series Express Chipset
---------	--------------------------------

---

### Processor

---

Processor	<ul style="list-style-type: none"> <li>• Intel Core i5, i7 Quad Core</li> <li>• Intel Core i3 Dual Core</li> <li>• Intel Pentium Dual Core</li> <li>• Intel Celeron Dual Core</li> </ul>
-----------	--

---

### Video

---

Type:

Integrated	<ul style="list-style-type: none"> <li>• Intel HD Graphics</li> <li>• Intel HD Graphics 2000</li> </ul>
------------	---

Discrete	PCI Express x16 graphics adapter
----------	----------------------------------

Integrated video memory	up to 1.7 GB shared video memory (Microsoft Windows Vista and Windows 7)
-------------------------	--



---

## Memory

---

### Memory module connectors

Desktop, Mini-Tower, Small Form Factor	four DIMM slots
--	-----------------

Ultra Small Form Factor	two DIMM slots
-------------------------	----------------

Memory module capacity	1 GB, 2 GB, and 4 GB
------------------------	----------------------

Type	DDR3 1333 MHz
------	---------------

Minimum memory	1 GB
----------------	------

### Maximum memory

Desktop, Mini-Tower, Small Form Factor	16 GB
--	-------

Ultra Small Form Factor	8 GB
-------------------------	------

---

## Drives

---

### Externally accessible:

#### 5.25 inch drive bays

Mini-Tower	two
------------	-----

Desktop	one
---------	-----

Small Form Factor	one slim optical drive bay
-------------------	----------------------------

Ultra Small Form Factor	one slim optical drive bay
-------------------------	----------------------------

### Internally accessible:

#### 3.5 inch SATA drive bays

Mini-Tower	two
------------	-----

Desktop	one
---------	-----

Small Form Factor	one
-------------------	-----

Ultra Small Form Factor	none
-------------------------	------

#### 2.5 inch SATA drive bays

Mini-Tower	two
------------	-----

Desktop	one
---------	-----

---

**Drives**

---

Small Form Factor	one
Ultra Small Form Factor	one

---

**Control Lights And Diagnostic Lights**

---

Power button light	<p>Blue light — Solid blue light indicates power-on state; blinking blue light indicates sleep state of the computer.</p> <p>Amber light — Solid amber light when the computer does not start indicates a problem with the system board or power supply. Blinking amber light indicates a problem with the system board.</p>
Drive activity light	Blue light — Blinking blue light indicates that the computer is reading data from or writing data to the hard drive.
Diagnostic lights	Four lights located on the front panel of the computer. For more information on the diagnostic lights, see the <i>Service Manual</i> at <a href="http://support.dell.com/manuals">support.dell.com/manuals</a> .

---

**Power**

---

Coin-cell battery	3 V CR2032 lithium coin cell
Voltage	
Mini-Tower	100 VAC to 240 VAC, 50 Hz to 60 Hz, 5.00 A
Desktop	100 VAC to 240 VAC, 50 Hz to 60 Hz, 4.40 A
Small Form Factor	100 VAC to 240 VAC, 50 Hz to 60 Hz, 3.60 A
	100 VAC to 240 VAC, 50 Hz to 60 Hz, 4.00 A
Ultra Small Form Factor	100 VAC to 240 VAC, 50 Hz to 60 Hz, 2.90 A
Wattage	
Mini-Tower	265 W
Desktop	250 W

---

## Power

---

Small Form Factor 240 W

Ultra Small Form Factor 200 W

### Maximum heat dissipation

Mini-Tower 1390 BTU/hr

Desktop 1312 BTU/hr

Small Form Factor 1259 BTU/hr

Ultra Small Form Factor 758 BTU/hr



**NOTE:** Heat dissipation is calculated by using the power supply wattage rating.



**NOTE:** See the safety information that shipped with your computer for important voltage-setting information.

---

## Physical

---

### Height

Mini-Tower 36.00 cm (14.17 inches)

Desktop 36.00 cm (14.17 inches)

Small Form Factor 29.00 cm (11.42 inches)

Ultra Small Form Factor 23.70 cm (9.33 inches)

### Width

Mini-Tower 17.50 cm (6.89 inches)

Desktop 10.20 cm (4.01 inches)

Small Form Factor 9.26 cm (3.65 inches)

Ultra Small Form Factor 6.50 cm (2.56 inches)

### Depth

Mini-Tower 41.70 cm (16.42 inches)

Desktop 41.00 cm (16.14 inches)

Small Form Factor 31.20 cm (12.28 inches)

Ultra Small Form Factor 24.00 cm (9.45 inches)

---

## Physical

---

### Weight (Minimum)

Mini-Tower	8.87 kg (19.55 lb)
Desktop	7.56 kg (16.67 lb)
Small Form Factor	5.70 kg (12.57 lb)
Ultra Small Form Factor	3.27 kg (7.21 lb)

---

## Environmental

---

### Temperature:

Operating	10 °C to 35 °C (50 °F to 95 °F)
Storage	–40 °C to 65 °C (–40 °F to 149 °F)

Relative humidity 20% to 80% (noncondensing)

### Altitude:

Operating	–15.20 m to 3048 m (–50 ft to 10,000 ft)
Storage	–15.20 m to 10,668 m (–50 ft to 35,000 ft)

Airborne contaminant level G1 or lower as defined by ISA-S71.04–1985

## Finding More Information and Resources

See the safety and regulatory documents that shipped with your computer and the regulatory compliance website at [www.dell.com/regulatory\\_compliance](http://www.dell.com/regulatory_compliance) for more information on:

- Safety best practices
- Regulatory certification
- Ergonomics

See [www.dell.com](http://www.dell.com) for additional information on:

- Warranty
- Terms and Conditions (U.S. only)
- End User License Agreement

Information in this publication is subject to change without notice.

© 2011 Dell Inc. All rights reserved.

Reproduction of these materials in any manner whatsoever without the written permission of Dell Inc. is strictly forbidden.

Trademarks used in this text: Dell™, the DELL logo, Dell Precision™, Precision ON™, ExpressCharge™, Latitude™, Latitude ON™, OptiPlex™, Vostro™, and Wi-Fi Catcher™ are trademarks of Dell Inc. Intel®, Pentium®, Xeon®, Core™, Atom™, Centrino®, and Celeron® are registered trademarks or trademarks of Intel Corporation in the U.S. and other countries. AMD® is a registered trademark and AMD Opteron™, AMD Phenom™, AMD Sempron™, AMD Athlon™, ATI Radeon™, and ATI FirePro™ are trademarks of Advanced Micro Devices, Inc. Microsoft®, Windows®, MS-DOS®, Windows Vista®, the Windows Vista start button, and Office Outlook® are either trademarks or registered trademarks of Microsoft Corporation in the United States and/or other countries. Blu-ray Disc™ is a trademark owned by the Blu-ray Disc Association (BDA) and licensed for use on discs and players. The Bluetooth® word mark is a registered trademark and owned by the Bluetooth® SIG, Inc. and any use of such mark by Dell Inc. is under license. Wi-Fi® is a registered trademark of Wireless Ethernet Compatibility Alliance, Inc.

Other trademarks and trade names may be used in this publication to refer to either the entities claiming the marks and names or their products, Dell Inc. disclaims any proprietary interest in trademarks and trade names other than its own.